

# COVID-19 UPDATE

## Fort McMurray

- 129 New Identified Cases
- 767 Active (-37)
- 8622 Recovered (+166)
- 9407 Ever
- 18 Deaths (0 new)
- 965.8 cases per 100,000 pop
- **5+ Vaccination:**

1st Dose	79.5%
2nd Dose	72.8%
3rd Dose	18.7%

**AHS North Zone Data (Jan. 17):**  
**65 Hospitalizations (+3)**  
**7 ICU (+2)**  
**420 Deaths in North Zone**

## Rural RMWB

- 18 New Identified Cases
- 76 Active (+15)
- 515 Recovered (+3)
- 593 Ever
- 2 Deaths (0 New)
- 1872.7 cases per 100,000 pop
- **5+ Vaccination:**

1st Dose	80.3%
2nd Dose	70.5%
3rd Dose	18.3%
- As testing is now extremely limited, these statistics are only a portion of actual case counts in the community.
- **Statistics are as of January 17th compared to January 15th, 2022**

## Alberta

- New Identified Cases  
Jan. 17            3279
- 70,223 Identified Active (-2145)
- 455,660 Ever
- 382,025 Recovered (+5415)
- 3,412 Deaths (+98 in last day)
- 104 ICU (+10)
- 1089 Hospitalizations (+82)
- **5+ Vaccinations**

1st Dose	85.2%
2nd Dose	78.2%
Booster	31.1%

### Outbreaks in RMWB:

Willow Square  
Continuing Care

Salvation Army  
Diefenbaker Home

### School Status:

If your child has any of the core symptoms, you should assume they have Covid-19, and they should stay home.

<https://www.alberta.ca/covid-19-testing-in-alberta.aspx>

**R-Value for "Rest of Alberta" is 0.98**

**Positivity rate 38.8%**

Dr. Hinshaw, CMOH, provided an update today

- Outbreaks can now be reported for correctional facilities, but not for most businesses as contact tracing needs to be focused on those most likely to experience severe outcomes.
- Different care settings require different guidance. The 5-day isolation option does not apply to residents of long-term care and acute care facilities.
- The Single Site Worker rule will be reviewed in February.
- 51% of non-ICU admissions to hospital are due to Covid-19, and 49% are non-Covid-19 or unclear.
- ICU new admissions are 74% due to Covid-19, 26% for other reasons or unclear. This is a different situation than previous variants and due to higher transmissibility of omicron.
- Hospitalizations are now higher than October, overall burden on system is large and growing.

**Effective Thursday, Immunocompromised individuals are eligible for a 4<sup>th</sup> dose of vaccine (at least 5 months after 3<sup>rd</sup>).**

Wastewater data is available here: <https://covid-tracker.chi-csm.ca/>

### **Active Public Health Orders:**

[Order 02-2022](#) – Sets out isolation and masking requirements in Alberta, and information on Critical Worker Exception.

[Order 59-2021](#) – Modifies order 54-2021, limiting capacity and operating hours of restaurants and bars.

[Order 56-2021](#) – Modifies Order 54-2021, so that Order 55-2021 is not in effect if an in-scope entity is participating in the Restrictions Exemption Program.

[Order 55-2021](#) – Updates measures surrounding private social gatherings in residences.

[Order 54-2021](#) – Updates details and scope of Restrictions Exemption Program.

[Order 53-2021](#) – Provides updates to public health measures outlined in Order 44-2021.

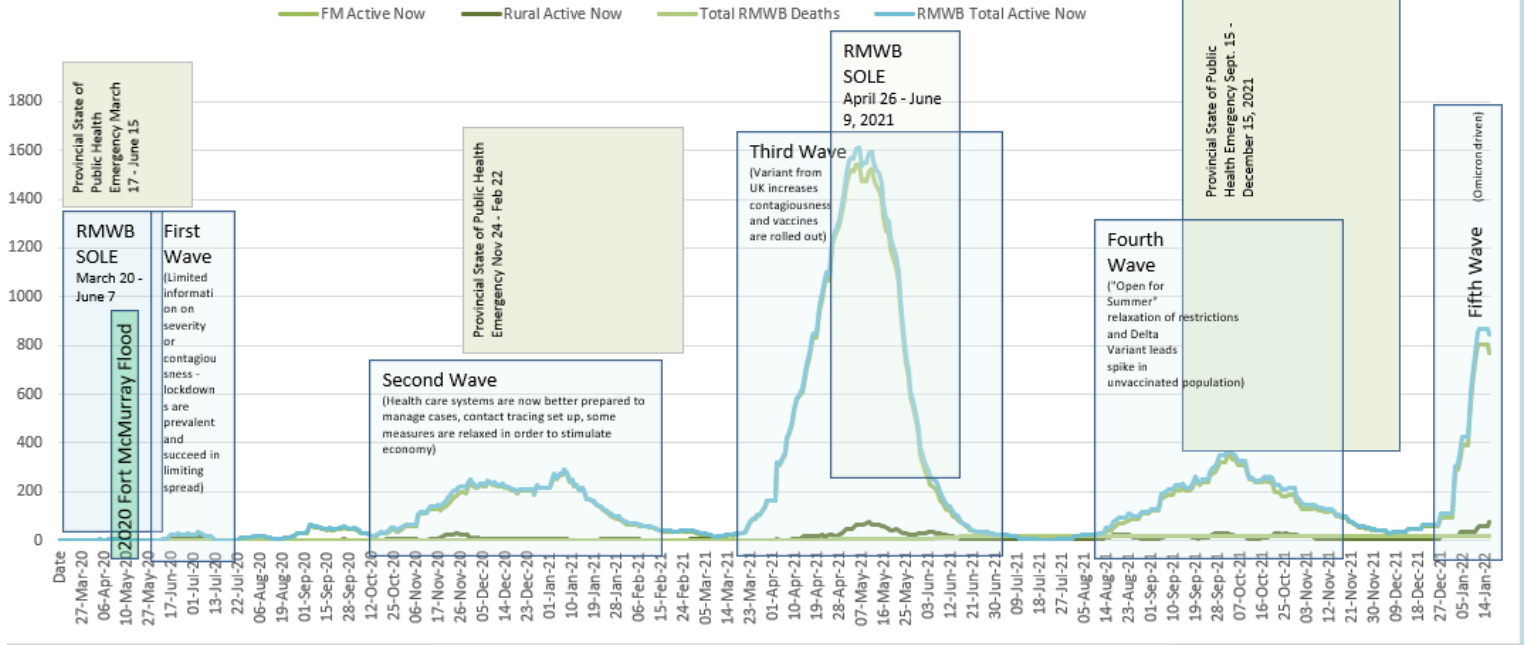
[Order 47-2021](#) – Lowers outdoor gathering size capacity from 200 to 20.

[Order 34-2021](#) – Outlining Covid-19 masking restrictions for Stage 3 of Alberta's Open for Summer Plan.



# COVID-19 UPDATE

Active COVID-19 Cases in the RMWB



## Alberta

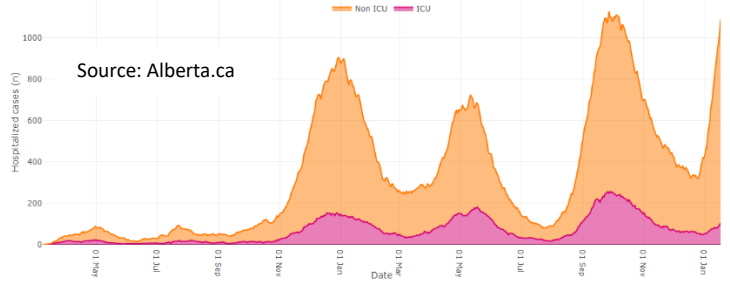
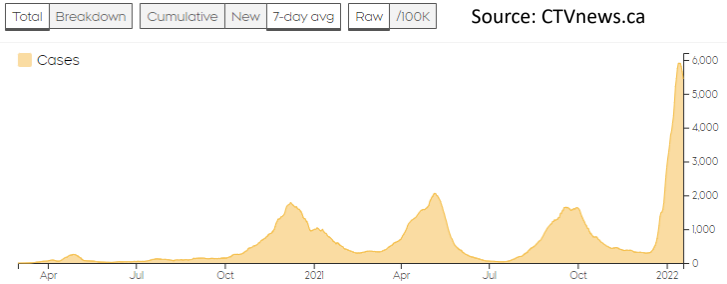


Figure 14: Number of current COVID-19 patients in hospital, ICU and non-ICU

Table 8. COVID-19 ICU admission, count and rate (per 100,000 population), in the past 120 days in Alberta by vaccine status. Vaccine status category is based on protection as Table 3.

Age group	3 doses & admitted in ICU (n)	3 doses & admitted in ICU (rate per 100K)	2 doses & admitted in ICU (n)	2 doses & admitted in ICU (rate per 100K)	Unvaccinated & admitted in ICU (n)	Unvaccinated & admitted in ICU (rate per 100K)
Under 5 years	0	0.00	0	0.00	28	0.46
5-11 years	0	0.00	0	0.00	7	0.79
12-29 years	1	0.33	8	0.30	60	8.40
30-39 years	0	0.00	8	0.70	83	4.53
40-49 years	1	0.75	16	4.15	141	18.03
50-59 years	9	4.94	29	7.75	211	30.36
60-69 years	4	1.65	55	28.11	219	55.88
70-79 years	5	2.85	50	10.72	140	35.59
80+ years	3	0.04	11	3.43	19	29.54
5+ years	23	2.27	177	10.07	908	22.60

