



**Regional Municipality of Wood Buffalo
Quarterly Financial Report**

For the quarter ended March 31, 2020



TABLE OF CONTENTS

MUNICIPAL OPERATING REVENUES AND EXPENSES	3
Municipal Operating Revenues and Expenses	4
FINANCIAL POSITION.....	8
Capital	9
Bank and Investments.....	10
Debt.....	12
Grants.....	13
DISASTER RECOVERY.....	Error! Bookmark not defined.
2016 Wildfire.....	21



MUNICIPAL OPERATING REVENUES AND EXPENSES

Municipal Operating Revenues and Expenses

For the Period Ending March 31, 2020

	March Actual YTD	March Budget YTD	Budget YTD Variance Increase (Decrease)	Annual Budget	Annual Projections	Annual Budget Variance Increase (Decrease)
Revenues:						
Net taxes available for municipal purposes	\$ 155,324,822	\$ 151,711,556	\$ 3,613,266	\$ 606,844,200	\$ 606,844,200	\$ -
Government transfers	3,819,115	2,739,167	1,079,948	16,198,760	16,198,760	-
Sales and user charges	11,556,057	11,428,670	127,387	48,399,368	48,399,368	-
Sales to other governments	5,441	642,842	(637,401)	3,214,400	3,214,400	-
Penalties and costs on taxes	2,358,111	1,483,200	874,911	5,941,000	5,941,000	-
Licenses and permits	610,649	526,909	83,740	2,112,000	2,112,000	-
Fines	639,075	741,250	(102,175)	2,967,000	2,967,000	-
Franchise and concession contracts	2,755,049	2,360,000	395,049	8,175,000	8,175,000	-
Return on investments	6,448,655	4,847,500	1,601,155	22,510,000	22,510,000	-
Rentals	397,480	381,634	15,846	1,524,500	1,524,500	-
Other	36,080	192,900	(156,820)	485,200	485,200	-
	183,950,534	177,055,628	6,894,906	718,371,428	718,371,428	-
Expenses:						
Salaries, wages and benefits	56,493,105	56,330,438	162,667	222,195,412	222,195,412	-
Contracted and general services	10,113,630	16,157,845	(6,044,215)	69,746,860	69,746,860	-
Purchases from other governments	5,762,555	6,141,478	(378,923)	24,587,720	24,587,720	-
Materials, goods, supplies and utilities	7,776,796	9,741,042	(1,964,246)	35,621,254	35,621,254	-
Provision for allowances	2,392,421	221,000	2,171,421	1,226,000	1,226,000	-
Transfers to local boards and agencies	95,000	128,370	(33,370)	513,480	513,480	-
Transfers to individuals and organizations	27,894,435	31,801,492	(3,907,057)	77,097,599	77,097,599	-
Bank charges and short-term interest	47,968	54,565	(6,597)	215,120	215,120	-
Other	10,012	4,360	5,652	16,900	16,900	-
	110,585,922	120,580,590	(9,994,668)	431,220,345	431,220,345	-
Reserves:						
Transfers to reserves/operations	144,554,360	144,554,360	-	287,151,083	287,151,083	-
	144,554,360	144,554,360	-	287,151,083	287,151,083	-
Operating surplus (deficit)	\$ (71,189,748)	\$ (88,079,322)	\$ 16,889,574	\$ -	\$ -	\$ -

Review:

As at March 31, 2020, the Municipality is showing an Annual Projections surplus / deficit of \$0. That is, we expect the revenues and expenses will achieve a balanced 2020 Annual Budget.

There is no expectation, at this time, that the Annual Budget will not be achieved.

The Budget YTD Variance Increase (Decrease) are the result of timing differences. Timing differences occur when actual results do not match the expected timing of the Annual Budget. However, at this time, we fully expect that the Actual results will match the Budget by the end of 2020.

IMPORTANT NOTE: This report does not show the ramifications of COVID-19 and the 2020 Flood. The effect of these events, as well as, the Council approved property tax rates, on May 27, 2020, will be reflected in reports commencing June 2020.

Municipal Operating Revenues and Expenses (continued)

As of March 31, 2020, the Municipality is showing an annual projected surplus/deficit of zero. There are no projected changes to budget as of March 31, 2020.

Operating Revenues

Year to date operating revenues to March 31, 2020 are \$184.0 million. On an annual basis the revenue projection is \$718.4 million.

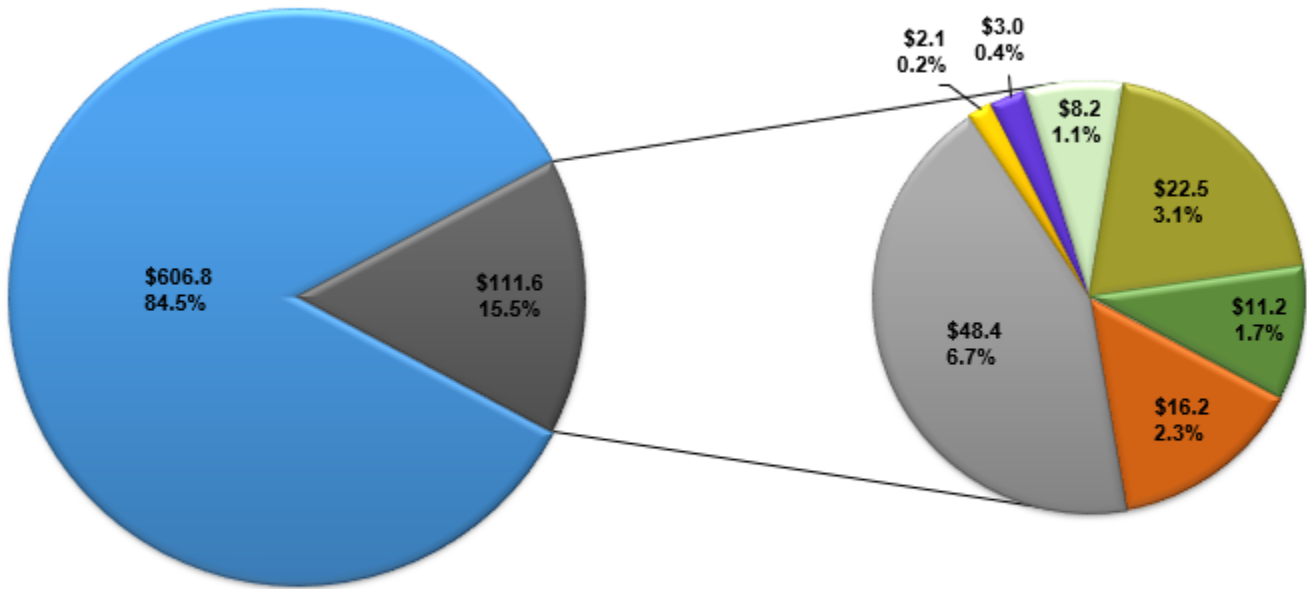
Operating Expenses

Year to date operating expenses to March 31, 2020 are \$110.6 million. On an annual basis the expense projection is \$431.2 million.

Municipal Operating Revenues and Expenses (continued)

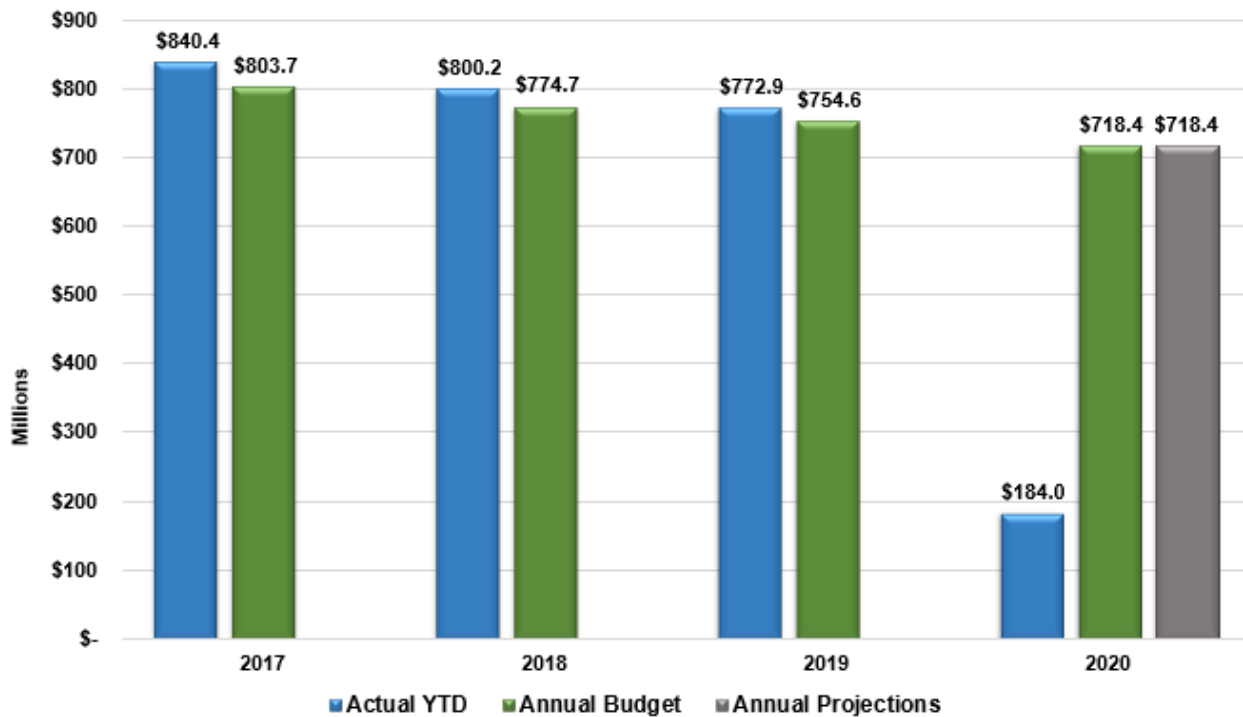
Operating Revenues

2020 Revenue - Annual Projections
(In Millions)



- Net taxes available for municipal purposes
- Sales and user charges
- Fines
- Returns on investments
- Government transfers
- Licenses and permits
- Franchise and concession contracts
- Other Revenue

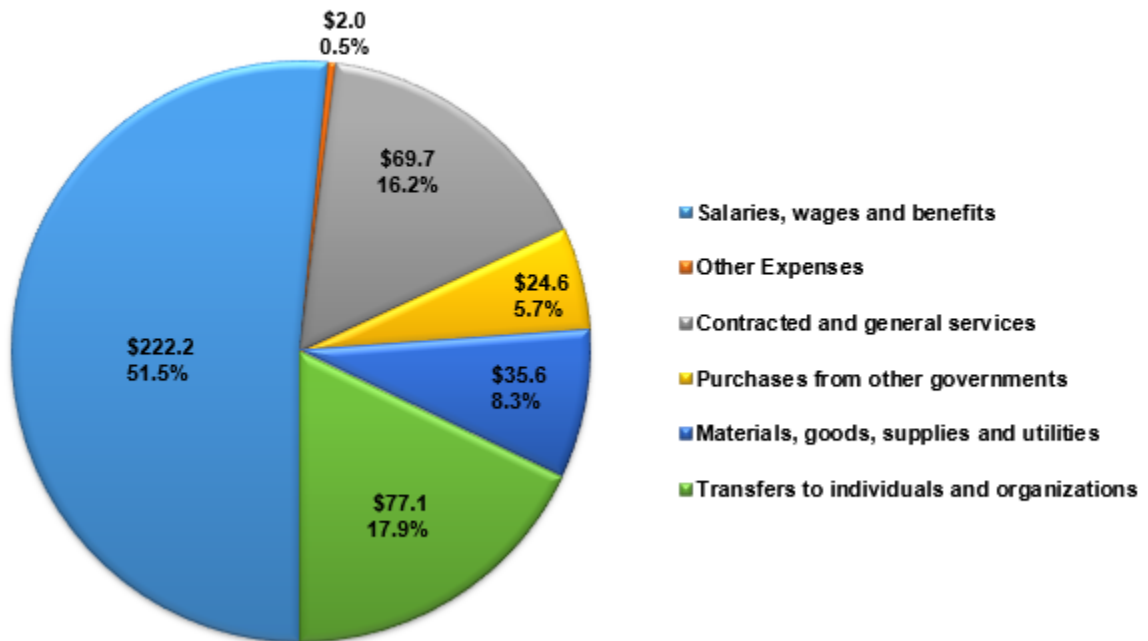
Municipal Revenues



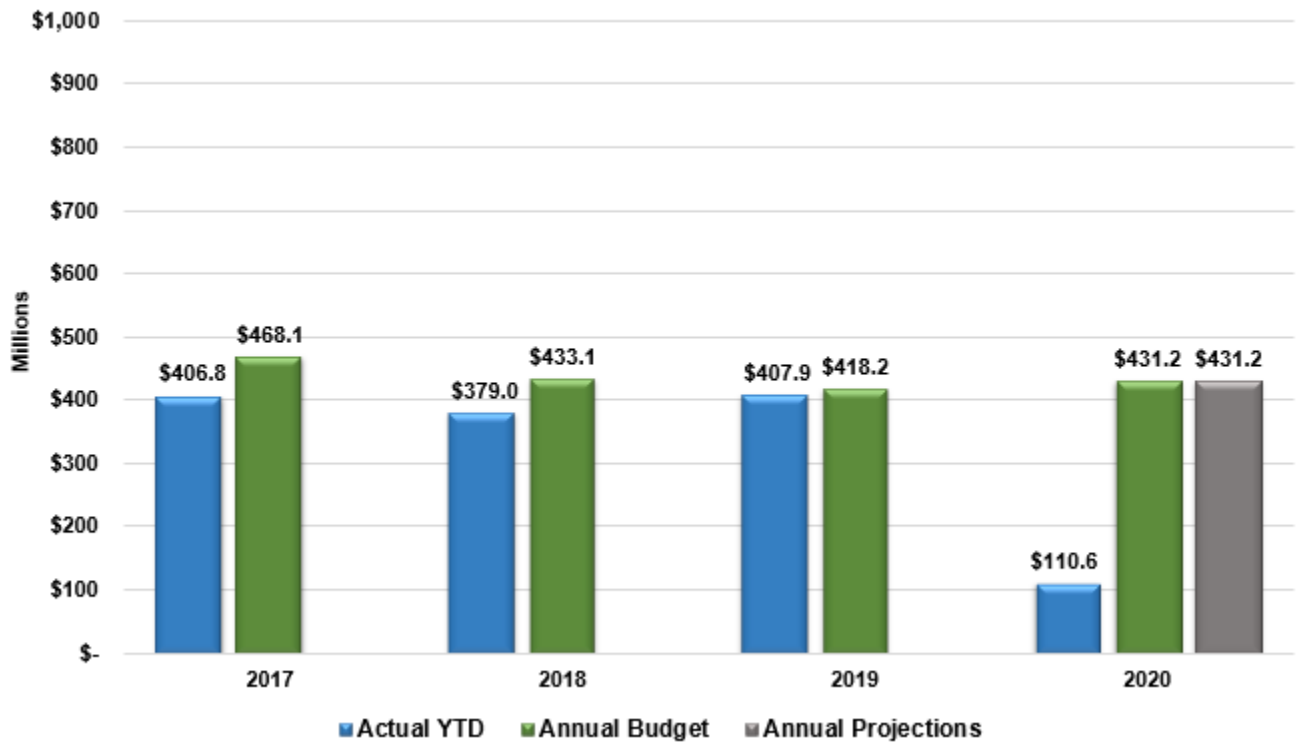
Municipal Operating Revenues and Expenses (continued)

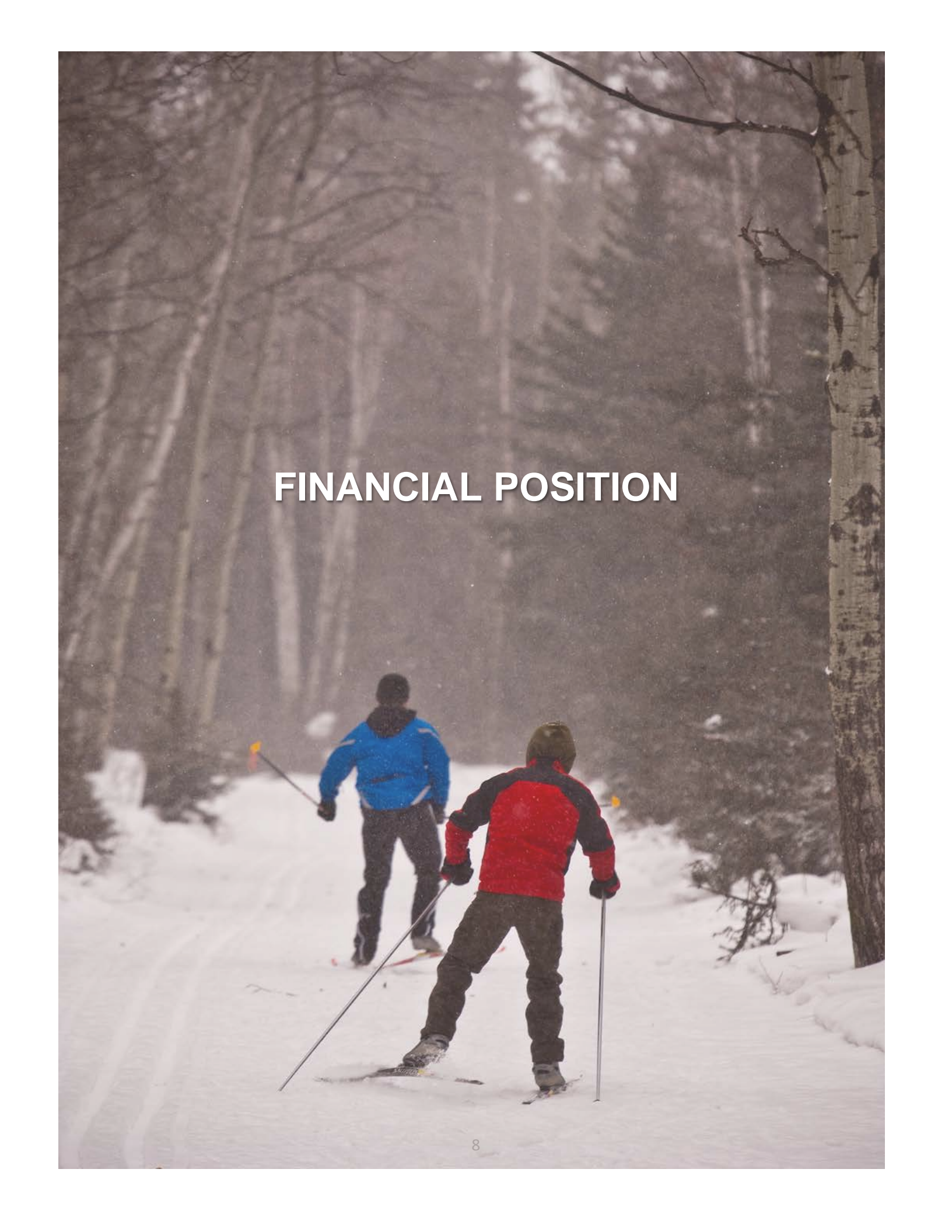
Operating Expenses

**2020 Expenses (excluding reserves)
Annual Projections (in Millions)**



Municipal Expenses (excluding reserves)



A photograph of two skiers on a snowy trail in a forest. The skier in the foreground is wearing a red and black jacket, while the skier in the background is wearing a blue jacket. The trees are bare and the ground is covered in snow. The text "FINANCIAL POSITION" is overlaid in the center of the image.

FINANCIAL POSITION

Capital

Capital Project Spending

For the Period Ending March 31, 2020

Project Name	2020 Actual YTD \$
Top 20	
Rural Water/Sewer Servicing Construction	\$ 4,830,928
Snow Disposal Site 2019 - Construction	2,687,426
Fort McMurray WTP PACL Tank Design/Build	1,224,633
Transit Facility (Green Trip) - Construction	1,025,044
Fort Chipewyan WTP Expansion - Construction	804,465
Urban Infrastructure Rehabilitation Street Improvement 2019	749,816
Fort McMurray WWTP Process Improvement	745,899
Saline Creek Parkway Phase 2 Design (F)	560,082
IT Infrastructure Upgrades 2019	528,572
Vista Ridge Capital Grant 2020	500,000
Ambulance Replacement (2)	459,369
Rural Infrastructure Rehab 2015-2017 - Construction	430,262
Fort McMurray Animal Control Centre	303,814
Conklin Multiplex - Predesign and Design	246,300
Clearwater Drive (Prairie Loop Blvd)	231,052
7th Floor Technology Replacement	229,085
Salt & Sand Storage Shed - Fort Chipewyan	202,687
Fort Chipewyan Sewer Services Extension	201,946
All Other Project Costs	3,918,588
Total Capital Spending	\$ 19,879,966

**Spending equals total Settlement for the month driven by Service Entry Sheet entries on capital internal orders*

WTP = Water Treatment Plant

PACL = Poly Aluminum Chloride

WWTP = Waste Water Treatment Plant

TRIP = Transit Incentives Program

The Municipality approved the 2020 capital budget of \$154.1 million which includes \$0.7 million for Public Art. At March 31, 2020, the capital budget has been revised to \$155.2 million stemming from 2020 capital amendment increases of \$1.1 million. As of March 31, 2020, \$19.9 million has been spent on the delivery of capital projects.

Bank and Investments

Bank
As of March 31, 2020
(in millions)

Cash	
Operating - Bank Balance	\$ 293.5
Investments	822.5
Total Cash	<u>1,116.0</u>
Committed Funds	
<i>Operating Requirements</i>	<u>200.9</u>
<i>Deferred Revenue</i>	
Grants	38.7
Developer Agreements	3.3
Offsite Levies	2.7
	<u>44.7</u>
<i>Reserves</i>	
Committed Funds	
Capital	643.8
Emerging Issues	123.8
Operating	52.7
	<u>820.3</u>
Total Committed Funds	<u>1,065.9</u>
Remaining	<u>\$ 50.1</u>

The current amount of cash in the bank plus investments totals \$1.1 billion as of March 31, 2020. The commitments against this balance include \$200.9 million for operating requirements, \$44.7 million in deferred revenues, which is money the Municipality has received in advance but is committed to spend in the future and \$820.3 million in committed reserve funds.

Bank and Investments (continued)

Investments

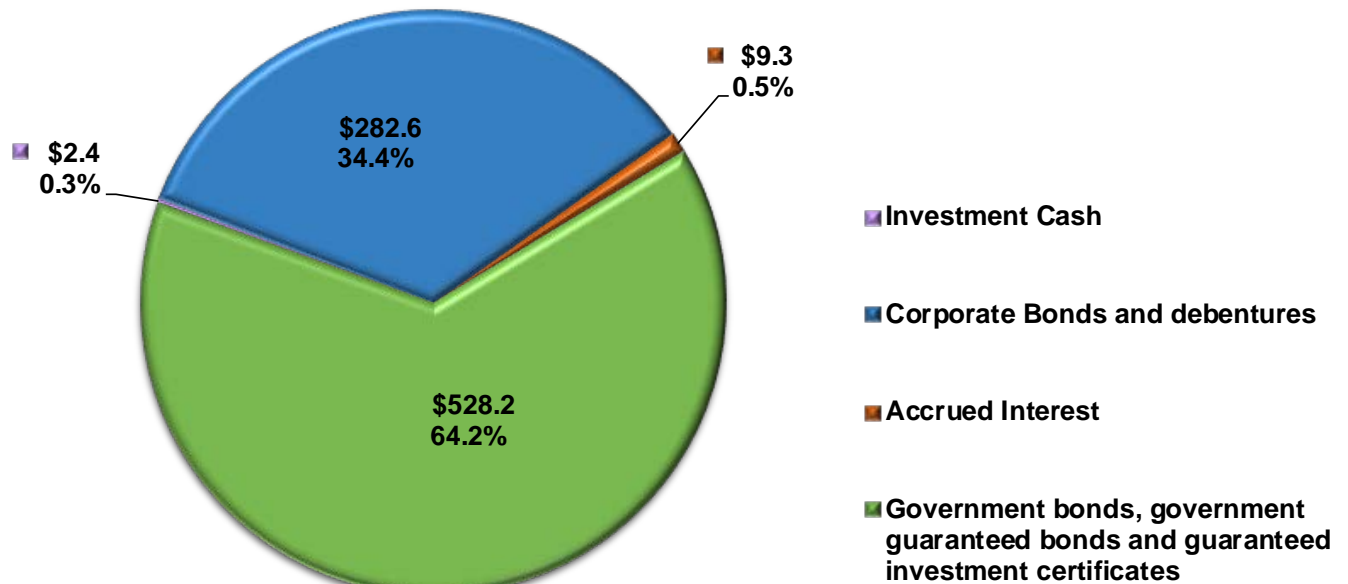
The Municipality has \$822.5 million in investment holdings as of March 31, 2020, of which \$149.6 million are short-term investments with maturity dates under one year. Returns on investments to March 31, 2020 total \$6.4 million with \$4.7 million from investment income and \$1.7 million from interest income.

Investment Holdings

(In Millions)

Type:	Cost Value @ December 31, 2019	Cost Value @ March 31, 2020	Market Value @ March 31, 2020
Corporate bonds and debentures	\$ 294.1	\$ 282.6	\$ 284.8
Government bonds, government guaranteed bonds and guaranteed investment certificates	516.7	528.2	529.6
Investment cash	2.4	2.4	2.4
Accrued interest	4.6	9.3	9.3
Total	\$ 817.8	\$ 822.5	\$ 826.1

**Investment Holdings by Type - Book Values
(in Millions)**

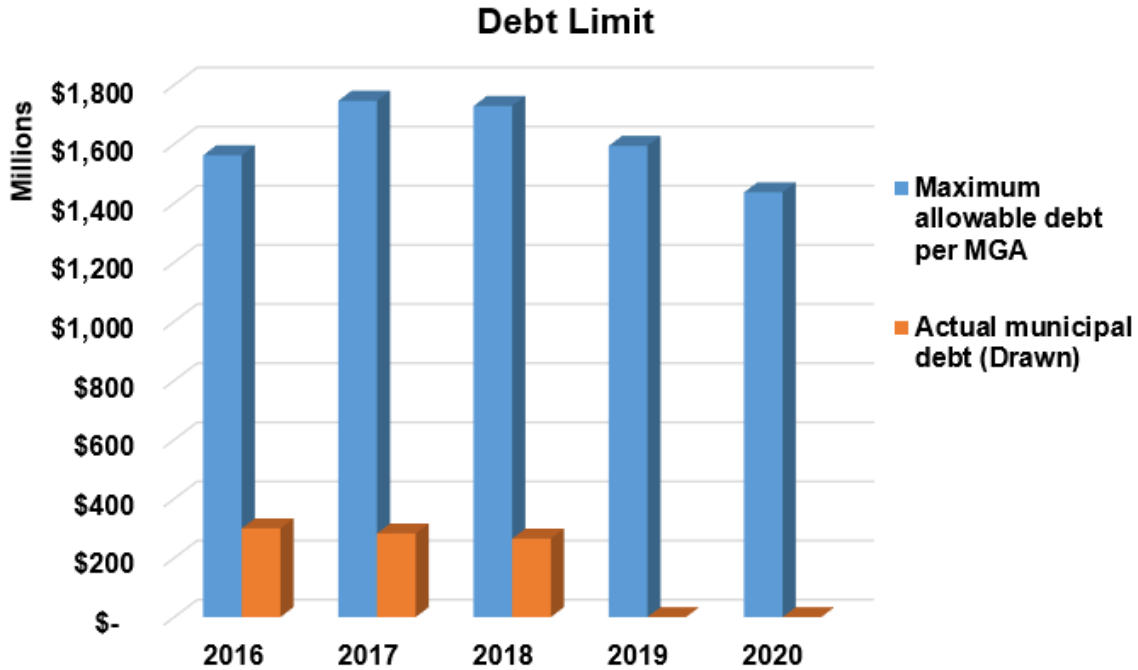


Debt

Authority to incur debt for municipalities in Alberta is granted through Alberta Regulation (AR) 255/2000 of the Alberta Municipal Government Act (MGA) and in special cases, variation can be granted through a Ministerial Order. Sections 251 through 274 of the MGA provides guidance regarding indebtedness for operating and capital purposes.

The general debt limits for municipalities in Alberta allow for debt of 1.5 times revenue and 0.25 times revenue for debt service. Regional Municipality of Wood Buffalo's debt limit is set at 2 times revenue and debt service limit is set at 0.35 times revenue through AR255/2000.

Council, through the Debt Management Policy (FIN-120), set the Municipality's limits at 85% of the Alberta Debt Limit Regulation (AR) 255/2000.



As of March 31, 2020, the Municipality has no committed drawn debt outstanding.

Grants

To date the Municipality has received approval for \$32.3 million in capital grants and \$1.9 million in operating grants.

There are five capital grant applications totaling \$89.1 million that have been submitted for consideration with the government. The capital grant applications include:

- Alberta Municipal Water/Wastewater Program (AMWWP) for \$49.9 million,
- Investing in Canada Infrastructure Program – Green Infrastructure (Federal) for \$3.5 million for the Flood Mitigation project,
- Airports Capital Assistance Program (ACAP) for \$14.5 million for the Pavement Overlay project,
- GreenTRIP Grant – Round 2 for \$3.4 million and
- Investing in Canada Infrastructure Program – Public Transit for \$17.9 million.

Research into grant opportunities is an on-going process.

Grants (continued)

Summary of Capital and Operating Grants Awarded As At March 31, 2020

Past & Current Capital Grants	2020	2019	2016-2018	Information
Provincial and Federal Allocations				
Federal Gas Tax Fund (FGTF)	6,388,689	6,499,011	19,837,563	2020 amount is preliminary allocation
Federal Gas Tax Fund (FGTF) - one-time top-up 2019		6,121,681	-	In 2019, there was a one-time payment from Canada to Alberta, in addition to the 2019 funding transfer. The top-up is intended to be directed towards municipal infrastructure needs.
Municipal Sustainability Initiative (MSI)	25,832,442	16,910,000	79,749,741	2020 amount is preliminary allocation
MSI Additional			23,571,422	
Engineering				
Alberta Community Resilience Program (ACRP)		6,590,000	-	2019 - Funding awarded for Flood Mitigation Projects - Reaches 7,8,9 (Lower Townsite)
Alberta Municipal Water/Wastewater Partnership (AMWWP) - Conklin WTP Phase 1 Expansion			4,286,347	Original approval in 2004 was for a \$922,500 contribution under the AMWWP program. A cost revision funding request was submitted in 2016 which resulted in additional AMWWP contribution of \$4,286,347 under AMWWP. Total grant \$5,208,847.25.
Alberta Municipal Water/Wastewater Partnership (AMWWP) - Conklin WTP Phase 2 Upgrades - Construction			764,354	Application submitted Nov 2015. Revised November 2016. Approved for \$764,354 representing 27% of eligible costs.
Alberta Municipal Water/Wastewater Partnership (AMWWP) - Fort Chipewyan WTP Expansion			19,756,092	Application submitted Nov 2015. Revised January 21, 2016. Approved for \$19,756,092 representing 69.64% of eligible costs.
Canada 150 Program - Administered by Western Economic Diversification Canada			200,000	2017 - Anzac Community Centre Upgrades
Community Facility Enhancement Program (CFEP)			123,500	The Ptarmigan Nordic Ski Club with the support of the Regional Municipality of Wood Buffalo has secured a grant to offset 50% of the cost of the Furniture, Fixtures and Equipment required for the Doug Barnes Cabin Expansion - Construction project.
First Nations Water Tie-In Program	4,474	44,742	-	Funding was approved to conduct a Regional Water Transmission Line Extension Feasibility study. The study will look at a regional system from the Hamlet of Fort Chipewyan that will provide service to the Mikisew Cree First Nations in the Allison Bay area. An additional 10% was approved in 2020.
Strategic Transportation Infrastructure Program (STIP)			574,035	Fort Chipewyan Winter Road Culvert Replacement (\$765,380 total cost) 75% approved
Public Works				
Airport Capital Assistance Program (ACAP) Funding			1,588,208	Airfield Lighting Rehabilitation Project at Fort Chipewyan Airport
GreenTRIP Round 3			6,459,000	Bus Bay Turn-out project
GreenTRIP Round 3			842,560	Airporter/Paratransit
GreenTRIP Round 3			1,276,667	Shelter Additions.
GreenTRIP Round 3			21,570,614	Intelligent Transportation System.
Public Transit Infrastructure Program (PTIF)			3,451,000	Bus Bay Turn-out project
Fort McMurray Fire Relief Fund				
Rotary District 5370 Charitable Foundation			75,000	Fort McMurray Port of Entry Rebuild Project
Lions Club International Foundation		147,000	-	A donation/grant in the amount of \$147,000 has been approved for upgrades to the Lion's Park.
Adventurer Foundation and Fraserway RV			310,000	A donation towards the cost of construction of the Christina Gordon Playground was provided by the Adventurer Foundation, a donor advised fund at The Foundation Office.ca, is the official giving foundation of Fraserway RV LP and the Adventurer Group of Companies.
Regional Emergency Services				
9-1-1 Grant	123,352	496,125	70,628	The grant runs from July 1st to June 30th annually. 9-1-1 Grants are calculated quarterly based on 9-1-1 revenue and population served by the Public Safety Answering Point (PSAP).
Total Capital Grants	\$ 32,348,957	\$ 36,808,559	\$ 184,506,731	

Grants (continued)

Operating Grants	2020	2019	2016-2018	Information
Community Services				
Coalitions Creating Equity Program (CCE)		\$ 10,000	\$ 123,000	2018 - Community Services has developed an application for funding to the Alberta Human Rights and Multiculturalism Grant Program for the Wood Buffalo Equity Coalition Program which will be delivered by the Regional Advisory Committee on Inclusion, Diversity and Equality (RACIDE). 2019 - Community-based Response Model to Acts of Discrimination, Racism and Hate Project Funded
Community Inclusion Grant			30,000	Alberta Justice and Solicitor General - Human Rights, Education and Multicultural Fund 2016 - Diversity Plan 2016 and Beyond 2018 - Diversity and Inclusion Business Recognition Program 2018 - Diversity & Inclusion Employee Census 2019
Conoco Phillips			5,000	\$5,000 for Green Teen Program in 2016.
Family & Community Support Services	1,924,513	1,924,513	5,773,539	Provincial level program through Alberta Human Services. Payment is based on population.
Family and Community Safety Program (Children and Youth Service Grant)			150,000	Funded by Minister of Human Services to provide advocacy services in the community.
Labour Market Partnerships (LMP) Grant - Inclusive Business Project			51,000	Funding is being provided through the Labour Market Partnerships (LMP) Grant by the Alberta Department of Labour. The project will address the evidenced need for increased workplace education and awareness about inclusion and diversity, develop inclusive workplace evaluation, consultation policies and feedback practices. The overall cost of the project, including in-kind contributions, will be \$84,500.
Municipal Cannabis Transition Program (MCTP)		88,472	134,292	The MCTP is a program that will support eligible Alberta municipalities with increased enforcement and other implementation costs related to the legalization of cannabis.
Municipal Policing Assistance Grant (MPAG)		1,209,840	3,712,384	Current funding agreement is for two (2) years from April 1, 2018 and ending March 31, 2020. Payment is based on per capita calculation.
Point in Time Count			50,000	Community Services was successful securing funding from Employment and Social Development Canada (ESDC) for the "Everyone Counts: the 2018 Coordinated Point-in-Time Count.
Police Officer Grant (POG)		300,000	900,000	Current agreement is for two (2) years from April 1, 2018 and ending March 31, 2020.
Reaching Home: Canada's Homelessness Strategy Indigenous Homelessness (Federal)		401,134		2019/2020 - \$401,134
Reaching Home: Canada's Homelessness Strategy Designated Communities (Federal)		1,688,760		2019/2020 - \$321,219 2020/2021 - \$321,219 2021/2022 - \$348,774 2022/2023 - \$348,774 2023/2024 - \$348,774
Reaching Home: Canada's Homelessness Strategy Designated Communities (Federal) Community Capacity and Innovation Fund		306,900		2019/2020 - \$71,180 2020/2021 - \$61,180 2021/2022 - \$61,180 2022/2023 - \$56,580 2023/2024 - \$56,580
Victims and Survivors of Crime Week 2019		6,000		RCMP and Bylaw Support Services received a grant towards their Victims and Survivors of Crime Week 2019 project.
Victims of Crime Fund - Grant to Victims Services		69,360	942,602	Grant to provide services that benefit victims or a class or classes of victims during their involvement with the criminal justice process. 2017 - 3 year grant for Victims Services for 2018-2020. 2019 - Additional Funding to 2018-2020 agreement (2019 - \$35,788, 2020 - 33,572)
Victims of Crime Fund - Indigenous Victims Outreach Specialist (IVOS)		300,000		2019 - 3 Year grant for Indigenous Victims Outreach Specialist for 2019-2021

Grants (continued)

Operating Grants (continued)	2020	2019	2016-2018	Information
Communications, Stakeholder, Indigenous and Rural Relations				
Alberta Indigenous Relations		\$ -	\$ 50,000	Grant to assist with the Urban Aboriginal Connection Initiative project - Wood Buffalo Pan Aboriginal Connection project.
Local Food Week Grant		2,442		Recreation and Culture applied for a Local Food Week grant to assist with costs of a special event to highlight local food week 2019 at the August 14th, 2019 Urban Market.
Human Resources				
Canada Summer Jobs			92,938	2017 - 17 students 2016 - 29 Students.
Careers - The Next Generation			4,500	A grant to offset the costs of summer students employed at the Water Treatment Plant. \$15 per hour x 100 hours x 3 students.
Green Job Initiative - Summer Work Experience		11,424	11,424	2019 - 2 students 2018 - 2 students
Summer Temporary Employment Program (STEP) Program			56,100	2017 - 10 Students - \$4,200 per student - \$42,000 total. 2016 - 5 Labourer Positions.
Public Works				
Alberta Recycling Municipal Demonstration Grant			30,000	Grant awarded for \$30,000 towards a pour-in-place recycled tire project at the Syncrude Athletic Park.
Alberta Recycling Municipal Electronics and Paint Round-up Grant		13,000	72,952	Alberta Recycling Grant to offset cost to advertise and run the round-up activities. 2019 - Awarded grant of up to \$13,000 (actual payment will be based on expenses incurred) towards the June 1, 2019 round-up event
Alberta Recycling Tire Marshalling Area (TMA)			90,000	Awarded funding of \$30,000 each for Tire Marshalling Areas in Conklin, Janvier and Fort Chipewyan.
Celebrate Canada Grant		10,548	27,000	Canadian Heritage provides financial support for Canada Day activities.
FCM's Municipal Asset Management Program (MAMP)			50,000	Funding has been awarded from the FCM's Municipal Asset Management Program (MAMP) to offset the cost of conducting condition assessments of (50) municipal building facilities.
Forest Resource Improvement Association of Alberta (FRIAA) FireSmart Program			750,000	The FRIAA FireSmart Program is separate and independent from the Government of Alberta's FireSmart Community Grant Program. Maximum amount of funding for a single project will be \$400,000 over the life of the project. The RMWW applied for funding for the following Hazard Reduction activities. \$400,000 Birchwood/Conn Creek, \$400,000 Anzac, \$125,000 Mitigation strategy, \$40,000 public education. Applications totaled \$965,000. Actual funding awarded \$750,000.
Recreation Energy Conservation (REC) Program		10,000	-	The Recreation Energy Conservation (REC) program will be providing funding towards Scoping Audits of two municipal recreation facilities. Future applications will be considered for Engineering Studies or Implementation Projects. REC helps municipally-owned recreation facilities reduce energy use and GHG emissions by providing financial incentives to help identify energy-saving opportunities and implement energy-saving projects. A single municipality is capped at \$750,000 over the program lifespan.
TD Friends of the Environment			22,019	Eligible projects include Community Gardens, Environmental Education Projects, Outdoor Classrooms, Protection of Endangered Species/Wildlife, Recycling/Composting Programs, Tree Planting and Urban Naturalization Projects, Energy Conservation/Renewable Energy, Research Projects, Habitat restoration. 2017 - Pacific Park Community Garden (Timberlea), 2016 - 20 trees for Dr. Clark School.

Grants (continued)

Operating Grants (continued)	2020	2019	2016-2018	Information
Public Works (continued)				
TD Tree Days		\$ -	\$ 10,200	2017 - Planting of approximately 150 potted trees and shrubs at Vista Ridge on September 24, 2017. 2018 - Planting of approximately 300 trees and shrubs at Beaconhill Lookout in September 16, 2018.
Tree Canada	\$ 7,000			2020 - Awarded \$3,500 under Tree Canada's Edible Tree program and \$3,500 awarded under Greening Canada School Grounds Program
Regional Emergency Services				
911 Grant			1,422,916	The objective of the 911 Grant Program is to strengthen and support local delivery of 911. This is being done using funding generated from a monthly 911 levy on cellphones, and by developing provincial standards for 911. All of this is being done in close collaboration with Alberta's 911 centres. A portion of the 2016 grant was transferred from Capital.
Enbridge Safe Community Grant		7,500		The funds will be used to purchase an extrication tool for the Janvier Fire Department.
Emergency Management Preparedness Program (EMPP)			11,525	The objective of the Emergency Management Preparedness Program (EMPP) is to provide an effective and cost-efficient grant program for increased emergency management capacity that resulted in an increased number of trained emergency management practitioners. 2016/2017 grant - \$11,525.
Fire Services Training Program (FSTP) (Formerly Fire Services and Emergency Preparedness Program)			5,800	This program supports the expansion and enhancement of regional fire service training. The objective is to provide an effective and cost-efficient mechanism for increased training capacity that results in a greater number of trained fire service personnel.
RMWB FireSmart Grant Budget includes approximately \$2.5 M for capital projects			10,500,000	The Minister of Agriculture and Forestry has recently committed \$10.5M to the FireSmart program in the RMWB over the next 3 years. This funding will be provided in the form of an Agriculture and Forestry Development Grants and the Regional FireSmart Committee will have oversight over its spending. An application has been completed with input from the RMWB, the Regional FireSmart Committee and Agriculture and Forestry. Funding was approved August 2017.
Wood Buffalo Recovery Committee				
Canadian Red Cross - Recovery Gift (Includes \$3.8 M for FireSmart activities)			10,000,000	The Canadian Red Cross Society will provide these funds to further the Alberta Wildfire relief and recovery. Included in the \$10M is \$3.8 M for FireSmart activities.
Wildfire Community Preparedness Day		3,000	2,200	Wildfire Community Preparedness Day is held annually in May. FireSmart Canada offers up to \$500 funding awards to implement neighborhood projects. 2019 - The RMWB received 6 awards of \$500 each for events held in Gregoire Lake, Sapræ, Ft. Chipewyan, Conklin, Anzac and Janvier 2018 - The RMWB received 4 awards of \$500 each plus \$200 towards the cost of refreshments for events held in Gregoire Lake, Sapræ, Ft. Chipewyan and Conklin.
Wood Buffalo Economic Development Corp				
Canadian Red Cross - Disaster Response Services Agreement Small Business Program (Phase 3B)			992,472	For Support to Small Business Program (Phase 3B) programming for small businesses impacted by the May 2016 Horse River Wildfire disaster in the Regional Municipality of Wood Buffalo
Community and Regional Economic Support (CARES) Program			845,000	2016 - To support the Back to Business Resource Centre and Business Recovery Expositions. 2018 - To support the development of a five-year Economic Development Strategic Plan
Invest Canada - Community Initiatives (ICCI)			5,500	An application submitted by the Economic Development Department for funding for Foreign Direct Investment Tools and Material Development has received approval for \$5,500.
Total Operating Grants	\$ 1,931,513	\$ 6,362,893	\$ 36,924,363	

Grants (continued)

Capital Grant Applications in Progress	Amount	Information
Engineering		
Alberta Municipal Water/Wastewater Program (AMWWP)	49,923,797	The application for funding of the Rural Water and Sewer Servicing (RWSS) Project was originally submitted in 2015 and was updated for the 2018/2019 AMWWP program. Estimated eligible costs are \$55.3M. If successful, the program could fund up to 75% of these costs. Also, additional grant funds of \$11,031,017 have been requested for the Fort Chipewyan Water Treatment Expansion Project. This project was awarded a grant in 2016 of approximately \$19.7M based on estimates. The projects actual costs are higher than originally estimated so additional grant funding has been requested. In 2018, an application was submitted for the Fort Chipewyan Lift Station #1. Estimated eligible cost is \$6.9M. If successful, the grant may fund approximately 69% of the eligible costs.
Investing in Canada Infrastructure Program (ICIP) Green Infrastructure Flood Mitigation	3,451,996	The RMWB is seeking federal funding for flood mitigation work on Reaches 7 and 8.
Public Works		
Airports Capital Assistance Program (ACAP) Fort Chipewyan Pavement Overlay Project	14,460,100	An updated application was submitted to Transport Canada for 100% funding of the Fort Chipewyan Pavement Overlay Project. The RMWB is in the process of updating this application for 2020.
GreenTRIP Grant - Round 2	3,401,870	Application submitted in GreenTRIP Grant Round 2 for 66 2/3 % of project costs. Funding requested - Transit Terminal - \$3,401,870. Consideration of application is on hold until location of transit terminal has been determined.
Investing in Canada Infrastructure Program - Public Transit	17,905,869	Under the Investing in Canada Infrastructure Program (ICIP), the Regional Municipality of Wood Buffalo has been advised of an allocation of \$17.9M over the next 10 years. On May 3rd, an application was submitted to utilize \$185,440 of the \$17.9M allocation for the Transit Operator Security Door Installation Project (40% of total project costs \$463,600). Applications will need to be submitted for approval to utilize this allocation.
Total Capital Grant in Progress	\$ 89,143,632	

Grants (continued)

Operating Grant Applications in Progress	Amount	Information
Communications, Stakeholder, Indigenous and Rural Relations		
Celebrate Canada Funding	\$ 50,000	The Recreation and Culture Branch of the Communications, Stakeholder, Indigenous and Rural Relations department applied for funding from Canadian Heritage to assist with costs associated with the Canada Day celebrations.
Community Services		
Measuring Municipal Inclusion Grant (MMIG)	10,000	The Alberta Urban Municipalities Association (AUMA) is currently offering funding to support Alberta municipalities to use AUMA's Measuring Inclusion Tool for Municipal Governments to evaluate the inclusiveness of their organization and to advance strategies that will propel the municipal government to be a more inclusive employer, service provider, and community leader. This application of \$10,000 is for phase 1 of the project. An additional \$40,000 may be available for subsequent phases depending on the outcome from Phase 1.
Financial Services		
Connect to Innovate	3,041,055	The Connect to Innovate program will invest up to \$500 million by 2021, to bring high-speed Internet to rural and remote communities in Canada. This program will support new "backbone" infrastructure to connect institutions like schools and hospitals with a portion of funding for upgrades and "last-mile" infrastructure to households and businesses. Application was submitted by IT April 2017. Estimated project costs \$6,486,432. Funding requested \$3,041,055.
Public Works		
Total Operating Grant in Progress	\$ 3,101,055	



Disaster Recovery

2016 Wildfire

The Municipality has spent \$258.2 million in recoverable wildfire costs since May 2016 out of which \$15.4 million was incurred in the normal operations of the municipality. To date the Province has advanced \$209.3 million for reimbursable expenses under the Disaster Recovery Program, Red Cross has advanced \$9.0 million, FireSmart has advanced \$7.0 million and our insurance provider has paid \$29.6 million and closed the file as all claims are complete.

Administration is continuing to work with the Province to quantify claims. The Disaster Recovery Program (DRP) project summary estimate is \$250.3 million. As at March 31, 2020, \$216.3 million has been submitted to DRP or is a submission in progress.

The Red Cross has entered into an agreement with the Municipality to cover \$10.0 million of certain wildfire related costs and has advanced \$9.0 million, of which \$3.5 million has been spent on operating expenses, \$2.2 million has been received for permits not charged to residents and \$1.5 million has been spent on capital expenses towards this initiative.

The Municipality has an agreement with Government of Alberta Agriculture and Forestry to cover \$10.5 million of certain FireSmart wildfire related costs and has advanced \$7.0 million, of which \$4.0 million has been spent on operating expenses and \$1.1 million has been spent on capital expenses for this agreement.

2016 Wildfire Recoverable Costs May 1, 2016 to March 31, 2020

	DRP	FireSmart	Insurance	Red Cross	Total
Approved Submissions	175,508,067	3,049,360	21,469,614	5,156,528	205,183,569
Submitted - Not Yet Approved	271,544	-	-	-	271,544
In Preparations	40,544,801	947,985	-	558,516	42,051,302
Total 2016 Wildfire Operating Recoverable	216,324,412	3,997,345	21,469,614	5,715,044	247,506,415
Capital Spending	-	1,087,507	8,160,401	1,463,927	10,711,835
Total 2016 Wildfire Recoverable	216,324,412	5,084,852	29,630,015	7,178,971	258,218,250
Advances Received and Interest	(209,282,632)	(7,019,070)	(29,630,015)	(9,000,000)	(254,931,717)
Total 2016 Wildfire Costs					
Unrecovered (Advanced)	\$ 7,041,780	\$ (1,934,218)	\$ -	\$ (1,821,029)	\$ 3,286,533

2016 Wildfire Project Summary May 1, 2016 to March 31, 2020

	RMWB Project Estimate	Actuals To Date *	Remaining
DRP Response (Operations and Infrastructure)	\$ 152,447,615	\$ 136,980,620	\$ 15,466,995
DRP Recovery (Operations and Infrastructure)	97,891,355	78,737,528	19,153,827
Insurance	29,630,015	29,630,015	-
Red Cross	10,000,000	7,178,971	2,821,029
FireSmart	10,500,000	5,084,852	5,415,148
Miscellaneous funding	606,263	606,263	-
Total 2016 Wildfire Project Summary	\$ 301,075,248	\$ 258,218,250	\$ 42,856,999

* Actuals to date reflect submissions and costs being reviewed for submission.