

An aerial photograph of a wide river with several large, forested islands. The river flows from the top center towards the bottom. The islands are covered in dense green trees. The surrounding landscape is a mix of forest and open land. The sky is blue with some clouds.

Regional Municipality of Wood Buffalo

Quarterly Financial Report

For the quarter ended March 31, 2017



TABLE OF CONTENTS

EXECUTIVE SUMMARY3

BUDGET POSITION6

 Operating Budget..... 7

2016 WILDFIRE..... 11

 2016 Wildfire..... 12

FINANCIAL POSITION 13

 Capital 14

 Investments..... 16

 Debt..... 17

 Grants..... 18



EXECUTIVE SUMMARY

BUDGET POSITION

Operating Budget

As of March 31, 2017, the Municipality is reporting an actual year-to-date favorable variance of \$26.7 million and a balanced annual budget. The year-to-date favorable variance is occurring due to the accounting treatment of the property tax revenue, which is allocated evenly per month versus the expenses which are recorded when incurred.

Operating Revenues

Operating revenues to March 31, 2017 are \$204.3 million. The annual revenue is on target with the annual budget, projections are unchanged.

Operating Expenses

Operating expenses to March 31, 2017 are \$177.6 million. The annual expense is on target with the annual budget, projections are unchanged.

Salaries, Wages and Benefits have a year-to-date favorable variance of \$2.6 million attributed to timing of layoffs and vacancies. At this time, it is not anticipated that a variance will prevail at year end but each month a review is conducted.

Contracted and General Services have a year-to-date favorable variance of \$1.9 million, primarily driven by a milder winter season requiring less winter road maintenance and a shorter ice road season.

2016 WILDFIRE

The Municipality spent \$8.3M in recoverable 2016 wildfire response costs and has received additional advances of \$20.2M for reimbursable expenses from the Province in the first quarter of 2017. A further advance of \$40.1M was requested from the Province following the guidelines of the Disaster Recovery Program. The advance was received during the second quarter of 2017.

The Wood Buffalo Recovery Committee's operational costs for 2017 are budgeted at \$5.1 million with actual expenses incurred to March 31, 2017 of \$3.4 million. The Committee's operational costs are included as part of the overall municipal operating financial statements.

The Municipality is continuing to submit claims to the insurance provider for funds to cover insurable fire damage. The providers advanced \$20.0 million in 2016; \$12.6 million still remains of this balance.

FINANCIAL POSITION

Capital

The total Capital Budget is \$761.4M. The budget includes the approved 2017 Capital Budget of \$391.2M and the \$370.2M 2016 carry-forward budget. During the first quarter, \$25.6M was spent on capital project delivery.

Included in the Capital Budget section is a financial summary of the capital project spending for the first quarter of 2017.

FINANCIAL POSITION (CONTINUED)

Investments

The Municipality has a \$322.4 million investment portfolio as of March 31, 2017. Investment income in the first quarter of 2017 is \$3.0 million of which \$2.0 million is earned from the investment portfolio and \$1.0 million is from interest earned on cash outside the investment portfolio.

Debt

The Municipality has a total debt commitment of \$602.50M of this \$298.3M has been drawn and the remaining \$304.2M is undrawn debt. The total debt commitment has been reduced by \$350.0M, as recommended by Council on March 10, 2017.

We are within the debt limits outlined in Alberta Regulation (AR) 255/2000 of the Alberta Municipal Government Act and the Debt Management Policy.

Grants

The Municipality received \$38.2 million in capital grants and \$4.6 million in operating grants in 2017. Presently, there are five capital grant applications submitted totaling \$91.4 million. The capital grant applications include Alberta Municipal Water/Wastewater Program (AMWWP) for \$32.0 million, Green TRIP Grant – round 2 for \$3.4 million, AMWWP - Water for Life Program for \$50.0 million, Emissions Reduction Alberta for \$5.0 million and Strategic Transportation Infrastructure Program (STIP) for \$1.0 million. Research into grant opportunities is an on-going process.

CONCLUSION

The revenues and expenses are aligned with the annual budget. The first quarter has a favorable variance that is primarily a factor of accounting treatment of the property tax revenue.

Administration continues to focus on additional cost reductions and close monitoring of investments and debt plus pursue any new grant opportunities.

An aerial photograph of a suburban neighborhood. The scene is dominated by a large, dense forest of green trees on the left side, which borders a residential area. The houses are mostly single-story with light-colored roofs, arranged in a grid-like pattern with winding streets. A prominent road runs diagonally from the bottom left towards the center right. In the bottom right corner, there is a large, open grassy field and a parking lot. The overall lighting is bright, suggesting a sunny day.

BUDGET POSITION

Operating Budget

REGIONAL MUNICIPALITY OF WOOD BUFFALO

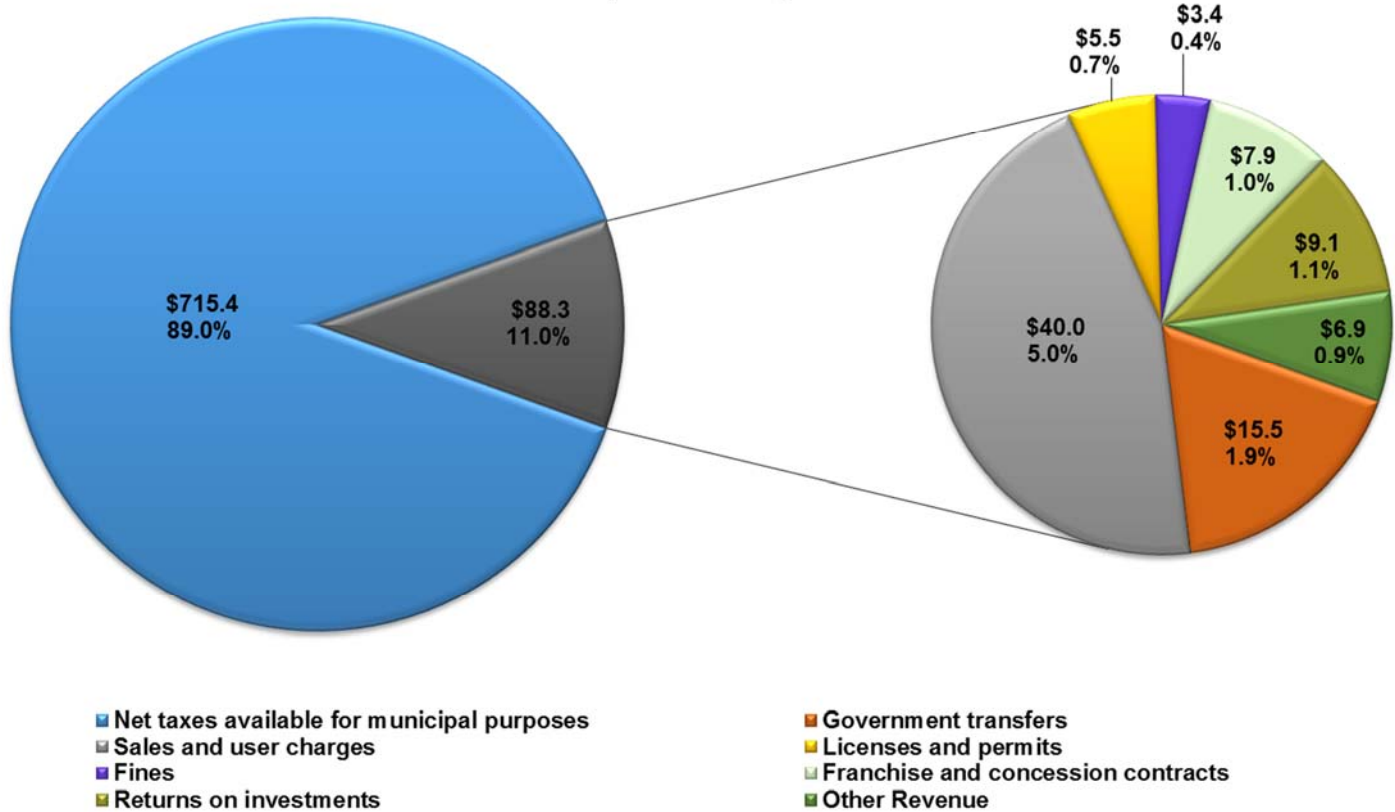
Municipal Operating Revenues and Expenses

For the Period Ending March 31, 2017

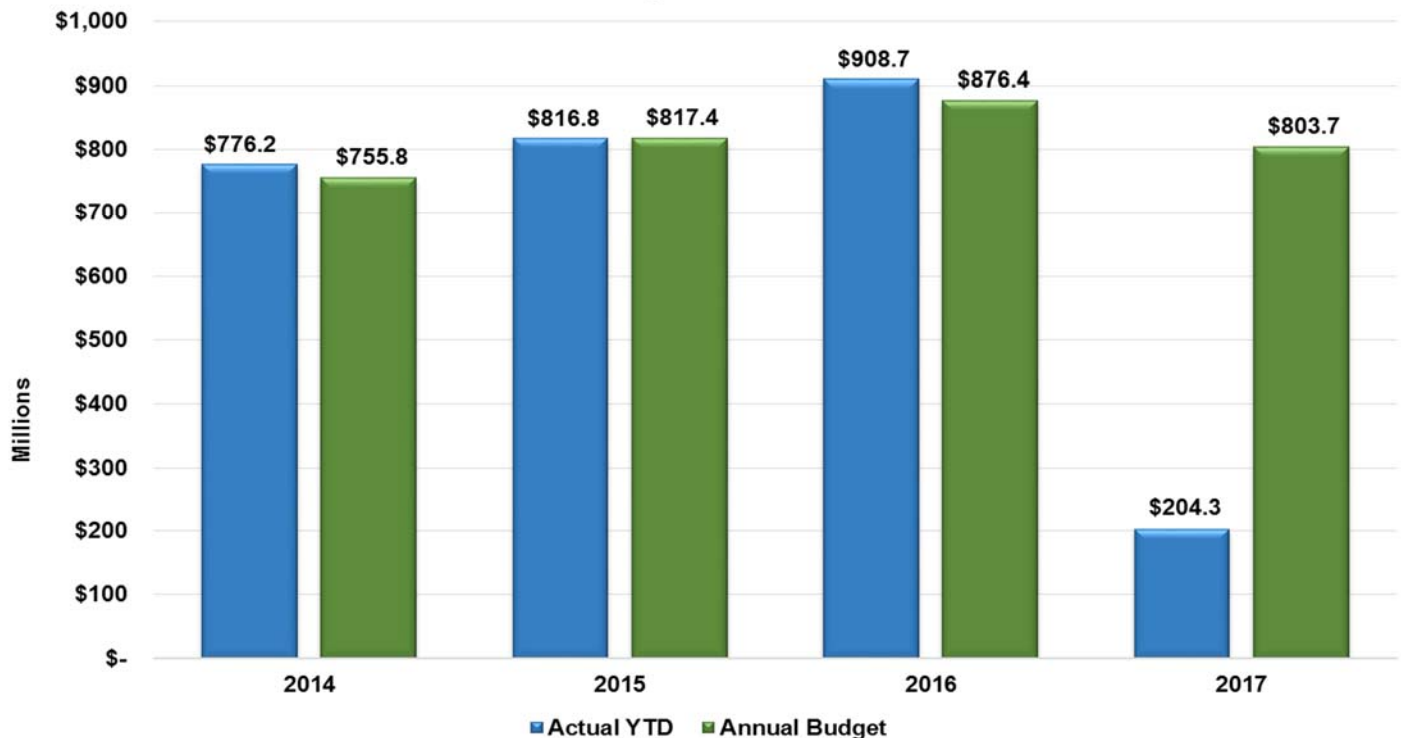
	March 2017 Actual YTD (A)	March 2017 Budget YTD (B)	Incr (Decr) to YTD Budget (A-B)	Annual Budget (C)
Revenue:				
Net taxes available for municipal purposes	\$ 178,839,659	\$ 179,125,063	\$ (285,404)	\$ 715,438,251
Government transfers	4,345,514	3,889,590	455,924	15,470,600
Sales and user charges	10,962,476	10,820,343	142,133	39,973,080
Sales to other governments	811,901	811,625	276	3,248,802
Penalties and costs on taxes	1,397,070	1,426,125	(29,055)	2,033,600
Licenses and permits	1,303,893	1,365,805	(61,912)	5,455,600
Fines	803,889	855,500	(51,611)	3,422,000
Franchise and concession contracts	2,529,833	2,400,000	129,833	7,903,400
Return on investments	3,000,820	3,012,600	(11,780)	9,065,000
Rentals	289,765	299,685	(9,920)	1,044,000
Other	39,224	24,650	14,574	640,200
	204,324,044	204,030,986	293,058	803,694,533
Expenses:				
Salaries, wages and benefits	58,090,737	60,733,491	(2,642,754)	243,052,718
Contracted and general services	12,342,069	14,276,315	(1,934,246)	89,531,134
Purchases from other governments	5,551,224	5,551,289	(65)	29,117,100
Materials, goods, supplies and utilities	7,275,906	7,920,920	(645,014)	33,278,338
Provision for allowances	272,818	160,500	112,318	882,500
Transfers to local boards and agencies	-	-	-	143,000
Transfers to individuals and organizations	5,216,850	5,709,964	(493,114)	33,233,200
Bank charges and short-term interest	76,355	69,925	6,430	224,000
Interest on long-term debt	3,377,547	3,451,434	(73,887)	16,736,859
Other	(237)	1,200	(1,437)	34,700
Debenture repayment	1,555,627	1,555,627	-	21,908,115
Transfers to reserves/operations	83,888,406	83,888,217	189	335,552,869
	177,647,302	183,318,882	(5,671,580)	803,694,533
Excess (deficit) operating revenues over expenses	\$ 26,676,742	\$ 20,712,104	\$ 5,964,638	\$ -

Operating Budget (continued)

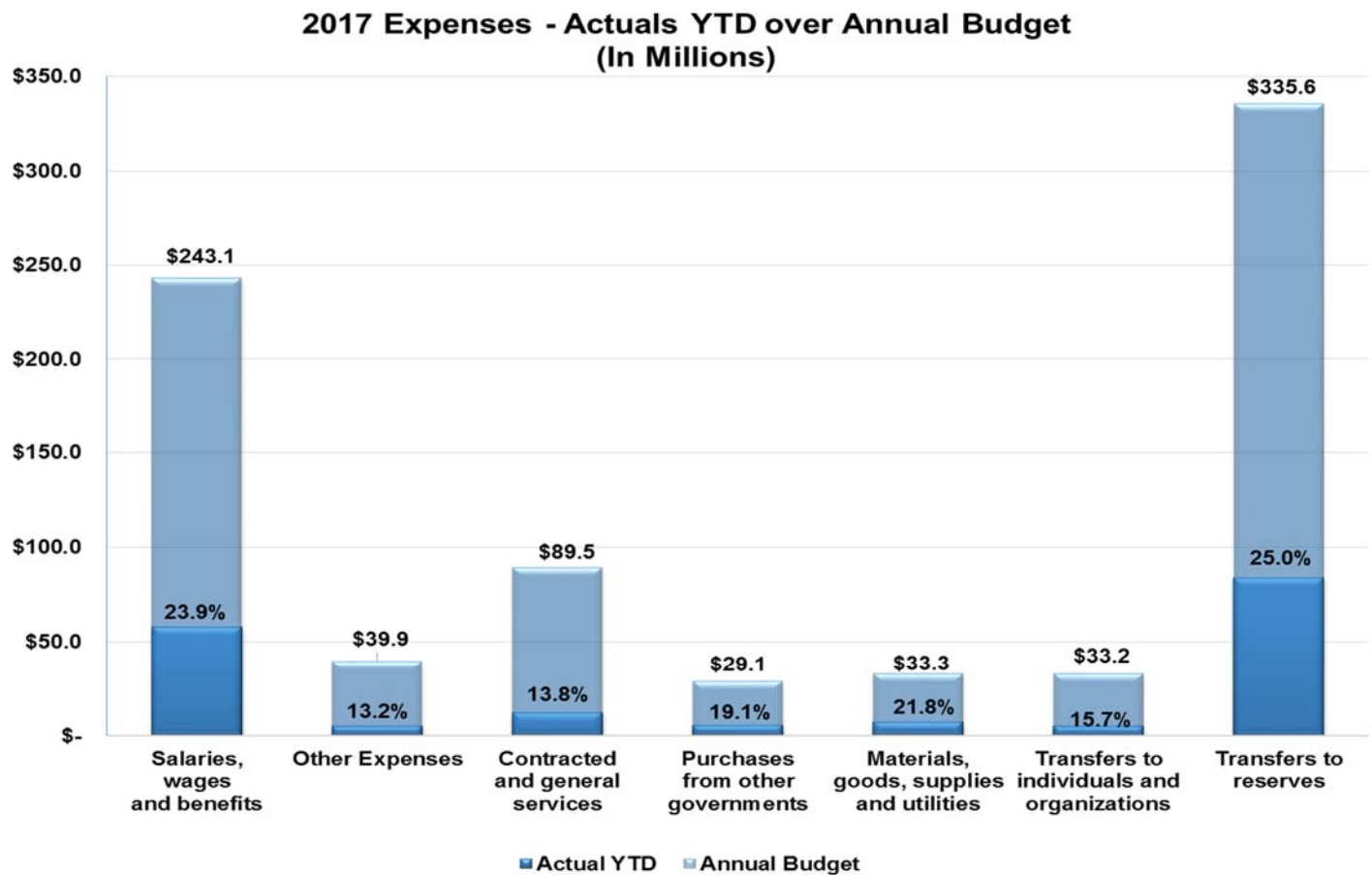
**2017 Revenue - Annual Budget
(In Millions)**



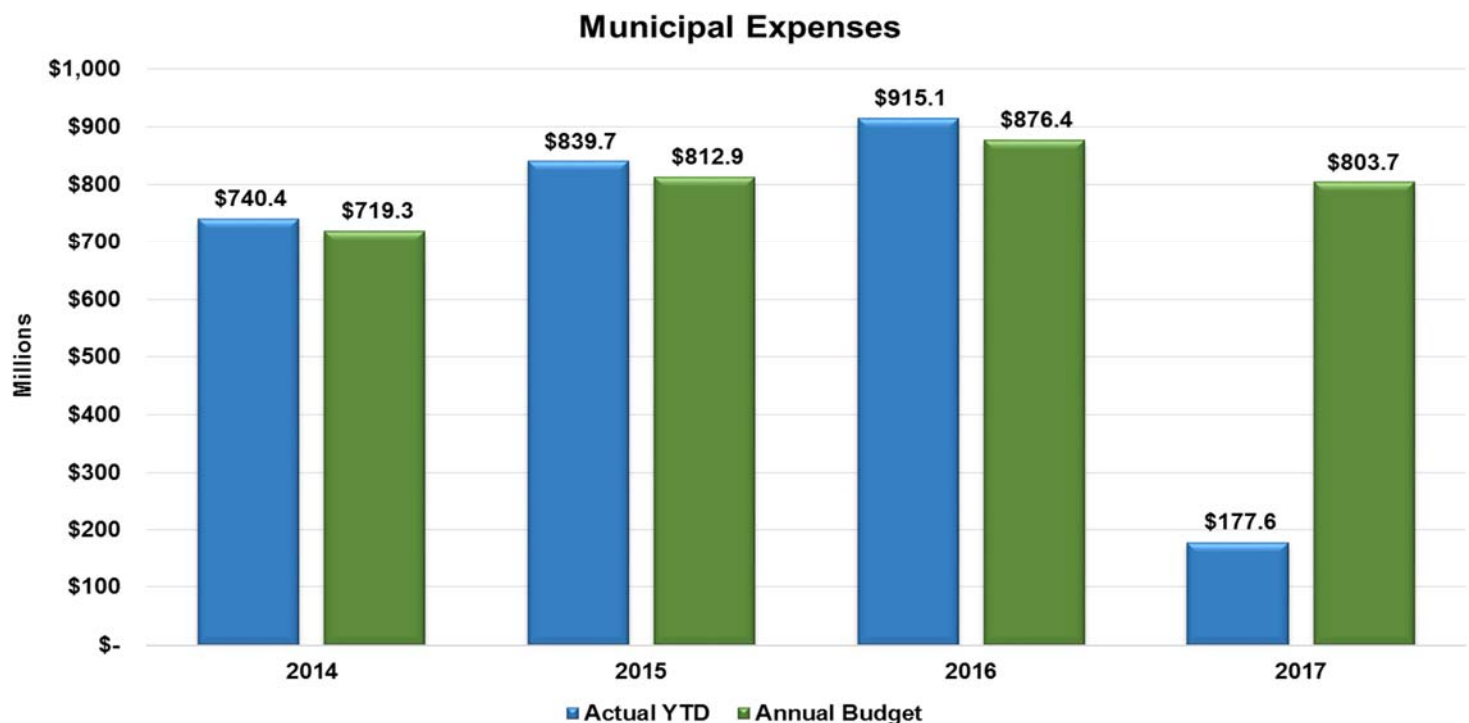
Municipal Revenues



Operating Budget (continued)



**Note - Percentages reflect actual YTD percentage of annual budget*



Operating Budget (continued)

REGIONAL MUNICIPALITY OF WOOD BUFFALO

Operating Expenses by Segment

For the Period Ending March 31, 2017

	March 2017 Actual YTD (A)	March 2017 Budget YTD (B)	Incr (Decr) to Budget YTD (A-B)	Annual Budget (C)
Protective Services				
Police	\$ 7,152,511	\$ 8,930,462	\$ (1,777,951)	\$ 42,295,440
Fire	6,870,105	7,580,937	(710,832)	32,507,993
Disaster and Emergency Measures*	3,626,564	1,039,924	2,586,640	5,786,927
Ambulance and First Aid	2,024,410	2,452,512	(428,102)	9,728,607
Bylaw Enforcement	1,960,416	2,314,601	(354,185)	8,830,413
Subtotal	21,634,006	22,318,436	(684,430)	99,149,380
Recreation and Culture				
Recreation Boards	1,278	1,000	278	40,000
Parks and Recreation	6,467,257	8,421,639	(1,954,382)	40,274,667
Culture: Libraries, Museums, Halls	47,451	36,610	10,841	5,163,512
Subtotal	6,515,986	8,459,249	(1,943,263)	45,478,179
Environmental Use and Protection				
Water Supply and Distribution	5,246,073	5,255,983	(9,910)	27,295,487
Wastewater Treatment and Disposal	3,952,660	3,983,816	(31,156)	17,454,334
Waste Management	3,457,033	3,422,353	34,680	15,521,823
Subtotal	12,655,766	12,662,152	(6,386)	60,271,644
Transportation				
Common and Equipment Pool	5,338,487	5,509,959	(171,472)	29,537,930
Roads, Streets, Walks, Lighting	6,616,506	5,823,731	792,775	36,134,857
Public Transport	5,500,675	5,563,836	(63,161)	20,585,902
Storm Sewers and Drainage	36,594	42,550	(5,956)	48,035
Subtotal	17,492,262	16,940,076	552,186	86,306,724
Public Health and Welfare				
Family and Community Support	6,274,672	4,403,357	1,871,315	28,564,565
Cemeteries and Crematoriums	33,314	51,000	(17,686)	404,000
Subtotal	6,307,986	4,454,357	1,853,629	28,968,565
Planning and Development				
Land Use Planning, Zoning and Development	2,579,453	3,339,750	(760,297)	14,024,484
Land, Housing and Building Rentals	1,861,255	1,931,241	(69,986)	8,106,913
Subtotal	4,440,708	5,270,991	(830,283)	22,131,397
General Government and Fiscal Services				
Council and Other Legislative	434,252	437,003	(2,751)	1,836,200
General Administration and Fiscal Services	103,817,369	107,899,640	(4,082,271)	442,731,836
Other General Government	3,106,443	3,223,645	(117,202)	12,822,908
Other	1,242,524	1,653,333	(410,809)	3,997,700
Subtotal	108,600,588	113,213,621	(4,613,033)	461,388,644
Municipal Operating Expenses	\$ 177,647,302	\$ 183,318,882	\$ (5,671,580)	\$803,694,533

* Includes Wood Buffalo Recovery Committee detailed in 2016 Wildfire section

A close-up photograph of a firefighter's helmet and uniform. The helmet is black with four bright yellow reflective stickers. The uniform is tan with a red and white Canadian flag patch on the sleeve. The background is blurred, showing more of the uniform and some greenery.

2016 WILDFIRE

2016 Wildfire

Wildfire 2016 Recoverable Costs

As of March 31, 2017

	Approved Submissions	Submitted - Not Yet Approved	In Preparation	Total
Response Costs	\$ -	\$ 94,795,641	\$ 21,195,356	\$ 115,990,997
Recovery Costs	-	11,803,873	14,917,485	26,721,358
Insurable Costs	-	-	9,230,838	9,230,838
Total Wildfire 2016 Recoverable*	\$ -	\$ 106,599,514	\$ 45,343,679	\$ 151,943,193

* Amounts shown are from May 2016 to March 31, 2017

REGIONAL MUNICIPALITY OF WOOD BUFFALO

Municipal 2016 Wildfire Reimbursable Costs*

For the Period Ending March 31, 2017

	Response March 2017 Actual YTD	Recovery March 2017 Actual YTD	Insurance March 2017 Actual YTD	Total March 2017 Actual YTD
Cost Reimbursements:				
Disaster Recovery Program Advance	20,262,823	-	-	20,262,823
Insurable Advance	-	-	2,121,970	2,121,970
	20,262,823	-	2,121,970	22,384,793
Reimbursable Expenses:				
Salaries, wages and benefits	10,270	913,143	-	923,413
Contracted and general services	3,176,749	2,060,291	2,121,970	7,359,010
Materials, goods, supplies and utilities	31,292	16,558	-	47,850
	3,218,311	2,989,992	2,121,970	8,330,273

Excess (Deficit) of Cost Reimbursement: \$ 17,044,512 \$ (2,989,992) \$ - \$ 14,054,520

* Wildfire reimbursable costs above are not included in the municipal operating results.

Wood Buffalo Recovery Committee Operating Expenses

For the Period Ending March 31, 2017

	March 2017 Actual YTD (A)	March 2017 Budget YTD (B)	Incr(Decr) to Budget YTD (A-B)	Annual Budget (C)	Annual Projection (D)
Expenses:					
Salaries, wages and benefits	\$ 889,875	\$ 261,675	\$ 628,200	\$ 988,800	\$ 988,800
Contracted and general services	2,408,697	591,181	1,817,516	4,064,720	4,064,720
Materials, goods, supplies and utilities	117,109	2,750	114,359	43,000	43,000
Wood Buffalo Recovery Committee Operating Expenses	\$ 3,415,681	\$ 855,606	\$ 2,560,075	\$ 5,096,520	\$ 5,096,520

A photograph of a woman and a young girl walking through a park. The woman, wearing a red top and a grey cardigan, is holding the girl's hand. The girl is wearing a pink shirt and blue jeans. They are walking on a grassy path with large trees in the background. The leaves on the trees are yellow and orange, indicating autumn. The text "FINANCIAL POSITION" is overlaid in white capital letters in the center of the image.

FINANCIAL POSITION

Capital

Capital Project Spending

Capital expenditures are funds used by the Municipality to acquire or upgrade physical assets. The total Capital Budget is \$761.4M. The budget includes the approved 2017 Capital Budget of \$391.2M and the \$370.2M 2016 carry-forward budget. Below is a summary of capital project spending to March 31, 2017.

REGIONAL MUNICIPALITY OF WOOD BUFFALO

Capital Project Spending

For the Period Ending March 31, 2017

Project Name	March 2017 Actual YTD \$
Top 20	
Fort Chipewyan WTP Expansion - Construction	3,449,010
Conklin Multiplex - Construction	3,180,985
Saline Creek Supply Line from King Street Booster Station to MacKenzie Reservoir	3,044,659
Regional Landfill Cell 4 - Construction	1,877,563
Anzac WWTP & Effluent Pipeline - Construction	1,709,710
Lift Station Upgrades (South)	1,654,279
Grayling Terrace Lift Station - Construction	1,437,329
Saprae Creek Fire Hall Expansion	857,718
Southwest Water Supply Line Phase 1 - Construction	803,404
Abasand and Beacon Hill Access Roads - Design and Construction	751,936
Land Acquisition 2012-2014	724,284
Rural Water & Sewer Servicing - Predesign & Design	690,314
Urban Infrastructure Rehabilitation 2014-2016 - Construction	594,405
Saline Watermain from Hardin Street to King Street Booster Station - Construction	519,195
Prairie Loop Boulevard	513,326
Snyeside Park System - Construction	375,508
Anzac Fire Hall - Construction	347,900
Snyeside Park System - Pre Construction	346,023
Abram's Land - Servicing and Site Preparation	279,752
MacKenzie Blvd Lift Station Diversion & Sewer Upgrade - Construction	229,591
All Other Project Costs	2,243,755
Total Capital Spending	\$ 25,630,647

**Spending equals total Settlement for the month driven by Service Entry Sheet entries on capital internal orders*

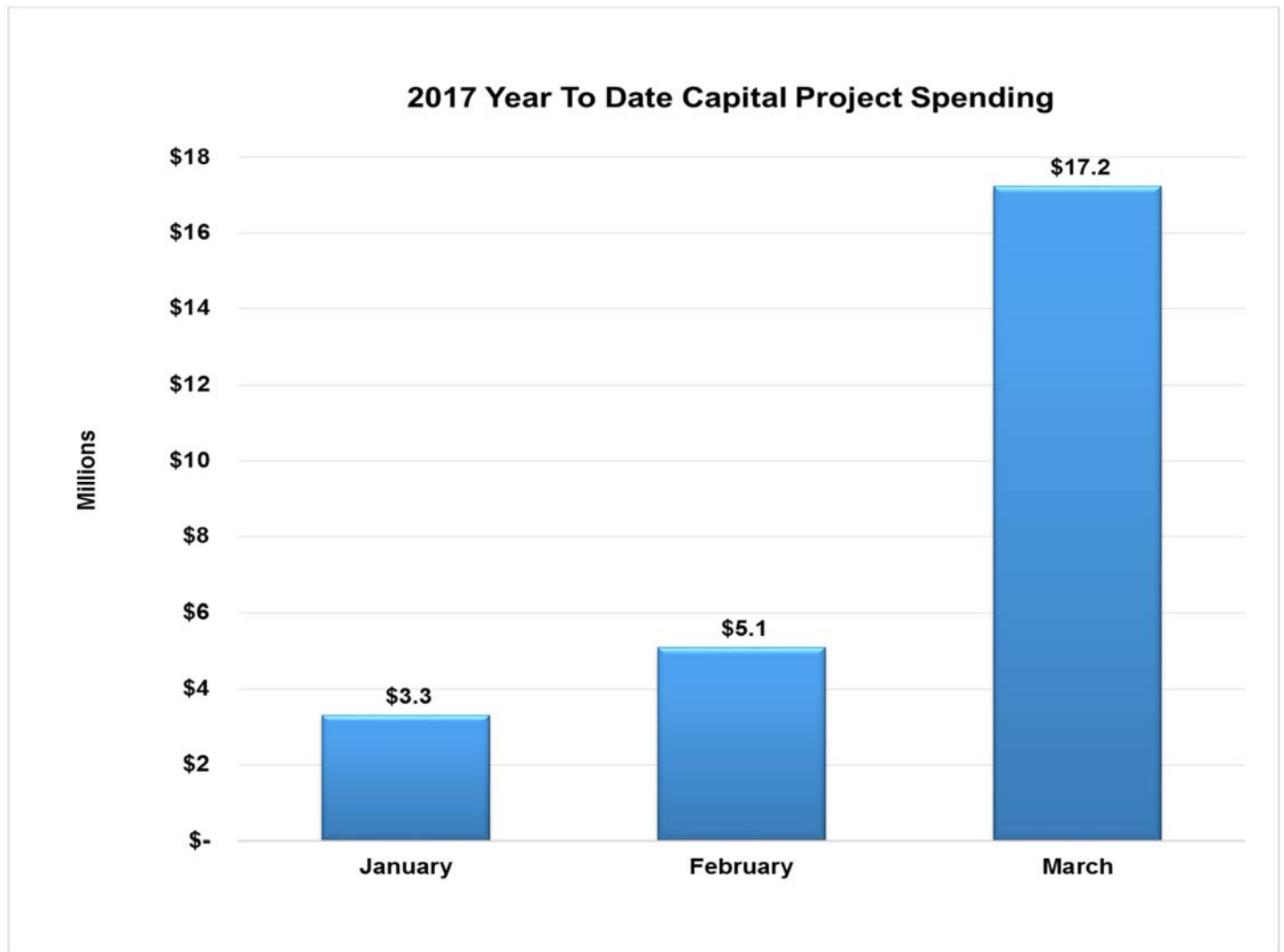
WTP = Water Treatment Plant

WWTP = Waste Water Treatment Plant

Capital (continued)

Total Capital Spending

At the end of the first quarter, the 2017, the total Capital Budget is \$761.4M. A total of \$25.6 million was added to the assets under construction balance between January and March 2017. This equates to the total amount spent on capital project delivery during the first quarter.



**Spending equal totals added to assets under construction during the month.*

Investments

The Investment Policy FIN-140, outlines the investment objectives, benchmarks and parameters. Permissible investments are restricted to fixed income securities that meet the investment objectives and parameters.

The table below shows the activity in the investment holdings for each investment type. As of March 31, 2017, the Municipality has investment holdings with an amortized cost of \$322.4 million and a market value of \$329.5 million.

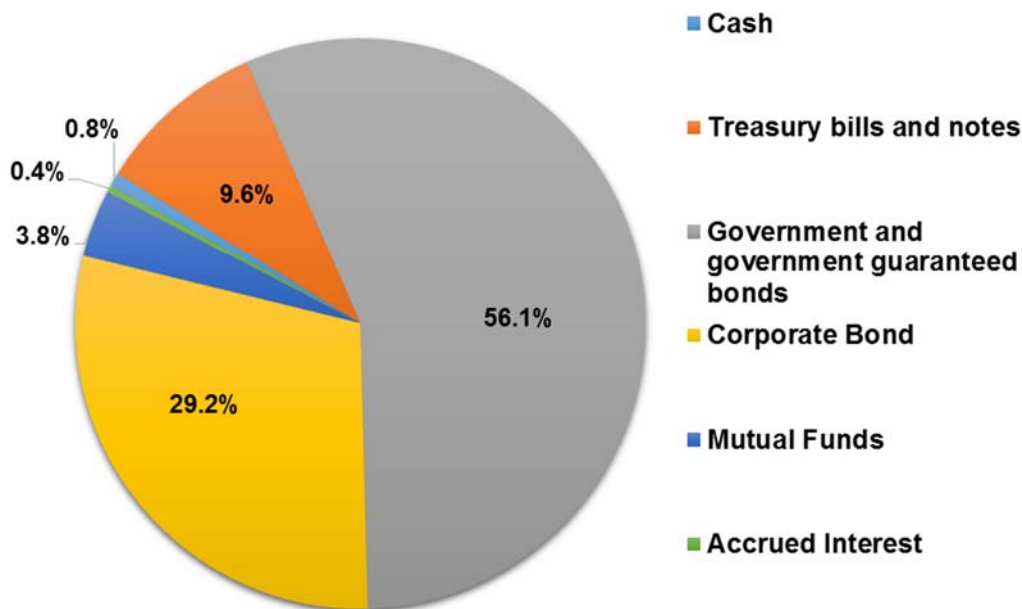
Investment Holdings

(In Millions)

Type:	Amortized Cost @ December 31, 2016	Amortized Cost @ March 31, 2017	Market Value March 31, 2017
Cash	2.8	2.5	2.5
Treasury bills and notes	31.4	31.1	32.5
Government and government guaranteed bonds	178.9	180.9	184.8
Corporate Bond	93.5	94.2	96.0
Mutual Funds	12.4	12.4	12.4
Accrued Interest	1.3	1.3	1.3
Total	\$ 320.3	\$ 322.4	\$ 329.5

Returns on investments for the first quarter of 2017 are \$3.0 million with \$2.0 million from investment income and \$1.0 million from interest earned on cash outside the investment holdings.

**Investment Holding by Type
(Book Values)**



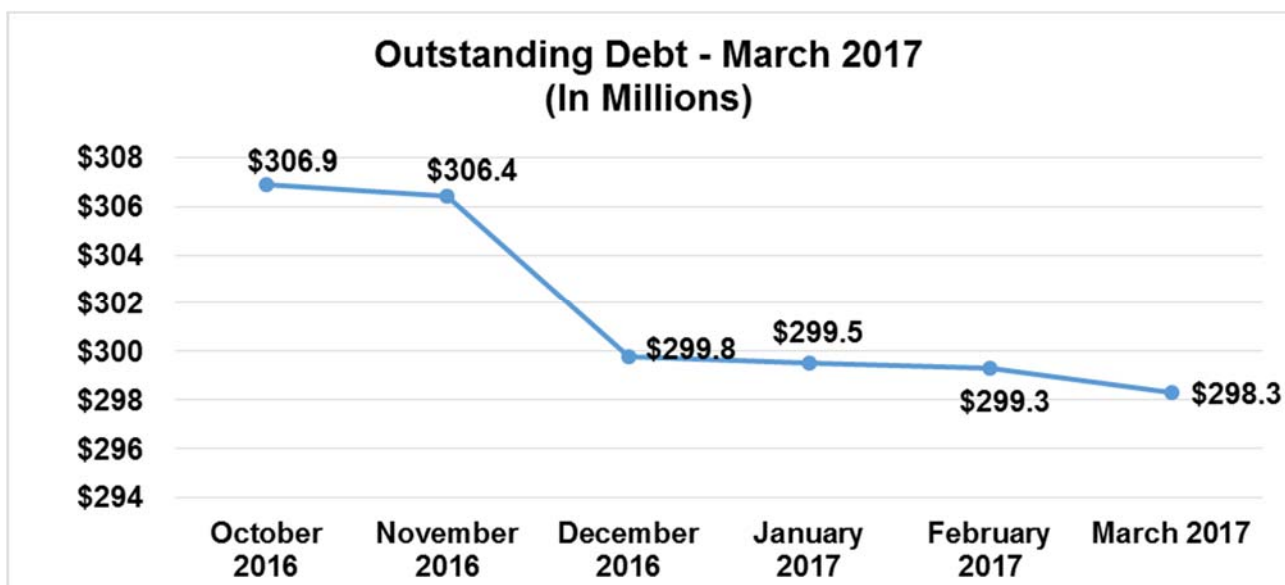
Debt

Authority to incur debt for municipalities in Alberta is granted through Alberta Regulation (AR) 255/2000 of the Alberta Municipal Government Act (MGA) and in special cases, variation can be granted through a Ministerial Order. Sections 251 through 274 of the MGA provides guidance regarding indebtedness for operating and capital purposes.

The general debt limits for municipalities in Alberta allow for debt of 1.5 times revenue and 0.25 times revenue for debt service. Regional Municipality of Wood Buffalo's debt limit is set at 2 times revenue and debt service limit is set at 0.35 times revenue through AR255/2000.

Council, through the Debt Management Policy (FIN-120), set the Municipality's limits at 85% of the Alberta Debt Limit Regulation (AR) 255/2000.

The Municipality has a total debt commitment of \$602.50M of this \$298.3M has been drawn and the remaining \$304.2M is undrawn debt. The total debt commitment has been reduced by \$350.0M, as recommended by Council on March 10, 2017.



There is a net decrease in debt from December 31, 2016 to March 31, 2017 of \$1.5 million due to principal payments.

Grants

REGIONAL MUNICIPALITY OF WOOD BUFFALO Summary of Capital and Operating Grants Awarded As At March 31, 2017

Past & Current Capital Grants	2017	2013-2016	Information
Engineering and Environmental Division			
Municipal Sustainability Initiative (MSI)	\$ 31,183,480	\$ 101,345,018	\$18,000,000 budgeted in 2017. Actual allocations determined by Provincial Budget. BMTG was rolled into this program in 2014.
MSI Additional	-	12,079,872	Part of 2014 Provincial Fiscal Budget ending March 31, 2015.
Basic Municipal Transportation Grant (BMTG)	-	4,604,388	This program has been rolled into the MSI Grant as of 2014.
Federal Gas Tax Fund (FGTF)	6,772,028	24,182,354	\$6,000,000 budgeted in 2017. Actual allocations determined by Federal and Provincial Budgets.
Alberta Municipal Water/Wastewater Partnership (AMWWP) - Fort Chipewyan WTP Expansion	-	19,756,092	Application submitted Nov 2015. Revised January 21, 2016. Approved for \$19,756,092 representing 69.64% of eligible costs.
Alberta Municipal Water/Wastewater Partnership (AMWWP) - Conklin WTP Phase 1 Expansion	-	4,286,347	Original approval in 2004 was for a \$922,500 contribution under the AMWWP program. A cost revision funding request was submitted in 2016 which resulted in additional AMWWP contribution of \$4,286,347 under AMWWP. Total grant \$5,208,847.25.
Public Transit Infrastructure Program (PTIF)	-	3,451,000	Bus Bay Turn-out project.
GreenTRIP Round 3	-	6,459,000	Bus Bay Turn-out project.
GreenTRIP Round 3	-	842,560	Airporter/Paratransit.
GreenTRIP Round 3	-	1,276,667	Shelter Additions.
GreenTRIP Round 3	-	21,570,614	Intelligent Transportation System.
GreenTRIP Round 1	-	26,670,000	Transit Facility.
GreenTRIP Round 1	-	9,255,000	Transit Bus Purchases.
Alberta Community Resilience Program (ACRP)	-	10,000,000	Flood Mitigation Project (Deferred).
Alberta Community Partnership (ACP)	-	779,000	Fort Chipewyan Swimming Pool.
Flood Recovery and Erosion Control Program	-	7,043,525	Five Riverbank Protection Projects.
Alberta Transportation - Project Specific Grant	-	2,000,000	Highway 69 Intersection improvements at West Airport Boundary Road.
Alberta Transportation - Project Specific Grant	-	853,891	Highway 63 intersection improvements at Highway 69 and Mackenzie Blvd.
Alberta Transportation - Project Specific Grant	-	57,399	Landfill Access Upgrading.
Western Economic Diversification Canada	200,000	245,160	2017 - Anzac Community Centre Upgrades, 2013 - Westwood/Westview Community Park upgrade.
Community and Protective Services Division			
9-1-1 Grant	-	320,000	2015 Amount was transferred from Operating for Capital Project. 2016 Amount is Q1 and Q2 amount. The grant runs from July 1st to June 30th annually. 9-1-1 Grants are calculated quarterly based on 9-1-1 revenue and population served by the Public Safety Answering Point (PSAP).
Total Capital Grants	\$ 38,155,508	\$ 257,077,886	

Grants (continued)

Capital Grant Applications in Progress	Amount	Information
Engineering and Environmental Division		
Alberta Municipal Water/Wastewater Program (AMWWP)	\$ 32,000,000	Applications that were originally submitted in 2015 were updated in November 2016 for eligible components of the Rural Water and Sewer Servicing (RWSS) Project and the Conklin Water Treatment Plant Phase 2 Upgrade project. Based on potential cost share ratios and eligible components, the estimated grant request for the RWSS project is approximately \$30M and for Conklin WTP Phase 2 Upgrades it would be approximately \$2M.
AMWWP - Water for Life (WFL) Program	50,000,000	An application was submitted for the Southeast 881 Water Supply Line. Based on potential cost share ratios and eligible components, the estimated grant request for this project is approximately \$50M.
Emissions Reduction Alberta	5,000,000	Expression of Interest submitted for the Landfill Gas Remediation Project. EOI shortlist notification expected by Feb 13, 2017. FFP submission deadline will be March 30, 2017.
GreenTRIP Grant - Round 2	3,401,870	Application submitted in GreenTRIP Grant Round 2 for 66 2/3 % of project costs. Funding requested - Transit Terminal - \$3,401,870. Consideration of application is on hold until location of transit terminal has been determined.
Strategic Transportation Infrastructure Program (STIP)	1,019,535	Applications have been submitted for up to 75% funding of two projects - Fort Chipewyan Winter Road Culvert Replacement (\$765,380 total cost) and Culvert Rehabilitation Hwy 63 at Fort Hills (\$594,000).
Total Capital Grant in Progress	\$ 91,421,405	

Unsuccessful Capital Applications	2017	2013-2016	Information
Engineering and Environmental Division			
Building Canada - Small Communities Fund	-	6,000,000	Applications submitted for two projects - Beacon Hill Outfall and Pipeline Upgrade and the Rural Water and Sewer Servicing.
Canada 150 Community Infrastructure Program	-	500,000	Application submitted for Cricket Pitch Upgrades - Syncrude Athletic Park Project.
2015 Alberta Blue Cross - Healthy Communities Grant	-	50,000	Application submitted for Father Turcotte School Playground Design Build.
2016 Alberta Blue Cross - Healthy Communities Grant	-	50,000	Application submitted for Father Turcotte School Playground Design Build.
Canada 150 Program	200,100	-	Application submitted for \$200,100 towards the upgrade of the playground at St. Kateri School (Community Playground Replacement IO 600864). Note a separate application under this program was successful (\$200,000) for the Anzac Community Centre Upgrades.
Forest Resource Improvement Association of Alberta (FRIAA) FireSmart Program (EOI's)	400,000	-	The FRIAA FireSmart Program is separate and independent from the Government of Alberta's FireSmart Community Grant Program. On February 23, (4) EOI's were submitted for FireSmart projects in Fort Chipewyan, Gregoire Lake Estates, Thickwood Hill and Anzac. Maximum amount of funding for a single project in this round will be \$200,000 over the life of the project. We have been advised that two of our EOI's (Anzac and GLE) were successful in moving on to the full proposal stage (deadline April 25, 2017) while two EOI's (Fort Chipewyan and Thickwood Hill) were not successful. (Note: Earlier this year, the RMWW successfully secured funding under this program in a previous round in the amount of \$750,000 for hazard reduction activities in Anzac and the Birchwood Trails/Conn Creek area, the development of a mitigation strategy and for a public education program.
Total Unsuccessful Capital Applications	\$ 600,100	6,600,000	

Grants (continued)

Operating Grants	2017	2013-2016	Information
Community and Protective Services Division			
Alberta Indigenous Relations	\$ -	\$ 110,000	Grant to assist with the Urban Aboriginal Connection Initiative project - Wood Buffalo Pan Aboriginal Connection project.
Aboriginal Affairs and Northern Development Canada	-	280,363	Funding for the Urban Aboriginal Strategy.
911 Grant	126,048	859,223	The objective of the 911 Grant Program is to strengthen and support local delivery of 911. This is being done using funding generated from a monthly 911 levy on cellphones, and by developing provincial standards for 911. All of this is being done in close collaboration with Alberta's 911 centres. A portion of the 2015 funding is reflected as a capital grant on page 1. A portion of the 2016 grant was transferred from Capital.
Community Inclusion Grant (Diversity Plan 2016 and Beyond)	-	10,000	Human Rights, Education and Multicultural Fund (2016 - Budget \$44,440, Grant \$10,000).
Celebrate Canada Grant	9,000	18,000	Canadian Heritage provides financial support for Canada Day activities. Application for the 2017 edition was submitted November 21, 2016.
Police Officer Grant (POG)	300,000	1,200,000	Current agreement is for three (3) years from April 1, 2015 and ending March 31, 2018.
Municipal Policing Assistance Grant (MPAG)	1,323,584	4,798,784	Current funding agreement is for three (3) years from April 1, 2015 and ending March 31, 2018. Payment is based on per capita calculation.
Family and Community Safety Program (Children and Youth Service Grant)	-	260,837	Funded by Minister of Human Services to provide advocacy services in the community.
Family & Community Support Services	1,924,513	6,633,707	Provincial level program through Alberta Human Services. Payment is based on population.
Conoco Phillips	-	15,000	\$5,000 for Green Teen Program in 2016 and \$10,000 for planters in Anzac in 2014.
Event Tourism Strategy	-	60,000	Payment from Province of Alberta for cultural and tourism events.
2014 Flood Readiness Supplies Grant	-	234,445	One time grant following the flooding of 2013 so that municipalities could replenish their flood-readiness supplies and purchase needed equipment to prepare for future floods.
Emergency Management Preparedness Program (EMPP)	-	11,525	The objective of the Emergency Management Preparedness Program (EMPP) is to provide an effective and cost-efficient grant program for increased emergency management capacity that resulted in an increased number of trained emergency management practitioners. 2016/2017 grant - \$11,525.
Fire Services Training Program (FSTP) (Formerly Fire Services and Emergency Preparedness Program)	-	-	This program supports the expansion and enhancement of regional fire service training. The objective is to provide an effective and cost-efficient mechanism for increased training capacity that results in a greater number of trained fire service personnel. Next intake September 2017.
Fire Services and Emergency Preparedness Program	-	59,150	The FSEPP has undergone changes and is now known as the Fire Services Training Program (FSTP). The Emergency Management Preparedness Program (EMPP) has also been created and may fund training for other types of emergency preparedness.
Community Injury Control Fund (CICF) Grant	-	4,000	One time grant in 2014.
CN EcoConnexions From the Ground Up	-	25,000	
Victims of Crime Fund - Grant to Victims Services	-	150,000	Grant to provide services that benefit victims or a class or classes of victims during their involvement with the criminal justice process.
Corporate Services Division			
Summer Temporary Employment Program (STEP) Program	-	14,100	2017 - Applications Submitted. Decision expected in May. 2016 - 5 Labourer Positions.
	-	55,606	2017 - Applications Submitted. Decision expected in May. 2016 - 29 Students.

Grants (continued)

Operating Grants (Continued)	2017	2013-2016	Information
Engineering and Environmental Division			
TD Friends of the Environment	-	9,199	Eligible projects include Community Gardens, Environmental Education Projects, Outdoor Classrooms, Protection of Endangered Species/Wildlife, Recycling/Composting Programs, Tree Planting and Urban Naturalization Projects, Energy Conservation/Renewable Energy, Research Projects, Habitat restoration. 2016 - 20 trees for Dr. Clark School, 2013 - Trees at Fort McMurray First Nation #468.
Alberta Recycling Tire Marshalling Area (TMA)	90,000	17,343	The 2015 grant is for the purchase and delivery of the concrete blocks for the containment area. Three new applications were submitted in November 2016. Awarded funding of \$30,000 each for Tire Marshalling Areas in Conklin, Janvier and Fort Chipewyan.
Alberta Recycling Municipal Demonstration Grant	30,000	-	Grant awarded for \$30,000 towards a pour-in-place recycled tire project at the Syncrude Athletic Park.
Municipal Electronics and Paint Round-up Grant	-	32,225	Alberta Recycling Grant to offset cost to advertise and run the round-up activities.
FireSmart Community Grant Program - Government of Alberta	-	238,600	Fire Smart Grant from Alberta Government. No call for applications in 2016.
Forest Resource Improvement Association of Alberta (FRIAA) FireSmart Program	750,000	-	The FRIAA FireSmart Program is separate and independent from the Government of Alberta's FireSmart Community Grant Program. Maximum amount of funding for a single project will be \$400,000 over the life of the project. The RMWW applied for funding for the following Hazard Reduction activities. \$400,000 Birchwood/Conn Creek, \$400,000 Anzac, \$125,000 Mitigation strategy, \$40,000 public education. Applications totaled \$965,000. Actual funding awarded \$750,000.
Municipal Recreation/Tourism Areas (MR/TA) Grant (Macdonald Island)	-	12,000	Municipal Recreation/Tourism Areas (MR/TA) Grant-Program ended in 2013.
Municipal Recreation/Tourism Areas (MR/TA) Grant (Vista Ridge)	-	12,000	Municipal Recreation/Tourism Areas (MR/TA) Grant-Program ended in 2013.
Municipal Recreation/Tourism Areas (MR/TA) Grant (Lake shore)	-	12,000	Municipal Recreation/Tourism Areas (MR/TA) Grant-Program ended in 2013.
HWY 63 Traffic Survey & Transportation Demand Model	-	225,000	One time Grant in 2013.
Planning and Regional Development Division			
Community and Regional Economic Support (CARES) Program	-	750,000	To support the Back to Business Resource Centre and Business Recovery Expositions.
Total Operating Grants	\$ 4,553,145	16,108,106	

Grants (continued)

Operating Grant Applications in Progress	Amount	Information
Engineering and Environmental Division		
2017 Edible Trees Program	4,000	Tree Canada 2017 Edible Trees Program offers funding up to \$4,000 and other resources for community-based projects that provide residents with access to fresh fruit and nut trees. Application deadline was February 24, 2017. Parks submitted an application for funding.
Tree Canada - Tree to Our Nature	5,000	In celebration of Canada's 150th anniversary, Tree Canada will be providing 150 grants of \$5,000 to successful recipients of the Tree to our Nature program. Application deadline was February 17, 2017. Parks submitted an application for funding.
Forest Resource Improvement Association of Alberta (FRIAA) FireSmart Program	400,000	The FRIAA FireSmart Program is separate and independent from the Government of Alberta's FireSmart Community Grant Program. On February 23, (4) EOI's were submitted for FireSmart projects in Fort Chipewyan, Gregoire Lake Estates, Thickwood Hill and Anzac. Maximum amount of funding for a single project in this round will be \$200,000 over the life of the project. We have been advised that two of our EOI's (Anzac and GLE) were successful in moving on to the full proposal stage (deadline April 25, 2017) while two EOI's (Fort Chipewyan and Thickwood Hill) were not successful. (Note: Earlier this year, the RMWW successfully secured funding under this program in a previous round in the amount of \$750,000 for hazard reduction activities in Anzac and the Birchwood Trails/Conn Creek area, the development of a mitigation strategy and for a public education program.
Community and Protective Services Division		
Civil Forfeiture Grant (CFG)	200,000	Community and Protective Services submitted a Letter of Intent (LOI) for funding of \$200,000 from the Civil Forfeiture Grant through the Government of Alberta. The project is called the Child Abuse Victim Advocacy Enhancement Project and their partner will be the Wood Buffalo Child and Youth Advocacy Centre Steering Committee.
Corporate Services Division		
Summer Temporary Employment Program (STEP) Program	-	Application submitted for 10 summer student positions.
Canada Summer Jobs	-	Application submitted for funding of 6 summer student positions.
Total Operating Grant in Progress	\$ 609,000	

Grants (continued)

Future Grant Opportunities	Information
Community and Protective Services Division	
Alberta Community Restorative Justice (ACRJ)	The ACRJ Grant is available to support the delivery of direct restorative justice mediation services, enhance a community's capacity for restorative justice understanding and referral. A total of \$360,000 is available to non-profit organizations, including incorporated non-profit and volunteer organizations, coalitions, local community groups, First Nations, Government of Alberta sanctioned youth justice committees. A maximum of \$50,000 per initiative per year is available for use over a period of up to two years for programs or initiatives using innovative, promising and proven practices. Grant applications will be accepted until noon on January 6, 2017.
Alberta Traffic Safety Fund (ATSF)	The purpose of the ATSF is to encourage communities and other traffic safety stakeholders to develop and implement community-based, preventative, and collaborative traffic safety projects that support the strategies in Alberta's Traffic Safety Plan (TSF). Small grants (up to \$5,000) and large grants (\$5,001-17,000) are available. Applications for funding are accepted annually by January 31st.
Alberta Injury Control Fund (AICF)	The goal of the AICF is to improve the well-being of individuals, increase individual and community safety, and reduce unintentional injuries by assisting communities with resources to undertake solutions to local injury problems. The AICF cannot support projects that address intentional injury (such as violence, mental health & suicide, sexual exploitation, bullying). Applications must be received by December 16th annually.
Canada Cultural Spaces Fund	The Canada Cultural Spaces Fund (CCSF) supports the improvement of physical conditions for artistic creativity and innovation. The fund supports the improvement, renovation and construction of arts and heritage facilities, as well as the acquisition of specialized equipment. Eligible applicants include not-for-profit arts and heritage organizations, incorporated under the Canada Not-for-Profit Corporations Act, Part II of the Canada Corporations Act or under corresponding provincial or territorial legislation; provincial/territorial governments, municipal or regional governments and their agencies; and Aboriginal people's institutions or organizations. The Canada Cultural Spaces Fund receives applications on an ongoing basis.
Celebrate Canada	The Celebration and Commemoration Program – Celebrate Canada component provides funding for activities organized on National Aboriginal Day (June 21), Saint-Jean-Baptiste Day (June 24), Canadian Multiculturalism Day (June 27) and Canada Day (July 1). The Celebrate Canada 2018 application deadline will be November 2017.
Community Fund for Canada's 150th	The Fund will distribute small grants through community foundations to locally-led projects that build community, inspire a deeper understanding of Canada, and encourage participation in a wide range of initiatives that mark Canada's 150th anniversary of Confederation. Grants will be from \$5,000 to \$15,000 – Matching contribution equal to the value of the grant required.
Community Facility Enhancement Fund and Community Infrastructure Program	Grants are available for capital (generally up to \$125,000 per year) and operating (up to \$75,000 per year) to eligible organizations in the community. The municipality may support these applications.
Community Inclusion Grant	Community Inclusion grants strengthen municipal efforts to build inclusive communities. Funding will support municipalities or one of their partner organizations to advance strategies associated with the principles of being Welcoming and Inclusive Communities (WIC) or a signatory to the Canadian Coalition of Municipalities Against Racism and Discrimination (CMARD). The grant will provide up to \$10,000 to municipalities developing their WIC, CMARD or similar community strategies including engagement initiatives, action plans, planning processes or other initiatives. Deadline for applications are generally September 15th.
Conoco Phillips	Conoco Phillips provides grants from time to time to support education, environment and safety. They also regularly fund social services, youth, health, arts, culture and civic programs.
*New Everyone Counts: the 2018 Coordinated Point-in-Time Count ESDC Funding	Employment and Social Development Canada has issued a call for proposals for the Everyone Counts: the 2018 Coordinated Point-in-Time Count. Deadline for applications: May 31, 2017, 23:59 Pacific Time. Community Services is preparing a submission.
Historic Resources Grant	Information has been distributed to Public Operations (Parks) and Community Services. Applications accepted twice per year, February 1st and September 1st.
Heritage Awareness Grant	Grants support tangible initiatives that promote awareness of Alberta's history and that will have lasting impact. Applications accepted twice per year, February 1st and September 1st.
Transportation/Industrial Artifact Conservation Grant	Transportation or Industrial Artifact Conservation Grants provide funding for the preservation or restoration of transportation and industrial artifacts that have a distinctive or significant connection to Alberta's history. In general, this means: the first artifact of its kind, the last remaining, the best example, having direct association with a key historic event or figure. It must also have been built in or had a long period of continuous use within Alberta. The applicant must establish the special significance of the artifact to Alberta. Assistance is restricted to costs associated with the restoration of artifacts and not for artifact purchase, engine maintenance or total reproduction. One-time matching grants are awarded up to 50% of eligible project value, up to \$25,000.

Grants (continued)

Future Grant Opportunities (Continued)	Information
Engineering and Environmental Division	
Alberta Blue Cross - Healthy Communities Grant	In the interest of promoting wellness and active living, Alberta Blue Cross has launched the Healthy Communities Grant Program. Four \$50,000 grants are being awarded each year to support community amenities and facilities that promote active living. Applications open annually on June 1st and close on August 30th.
Alberta Community Resilience Program (ACRP)	Flood Mitigation - The Alberta Community Resilience Program (ACRP) is a multi-year grant program supporting the development of long-term resilience to flood and drought events, while supporting integrated planning and healthy functioning watersheds. The next submission deadline is September 30, 2017 for 2018-19 fiscal funding.
Alberta Municipal Water/Wastewater Partnership and Water for Life Program	The Alberta Municipal Water/Wastewater Partnership provides cost-shared funding to eligible municipalities to assist in the construction of municipal water supply and treatment and wastewater treatment and disposal facilities. Various initiatives have been included in the program to ensure the needs of Alberta municipalities are met. Applications due November 30th annually. 2016-2017 Alberta Budget estimate \$50 M provincially for Municipal Water Wastewater Program and \$80 M for Water for Life Program. Applications that were submitted in November 2015 for the Rural Water and Sewer Servicing Program and the Conklin Water Treatment Phase 2 were updated in November 2016. An additional application was submitted for a new project, the Southeast 881 Water Supply Line, eligible under the Water for Life (WFL) Program. The percentage funded will be determined using a population based formula with the maximum of 75%.
Alberta Municipal Solar Program (AMSP)	The Alberta Municipal Solar Program (AMSP) provides financial rebates to Alberta municipalities who install solar photovoltaics (PV) on municipal facilities or land and complete public engagement for the project. Funding is available on a first come first served basis. All projects must be completed and energized after February 5, 2016. Funding will be in the form of a rebate per watt of total installed capacity and will not exceed 20% of eligible expenses up to a maximum of \$300,000.
Building Canada Provincial-Territorial Infrastructure Component (PTIC)	In Alberta, there has been no specific call for proposals as PTIC funds will likely be used to fund projects identified in the Province's capital plan.
Building Canada National Infrastructure Component (NIC)	No applications are presently being accepted.
Canada Green Corps	The United Nations Association (UNA) of Canada has recently launched this program which is a green internship program for youth between the ages of 18-30. UNA Canada provides a 50% wage subsidy to employers to hire interns. Their most recent intake was in January 2017 and is for a 4-month period.
Clean Water and Wastewater Fund (CWWF) Grant	The Government of Alberta funding will come from the province's Water for Life grant program.
Green Municipal Fund	Grants available to cover up to 50 per cent of eligible costs for plans, feasibility studies and pilot projects — to a maximum of \$175,000 for plans and feasibility studies, and a maximum of \$350,000 for pilot projects. Low-interest loans available, usually in combination with grants, to cover up to 80 per cent of eligible costs for capital projects. The loan maximum is \$5 million*, and the grant amount is set at 15 per cent of the loan, to a maximum of \$750,000. * Applicants with high-ranking projects may be eligible for a loan of up to \$10 million combined with a grant for 15 per cent of the loan amount, to a maximum of \$1.5 million. Brownfields: Grants are not available for capital projects in the brownfields sector. There is no specified loan limit for capital projects in the brownfields sector, but FCM reserves the right to adjust the maximum loan limit per project.
Partners for Places	National funders invest in local projects to promote a healthy environment, a strong economy, and well-being of all residents. Not presently accepting applications.
Strategic Transportation Infrastructure Program (STIP)	There are four components within STIP: Local Road Bridge Program (LRB), Resource Road Program (RRP), Community Airport Program (CAP), Local Municipal Initiatives (LMI). Deadline for applications for 2017-2018 funding is February 3, 2017 for all components except LMI which are accepted throughout the year.
TAME+ Program	Grants Available for up to \$2,000 for Energy Audit, and Up to \$100,000 for retrofit capital costs. Information has been distributed to Sustainability and Engineering. Funding available on a first come, first served basis.
TD Green Streets	TD Green Streets is the flagship program of Tree Canada and the only nationally-based municipal forestry innovation program in Canada. Applications for funding up to \$25,000 are generally accepted in November.
Watershed Resiliency and Restoration Program	Alberta Environment and Parks' (AEP) WRRP aims to improve natural watershed functions in order to build greater long-term resiliency to droughts and floods through conservation, education and stewardship, research data and restoration and enhancement.

Grants (continued)

Future Grant Opportunities (Continued)	Information
Western Diversification Program	Western Diversification has issued a call for proposals for Federal funding of projects that utilize Green Technology. The call for applications will open January 25, 2017 and will close February 23, 2017. Contributions will be made to projects that support the development and diversification of the western Canadian economy, and activities where economic and/or employment benefits accrue primarily within Western Canada. Applications received under the WDP-CFP process must directly support one (or more) of the following WD Strategic Priorities: Clean technology; and/or Indigenous economic growth (IEG).
Wildfire Community Preparedness Day	Wildfire Community Preparedness Day is May 6, 2017. FireSmart Canada is offering up to 20-\$500 funding awards to implement neighborhood projects. Project applications could be submitted beginning January 31, 2017 through to March 21, 2017.
Planning and Regional Development Division	
Community and Regional Economic Support (CARES) Program	Information provided to Economic Development and Community Services. There are 3 upcoming intakes for new applications: October 1-Nov 30, 2016, April 1-May 31, 2017 and a 3rd intake to be announced. The RMWB were awarded \$750,000 from this program for the Back to Business Resource Centre.
Corporate Services	
Connect to Innovate	The Connect to Innovate program will invest up to \$500 million by 2021, to bring high-speed Internet to rural and remote communities in Canada. This program will support new "backbone" infrastructure to connect institutions like schools and hospitals with a portion of funding for upgrades and "last-mile" infrastructure to households and businesses. Application deadline has been extended to April 20, 2017.
CRTC Funding	The CRTC is establishing a fund to support projects in areas that do not meet these targets. Applicants will be able to submit funding proposals in order to build or upgrade infrastructure for fixed and mobile broadband Internet access services. The fund will make available up to \$750 million over the first five years, be complementary to existing and future private investment and public funding, focus on underserved areas; and be managed at arm's length by a third party. More details to be released.
Summer Temporary Employment Program (STEP) Program	STEP is a 4 - 16 week wage subsidy program that provides funding to eligible Alberta employers to hire high school or post-secondary students into summer jobs from May to August. A standardized wage subsidy of \$7.00/hour to a maximum of 37.5 hours/week will be provided to approved applicants. Generally the deadline for applications is Feb 28th each year.
Canada Summer Jobs	Canada Summer Jobs provides funding to help employers create summer job opportunities for students. It is designed to focus on local priorities, while helping both students and their communities. The program provides work experiences for students, supports organizations, including those that provide important community services and recognizes that local circumstances, community needs and priorities vary widely. Canada Summer Jobs provides funding to not-for-profit organizations, public-sector employers and small businesses with 50 or fewer employees to create summer job opportunities for young people aged 15 to 30 years who are full-time students intending to return to their studies in the next school year. Deadline for applications is January 20, 2017.
*New Occupational Health and Safety Innovation and Engagement Grants Program (OHS I&E Grants Program)	These grants fund non-profit and public sector organizations for projects aimed at improving OHS awareness, knowledge and action in Alberta. Eligible organizations can apply for grants of up to \$10,000, \$20,000 or \$50,000 in three different categories. There is no call for applications at present however the application deadline is generally October 31st of each year.
All Divisions	
Alberta Community Partnership (ACP) Program	<p>The objective of the ACP program is to improve the viability and long-term sustainability of municipalities by providing support for regional collaboration and capacity-building initiatives.</p> <p>The ACP program is designed to support municipalities in attaining the following key program outcomes:</p> <ul style="list-style-type: none"> ■ new or enhanced regional municipal services; ■ improved municipal capacity to respond to municipal and regional priorities; and ■ effective intermunicipal relations through joint and collaborative activities. <p>Intermunicipal Collaboration Component - Deadline December 16, 2016. Mediation and Cooperative Process component - Deadline February 1, 2017. Municipal Restructuring Component - Deadline February 1, 2017. Strategic Initiatives Component - Deadline February 1, 2017.</p>
Career Focus Funding	Career Focus provides funding for employers and organizations to design and deliver a range of activities that enable youth to make more informed career decisions and develop their skills. To take advantage of this program the municipality would need to contact a workforce consultant at the Government of Alberta's Ministry of Labour.