

The background of the entire page is a photograph of a lush field of wildflowers. In the foreground, there are numerous purple flowers, likely Verbena, interspersed with red and yellow blooms. A single bright yellow flower is prominent on the right side. The flowers are set against a backdrop of green foliage and trees. The sky above is a clear blue with scattered white clouds. The text is overlaid on this image.

Regional Municipality of Wood Buffalo Quarterly Financial Report

For the quarter ended December 31, 2020



TABLE OF CONTENTS

MUNICIPAL OPERATING REVENUES AND EXPENSES 3

 Municipal Operating Revenues and Expenses 4

FINANCIAL POSITION 8

 Capital 9

 Bank and Investments 10

 Grants 12

Extraordinary Events 19

 2016 Wildfire 20

 2020 River Break Up 21

 COVID-19 22



MUNICIPAL OPERATING REVENUES AND EXPENSES

Municipal Operating Revenues and Expenses
For the Period Ending December 31, 2020

	December Actual YTD	December Budget YTD	Budget YTD Variance Increase (Decrease)
Revenues:			
Net taxes available for municipal purposes	\$ 490,126,467	\$ 492,955,800	\$ (2,829,333)
Government transfers	25,757,639	15,603,760	10,153,879
Sales and user charges	42,760,751	34,202,685	8,558,066
Sales to other governments	3,656,341	2,703,400	952,941
Penalties and costs on taxes	5,532,304	2,269,000	3,263,304
Licenses and permits	1,705,709	943,000	762,709
Fines	1,939,891	1,323,000	616,891
Franchise and concession contracts	8,173,803	8,175,000	(1,197)
Return on investments	40,160,960	21,510,000	18,650,960
Rentals	1,595,280	1,152,500	442,780
Other	3,599,771	382,200	3,217,571
	625,008,916	581,220,345	43,788,571
Expenses:			
Salaries, wages and benefits	223,484,193	222,195,412	1,288,781
Contracted and general services	63,719,539	69,746,860	(6,027,321)
Purchases from other governments	24,704,020	24,587,720	116,300
Materials, goods, supplies and utilities	31,443,019	35,621,254	(4,178,235)
Provision for allowances	5,159,280	1,226,000	3,933,280
Transfers to local boards and agencies	533,478	513,480	19,998
Transfers to individuals and organizations	63,651,348	60,247,599	3,403,749
Bank charges and short-term interest	199,857	215,120	(15,263)
Other	114,895	16,900	97,995
	413,009,629	414,370,345	(1,360,716)
Reserves:			
Transfers to reserves/operations	211,999,287	166,850,000	45,149,287
	211,999,287	166,850,000	45,149,287
Operating surplus (deficit)	\$ -	\$ -	\$ -

Municipal Operating Revenues and Expenses (continued)

The 2020 year ended with a balanced budget. An operating surplus of \$24.4 million was realized and transferred to the Emerging Issues Reserve as per FIN-160.

Operating Revenues

Year to date operating revenues to December 31, 2020 are \$625.0 million, an increase of \$43.8 million over budget.

Operating revenues changed largely in the following areas:

- Net Taxes Available for Municipal Purposes decreased by \$2.8 million due to reductions in property tax assessments.
- Government Transfers increased by \$10.2 million; this increase includes \$9.0 million in grant funding towards COVID-19 response expenses and lost revenues and \$1.2 million to support the Homeless community and vulnerable populations.
- Sales and User Charges increased by \$8.6 million; this increase includes \$1.2 million due to lifting of the Boil Water Advisory earlier than budgeted, \$1.1 million from fixed sewer fees not being waived as budgeted, and the remaining \$6.3 million is due to higher than anticipated activity during the COVID-19 pandemic.
- Penalties and Costs on Taxes increased by \$3.3 million mainly from recognizing penalties in the fourth quarter that were not budgeted.
- Return on Investments increased by \$18.7 million due to increased yields and continued strategic investment administration.
- Other income increased by \$3.2 million due to unbudgeted insurance proceeds.

Operating Expenses

Year to date operating expenses to December 31, 2020 are \$413.0 million, a decrease of \$1.4 million below budget.

Operating expenses changed largely in the following areas:

- Salaries, wages and benefits increased by \$1.3 million to allow greater on-site coverage at water and wastewater treatment facilities.
- Contracted and general services decreased by \$6.0 million mainly due to delayed program and service costs resulting from the COVID-19 pandemic.
- Materials, Goods, Supplies and Utilities decreased by \$4.2 million; this decrease includes \$2.1 million from lower fuel and natural gas prices, \$1.2 million in electricity savings and \$0.5 million from changes to community events during the year.
- Provision for Allowances increased by \$3.9 million as a result of a lower budget for prior year property tax accounts.
- Transfers to Individuals and Organizations increased by \$3.4 million; this increase includes \$2.7 million to a local recreational site and \$0.4 million to support vulnerable populations.

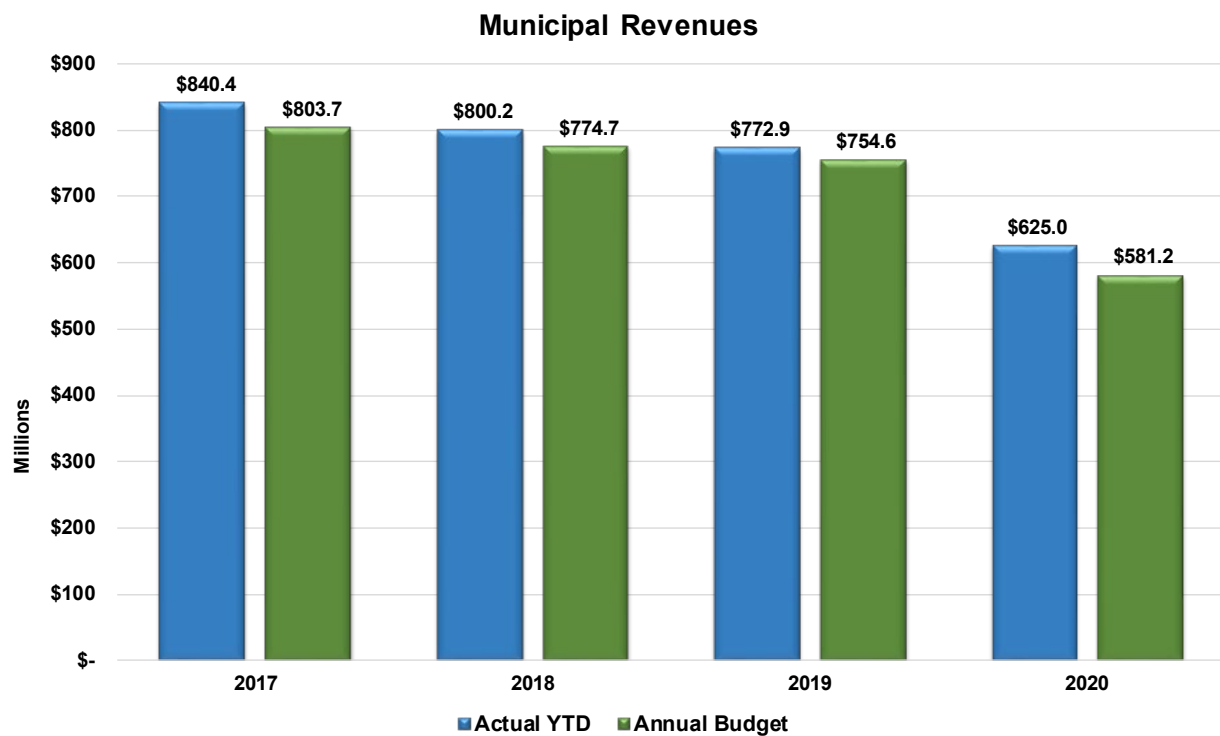
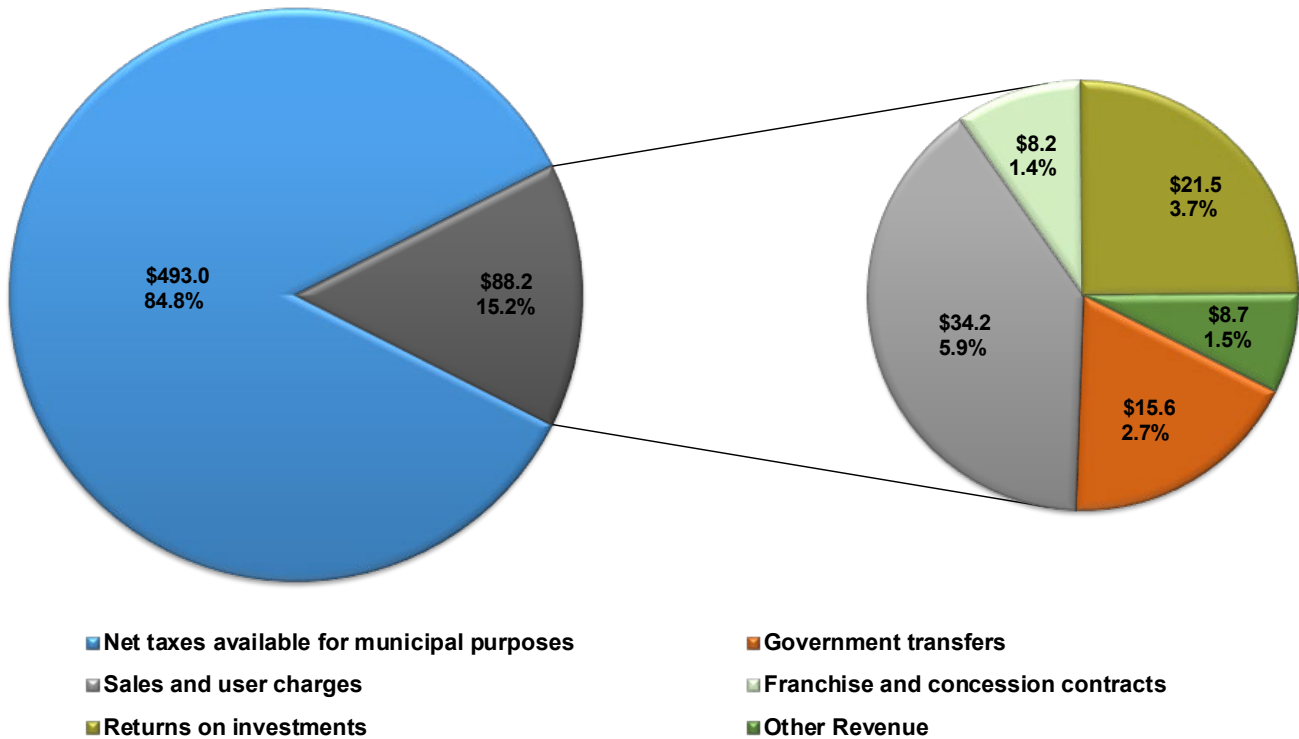
Reserves

- The 2020 results finished with a transfer of \$212 million to reserves, which is a YTD increase of \$45 million.
- An operating surplus of \$24.4 million and \$17.3 million in approved carryforwards were transferred to reserves. The carryforward amounts are the result of unspent budgeted money due to COVID-19. These programs and services will be provided in 2021, should COVID-19 restrictions be lifted. These transfers were not budgeted.

Municipal Operating Revenues and Expenses (continued)

Operating Revenues

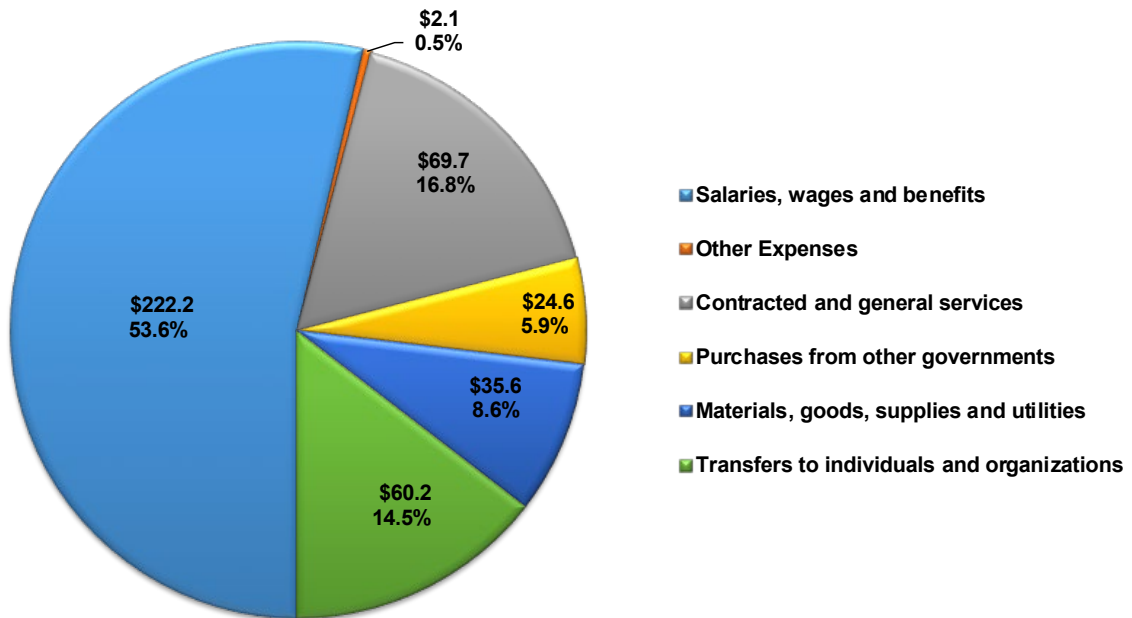
2020 Revenue - Annual Budget
(In Millions)



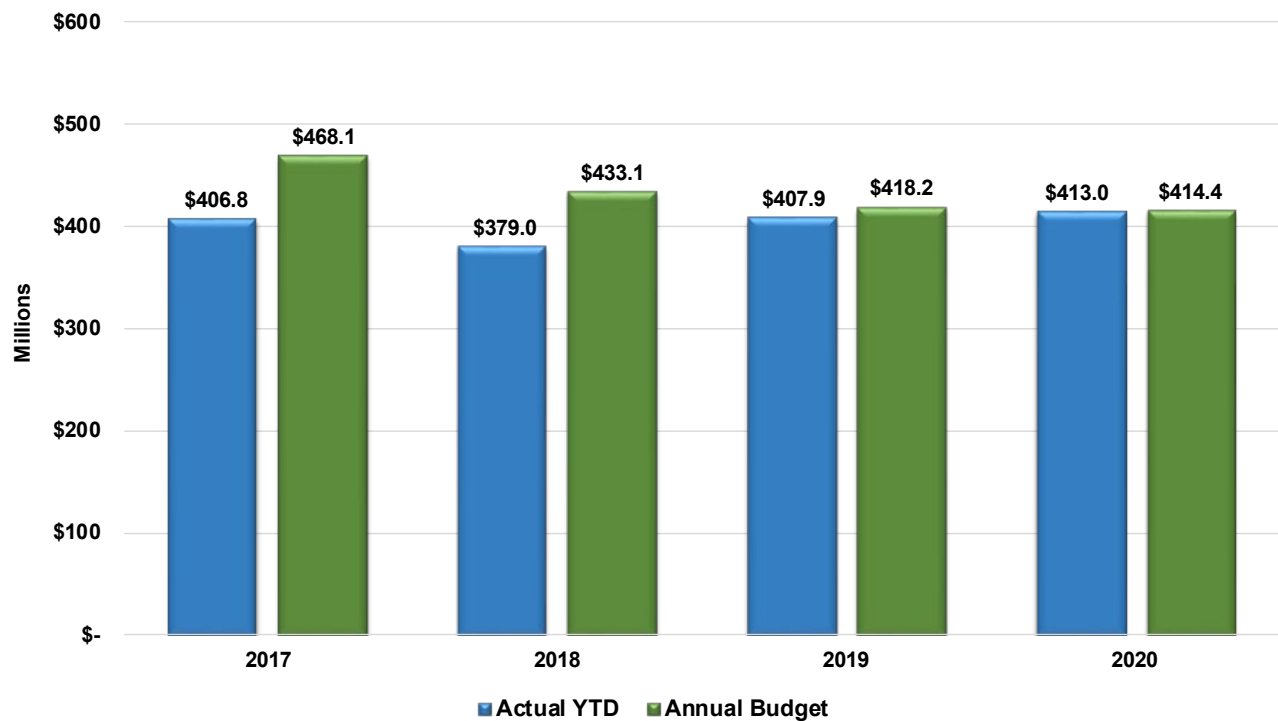
Municipal Operating Revenues and Expenses (continued)


Operating Expenses

**2020 Expenses (excluding reserves)
Annual Budget (in Millions)**



Municipal Expenses (excluding reserves)



A photograph of two people skiing through a snowy forest. The person in the foreground is wearing a red and black jacket and dark pants, while the person further ahead is wearing a blue jacket and dark pants. They are both using ski poles and are on a snowy path surrounded by tall, thin trees. The text "FINANCIAL POSITION" is overlaid in the center of the image.

FINANCIAL POSITION

Capital

Capital Project Spending

For the Period Ending December 31, 2020

Project Name	2020 Actual YTD \$
Top 20	
Rural Water and Sewer Servicing - Construction	31,344,506
Urban Infrastructure Rehabilitation Construction 2019	14,585,302
Rural Infrastructure 2015-2017 - Construction	13,747,909
Snow Disposal Site - Construction	10,066,404
Urban Infrastructure Rehabilitation Street Improvement 2019	5,139,047
Thickwood Perimeter Sewer - Construction	4,657,659
Fort McKay Fire Hall - Construction	4,607,355
Chip Seal Highway 48 Fort Fitzgerald to Fort Smith	4,171,169
Storm/Sewer/Water Upgrades in Mackenzie/Beacon Hill - Construction	3,420,494
Fort McMurray WTP PACL Tank Design/ Build	3,214,419
Saprae Creek Trail Rehabilitation	3,121,753
Urban Infrastructure Rehabilitation - Construction	2,604,515
Abasand Heights Pumphouse - Construction	2,280,387
Fort Chipewyan Lift Station Upgrades - Construction	2,267,490
Replacement of Pumper Trucks 310 & 311 (Urban)	2,178,134
Fire Training Area and Site Preparation	1,849,181
Confederation Way Sanitary Sewer - Contract 3	1,772,162
Saline Creek Parkway Phase 2 Design (F)	1,707,979
Flood Mitigation - Design/Build	1,643,603
Fort Chipewyan WTP Expansion - Construction	1,618,893
All Other Project Costs	32,140,240
Total Capital Spending	\$ 148,138,600

**Spending equals total Settlement for the month driven by Service Entry Sheet entries on capital internal orders*

WTP = Water Treatment Plant
PACL = Poly Aluminum Chloride

The Municipality approved the 2020 capital budget of \$154.1 million which includes \$0.7 million for Public Art. As of December 31, 2020, the capital budget has been revised to \$145.9 million stemming from 2020 capital amendment net decreases of \$8.2 million. As of December 31, 2020, \$148.1 million has been spent on the delivery of capital projects. The top three projects by spending - Rural Water/Sewer Servicing, Urban Infrastructure Rehabilitation Construction 2019 and Rural Infrastructure 2015-2017 Construction combined are 40% of the total spend.

Bank and Investments

Bank As of December 31, 2020 (in millions)

Cash	
Operating - Bank Balance	\$ 265.1
Investments	956.6
Total Cash	1,221.7
Committed Funds	
Operating Requirements	346.8
Deferred Revenue	
Grants	56.7
Developer Agreements	3.3
Offsite Levies	2.8
	62.8
Reserves	
Committed Funds	
Capital	471.2
Emerging Issues	129.8
Operating	57.8
	658.8
Total Committed Funds	1,068.4
Remaining	\$ 153.3

The current amount of cash in the bank plus investments total \$1.2 billion as of December 31, 2020. The commitments against this balance include \$346.8 million for operating requirements, \$62.8 million in deferred revenues, which is money the Municipality has received in advance but is committed to spend in the future and \$658.8 million in committed reserve funds.

Bank and Investments (continued)

Investments

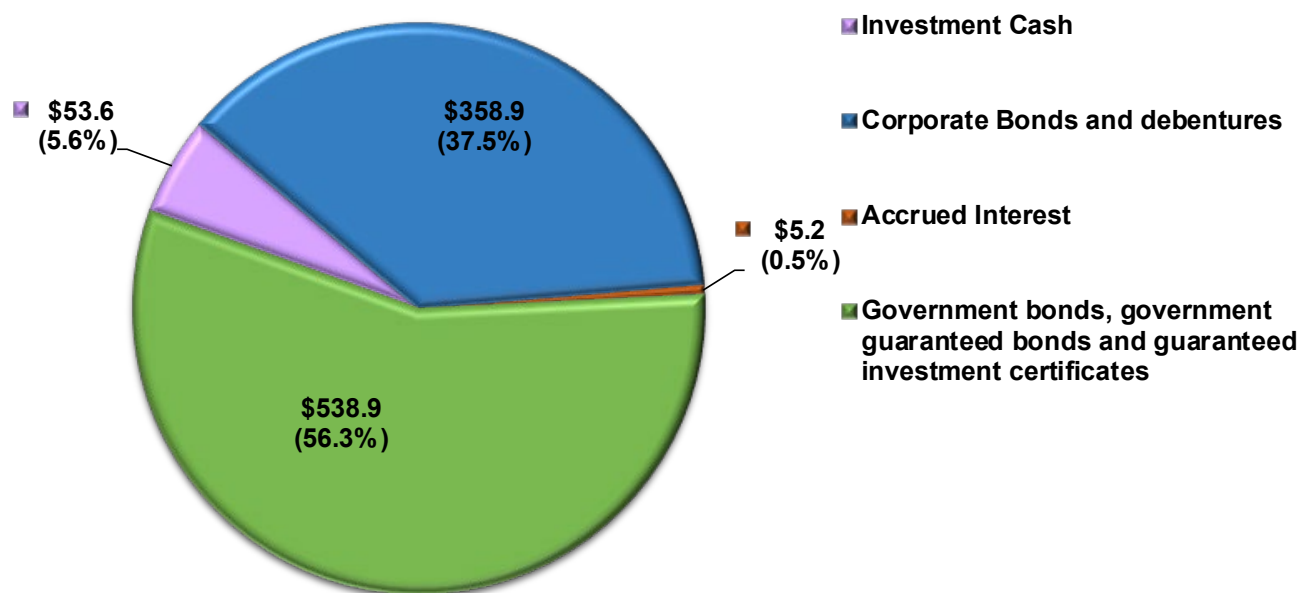
The Municipality has \$956.6 million in investment holdings as of December 31, 2020, of which \$145.7 million are short-term investments with maturity dates under one year. Returns on investments to December 31, 2020 total \$40.2 million with \$35.9 million from investment income and \$4.3 million from interest income.

Investment Holdings

(In Millions)

Type:	Cost Value @ December 31, 2019	Cost Value @ December 31, 2020	Market Value @ December 31, 2020
Investment Cash	\$ 2.4	\$ 53.6	\$ 53.6
Government bonds, government guaranteed bonds and guaranteed investment certificates	520.7	538.9	551.7
Corporate bonds and debentures	290.1	358.9	365.3
Accrued interest	4.6	5.2	5.2
Total	\$ 817.8	\$ 956.6	\$ 975.8

Investment Holdings by Type - Book Values
(in Millions)



Grants

To date the Municipality has received approval or preliminary allocations for \$17.1 million in operating grants and \$75.5 million in capital grants, including an allocation of \$13.3 million under the Municipal Stimulus Program (MSP) and \$12.4 million under the Municipal Operating Support Transfer (MOST).

There are four capital grant applications totaling \$103.1 million that have been submitted for consideration with the government. The capital grant applications include:

- Alberta Municipal Water/Wastewater Program (AMWWP) for \$70.8 million,
- Airports Capital Assistance Program (ACAP) for \$11.0 million for the Pavement Overlay project,
- GreenTRIP Grant – Round 2 for \$3.4 million and
- Investing in Canada Infrastructure Program for \$17.9 million.

Research into grant opportunities is an on-going process.

Grants (continued)

Summary of Capital and Operating Grants Awarded
As At December 31, 2020

Past & Current Capital Grants	2020	2019	2016-2018	Information
Provincial and Federal Allocations				
Federal Gas Tax Fund (FGTF)	\$ 6,388,689	\$ 6,499,011	\$ 19,837,563	2020 amount is preliminary allocation
Federal Gas Tax Fund (FGTF) - one-time top-up 2019		6,121,681	-	In 2019, there was a one-time payment from Canada to Alberta, in addition to the 2019 funding transfer. The top-up is intended to be directed towards municipal infrastructure needs.
Municipal Sustainability Initiative (MSI)	25,832,442	16,910,000	79,749,741	2020 amount is preliminary allocation
MSI Additional			23,571,422	
Engineering				
Alberta Community Resilience Program (ACRP)		6,590,000	-	2019 - Funding awarded for Flood Mitigation Projects - Reaches 7,8,9 (Lower Townsite)
Alberta Municipal Water/Wastewater Partnership (AMWWP) - Conklin WTP Phase 1 Expansion			4,286,347	Original approval in 2004 was for a \$922,500 contribution under the AMWWP program. A cost revision funding request was submitted in 2016 which resulted in additional AMWWP contribution of \$4,286,347 under AMWWP. Total grant \$5,208,847
AMWWP - Conklin WTP Phase 2 Upgrades - Construction			764,354	Application submitted Nov 2015. Revised November 2016. Approved for \$764,354 representing 27% of eligible costs.
AMWWP - Fort Chipewyan WTP Expansion			19,756,092	Application submitted Nov 2015. Revised January 21, 2016. Approved for \$19,756,092 representing 69.64% of eligible costs.
AMWWP - Fort Chipewyan Lift Station	5,134,368			Approved for \$5,134,368 representing 74.66% of eligible costs.
AMWWP - Conklin Lagoon Upgrade and Outfall	12,000,000			Approved for \$12,000,000 representing 75% of eligible costs.
AMWWP - Anzac/Conklin/Gregoire Lake/Janvier Water Services Project	4,091,756			Approved for \$4,091,756 representing 66.92% of eligible costs.
Canada 150 Program - Administered by Western Economic Diversification Canada			200,000	2017 - Anzac Community Centre Upgrades
Community Facility Enhancement Program (CFEP)			123,500	The Ptarmigan Nordic Ski Club with the support of the Regional Municipality of Wood Buffalo has secured a grant to offset 50% of the cost of the Furniture, Fixtures and Equipment required for the Doug Barnes Cabin Expansion - Construction project.
First Nations Water Tie-In Program	4,474	44,742	-	Funding was approved to conduct a Regional Water Transmission Line Extension Feasibility study. The study will look at a regional system from the Hamlet of Fort Chipewyan that will provide service to the Mikisew Cree First Nations in the Allison Bay area. An additional 10% was approved in 2020.
Investing in Canada Infrastructure Program (ICIP)	8,629,991			Green Infrastructure funding for the Lower Townsite Flood Mitigation Project Reaches 7 and 8. The total grant of \$8,629,991 consists of \$5,117,995 from the Government of Alberta and \$3,441,996 from the Government of Canada.
Municipal Stimulus Program (MSP)	13,276,133			Approved for capital spending up to December 31, 2021 for Waterline Extension from Parsons Creek to Taiganova (\$1,750,000), Waterline Extension to Millenium (\$1,725,000) and Flood Mitigation Reaches 5, 6 and 10 (\$9,801,133).
Strategic Transportation Infrastructure Program (STIP)			574,035	Fort Chipewyan Winter Road Culvert Replacement (\$765,380 total cost) 75% approved
Public Works				
Airport Capital Assistance Program (ACAP) Funding			1,588,208	Airfield Lighting Rehabilitation Project at Fort Chipewyan Airport
GreenTRIP Round 3			6,459,000	Bus Bay Turn-out project
GreenTRIP Round 3			842,560	Airporter/Paratransit
GreenTRIP Round 3			1,276,667	Shelter Additions.
GreenTRIP Round 3			21,570,614	Intelligent Transportation System.
Public Transit Infrastructure Program (PTIF)			3,451,000	Bus Bay Turn-out project
Fort McMurray Fire Relief Fund			75,000	Fort McMurray Port of Entry Rebuild Project
Rotary District 5370 Charitable Foundation		147,000	-	A donation/grant in the amount of \$147,000 has been approved for upgrades to the Lion's Park.
Lions Club International Foundation				A donation towards the cost of construction of the Christina Gordon Playground was provided by the Adventurer Foundation, a donor advised fund at The Foundation Office.ca, is the official giving foundation of Fraserway RV LP and the Adventurer Group of Companies.
Adventurer Foundation and Fraserway RV			310,000	
Recreation Energy Conservation Program	26,152		-	Casman Centre Heating Controls Upgrade
Regional Emergency Services				
9-1-1 Grant	123,352	496,125	70,628	The grant runs from July 1st to June 30th annually. 9-1-1 Grants are calculated quarterly based on 9-1-1 revenue and population served by the Public Safety Answering Point (PSAP).
Total Capital Grants	\$ 75,507,357	\$ 36,808,559	\$ 184,506,731	

Grants (continued)

Operating Grants	2020	2019	2016-2018	Information
Provincial and Federal Allocations				
Municipal Operating Support Transfer (MOST)	\$ 12,350,057	\$ -	\$ -	2020 amount is a preliminary allocation. The MOST provides funding to support municipalities for additional expenses and foregone revenues directly resulting from the COVID-19 pandemic.
Community Services				
Coalitions Creating Equity Program (CCE)		10,000	123,000	2018 - Community Services has developed an application for funding to the Alberta Human Rights and Multiculturalism Grant Program for the Wood Buffalo Equity Coalition Program which will be delivered by the Regional Advisory Committee on Inclusion, Diversity and Equality (RACIDE). 2019 - Community-based Response Model to Acts of Discrimination, Racism and Hate Project Funded
Community Inclusion Grant			30,000	Alberta Justice and Solicitor General - Human Rights, Education and Multicultural Fund 2016 - Diversity Plan 2016 and Beyond 2018 - Diversity and Inclusion Business Recognition Program 2018 - Diversity & Inclusion Employee Census 2019
Conoco Phillips			5,000	\$5,000 for Green Teen Program in 2016.
Covid-19 Community Response Fund for Vulnerable Population Fund	40,000			Provided by the Canadian Medical Association Foundation.
Family & Community Support Services	1,924,513	1,924,513	5,773,539	Provincial level program through Alberta Human Services. Payment is based on population.
Family and Community Safety Program (Children and Youth Service Grant)			150,000	Funded by Minister of Human Services to provide advocacy services in the community.
Labour Market Partnerships (LMP) Grant - Inclusive Business Project			51,000	Funding is being provided through the Labour Market Partnerships (LMP) Grant by the Alberta Department of Labour. The project will address the evidenced need for increased workplace education and awareness about inclusion and diversity, develop inclusive workplace evaluation, consultation policies and feedback practices. The overall cost of the project, including in-kind contributions, will be \$84,500.
Municipal Cannabis Transition Program (MCTP)		88,472	134,292	The MCTP is a program that will support eligible Alberta municipalities with increased enforcement and other implementation costs related to the legalization of cannabis.
Municipal Policing Assistance Grant (MPAG)	1,209,840	1,209,840	3,712,384	Current funding agreement is for one year from April 1, 2020 to March 31, 2021. Payment is based on a per capita calculation.
Point in Time Count			50,000	Community Services was successful securing funding from Employment and Social Development Canada (ESDC) for the "Everyone Counts: the 2018 Coordinated Point-in-Time Count.
Police Officer Grant (POG)	300,000	300,000	900,000	Current funding agreement is for one year from April 1, 2020 to March 31, 2021.
Reaching Home: Canada's Homelessness Strategy Indigenous Homelessness (Federal)	401,134	401,134		2019/2020 - \$401,134 2020/2021 - \$401,134
Reaching Home: Canada's Homelessness Strategy Designated Communities (Federal)		1,688,760		2019/2020 - \$321,219 2020/2021 - \$321,219 2021/2022 - \$348,774 2022/2023 - \$348,774 2023/2024 - \$348,774
Reaching Home: Canada's Homelessness Strategy Designated Communities (Federal) Community Capacity and Innovation Fund		306,900		2019/2020 - \$71,180 2020/2021 - \$61,180 2021/2022 - \$61,180 2022/2023 - \$56,580 2023/2024 - \$56,580
Reaching Home: Canada's Homelessness Strategy Indigenous Homelessness (Federal) Covid-19 Supplement	413,708			2020/2021 - \$413,708 Covid-19 Supplement
Reaching Home: Canada's Homelessness Strategy Designated Communities (Federal) Covid-19 Supplement	331,289			2020/2021 - \$331,289 Covid-19 Supplement
Victims and Survivors of Crime Week 2019	7,500	6,000		RCMP and Bylaw Support Services received grants towards their Victims and Survivors of Crime Week project in 2019 and 2020.
Victims of Crime Fund - Grant to Victims Services		69,360	942,602	Grant to provide services that benefit victims or a class or classes of victims during their involvement with the criminal justice process. 2017 - 3 year grant for Victims Services for 2018-2020. 2019 - Additional Funding to 2018-2020 agreement (2019 - \$35,788, 2020 - 33,572)
Victims of Crime Fund - Indigenous Victims Outreach Specialist (IVOS)		300,000		2019 - 3 Year grant for Indigenous Victims Outreach Specialist for 2019-2021

Grants (continued)

Operating Grants (continued)	2020	2019	2016-2018	Information
Communications, Stakeholder, Indigenous and Rural Relations				
Alberta Indigenous Relations		\$ -	\$ 50,000	Grant to assist with the Urban Aboriginal Connection Initiative project - Wood Buffalo Pan Aboriginal Connection project.
Local Food Week Grant		2,442		Recreation and Culture applied for a Local Food Week grant to assist with costs of a special event to highlight local food week 2019 at the August 14th, 2019 Urban Market.
Human Resources				
Canada Summer Jobs			92,938	2017 - 17 students 2016 - 29 Students.
Careers - The Next Generation			4,500	A grant to offset the costs of summer students employed at the Water Treatment Plant. \$15 per hour x 100 hours x 3 students.
Green Job Initiative - Summer Work Experience		11,424	11,424	2019 - 2 students 2018 - 2 students
Summer Temporary Employment Program (STEP) Program			56,100	2017 - 10 Students - \$4,200 per student - \$42,000 total. 2016 - 5 Labourer Positions.
Public Works				
Alberta Recycling Municipal Demonstration Grant			30,000	Grant awarded for \$30,000 towards a pour-in-place recycled tire project at the Syncrude Athletic Park.
Alberta Recycling Municipal Electronics and Paint Round-up Grant		13,000	72,952	Alberta Recycling Grant to offset cost to advertise and run the round-up activities. 2019 - Awarded grant of up to \$13,000 (actual payment will be based on expenses incurred) towards the June 1, 2019 round-up event
Alberta Recycling Tire Marshalling Area (TMA)			90,000	Awarded funding of \$30,000 each for Tire Marshalling Areas in Conklin, Janvier and Fort Chipewyan.
Celebrate Canada Grant	32,000	10,548	27,000	Canadian Heritage provides financial support for Canada Day activities.
FCM's Municipal Asset Management Program (MAMP)			50,000	Funding has been awarded from the FCM's Municipal Asset Management Program (MAMP) to offset the cost of conducting condition assessments of (50) municipal building facilities.
Forest Resource Improvement Association of Alberta (FRIAA) FireSmart Program			750,000	The FRIAA FireSmart Program is separate and independent from the Government of Alberta's FireSmart Community Grant Program. Maximum amount of funding for a single project will be \$400,000 over the life of the project. The RMWW applied for funding for the following Hazard Reduction activities. \$400,000 Birchwood/Conn Creek, \$400,000 Anzac, \$125,000 Mitigation strategy, \$40,000 public education. Applications totaled \$965,000. Actual funding awarded \$750,000.
Recreation Energy Conservation (REC) Program		10,000	-	The Recreation Energy Conservation (REC) program will be providing funding towards Scoping Audits of two municipal recreation facilities. Future applications will be considered for Engineering Studies or Implementation Projects. REC helps municipally-owned recreation facilities reduce energy use and GHG emissions by providing financial incentives to help identify energy-saving opportunities and implement energy-saving projects. A single municipality is capped at \$750,000 over the program lifespan.
TD Friends of the Environment			22,019	Eligible projects include Community Gardens, Environmental Education Projects, Outdoor Classrooms, Protection of Endangered Species/Wildlife, Recycling/Composting Programs, Tree Planting and Urban Naturalization Projects, Energy Conservation/Renewable Energy, Research Projects, Habitat restoration. 2017 - Pacific Park Community Garden (Timberlea), 2016 - 20 trees for Dr. Clark School.

Grants (continued)

Operating Grants (continued)	2020	2019	2016-2018	Information
Public Works (continued)				
TD Tree Days	\$ -	\$ -	\$ 10,200	2017 - Planting of approximately 150 potted trees and shrubs at Vista Ridge on September 24, 2017. 2018 - Planting of approximately 300 trees and shrubs at Beaconhill Lookout in September 16, 2018.
Tree Canada	7,000			2020 - Awarded \$3,500 under Tree Canada's Edible Tree program and \$3,500 awarded under Greening Canada School Grounds Program
Regional Emergency Services				
911 Grant	\$ 123,970		1,422,916	The objective of the 911 Grant Program is to strengthen and support local delivery of 911. This is being done using funding generated from a monthly 911 levy on cellphones, and by developing provincial standards for 911. All of this is being done in close collaboration with Alberta's 911 centres. A portion of the 2016 grant was transferred from Capital.
Enbridge Safe Community Grant		7,500		The funds will be used to purchase an extrication tool for the Janvier Fire Department.
Emergency Management Preparedness Program (EMPP)			11,525	The objective of the Emergency Management Preparedness Program (EMPP) is to provide an effective and cost-efficient grant program for increased emergency management capacity that resulted in an increased number of trained emergency management practitioners. 2016/2017 grant - \$11,525.
Fire Services Training Program (FSTP) (Formerly Fire Services and Emergency Preparedness Program)			5,800	This program supports the expansion and enhancement of regional fire service training. The objective is to provide an effective and cost-efficient mechanism for increased training capacity that results in a greater number of trained fire service personnel.
RMWB FireSmart Grant Budget includes approximately \$2.5 M for capital projects			10,500,000	The Minister of Agriculture and Forestry has recently committed \$10.5M to the FireSmart program in the RMWB over the next 3 years. This funding will be provided in the form of an Agriculture and Forestry Development Grants and the Regional FireSmart Committee will have oversight over its spending. An application has been completed with input from the RMWB, the Regional FireSmart Committee and Agriculture and Forestry. Funding was approved August 2017.
Wood Buffalo Recovery Committee				
Canadian Red Cross - Recovery Gift (Includes \$3.8 M for FireSmart activities)			10,000,000	The Canadian Red Cross Society will provide these funds to further the Alberta Wildfire relief and recovery. Included in the \$10M is \$3.8 M for FireSmart activities.
Wildfire Community Preparedness Day		3,000	2,200	Wildfire Community Preparedness Day is held annually in May. FireSmart Canada offers up to \$500 funding awards to implement neighborhood projects. 2019 - The RMWB received 6 awards of \$500 each for events held in Gregoire Lake, Saprae, Ft. Chipewyan, Conklin, Anzac and Janvier 2018 - The RMWB received 4 awards of \$500 each plus \$200 towards the cost of refreshments for events held in Gregoire Lake, Saprae, Ft. Chipewyan and Conklin.
Wood Buffalo Economic Development Corp				
Canadian Red Cross -Disaster Response Services Agreement Small Business Program (Phase 3B)			992,472	For Support to Small Business Program (Phase 3B) programming for small businesses impacted by the May 2016 Horse River Wildfire disaster in the Regional Municipality of Wood Buffalo
Community and Regional Economic Support (CARES) Program			845,000	2016 - To support the Back to Business Resource Centre and Business Recovery Expositions. 2018 - To support the development of a five-year Economic Development Strategic Plan
Invest Canada - Community Initiatives (ICCI)			5,500	An application submitted by the Economic Development Department for funding for Foreign Direct Investment Tools and Material Development has received approval for \$5,500.
Total Operating Grants	\$ 17,141,011	\$ 6,362,893	\$ 36,924,363	

Grants (continued)

Capital Grant Applications in Progress	Amount	Information
Engineering		
Alberta Municipal Water/Wastewater Program (AMWWP)	\$ 70,780,367	<p>a) Application for funding of the Rural Water and Sewer Servicing (RWSS) Project was originally submitted in 2015 and updated for the 2019 AMWWP program. Estimated eligible costs, excluding amounts awarded to date, are \$39.4M. If successful, the program could fund up to 75% of these costs;</p> <p>b) Additional grant funds of \$11,031,017 have been requested for the Fort Chipewyan Water Treatment Expansion Project. This project was awarded a grant in 2016 of approximately \$19.7M based on estimated costs;</p> <p>c) In 2020 applications were submitted for Fort McMurray Wastewater Treatment Process Improvements, Fort McMurray Water Treatment Plant Rehabilitation, Timberlea Reservoir and Pump House Construction and Fort Chipewyan Water and Sanitary Sewer Construction. Total estimated costs are \$40.3M from 2021 to 2016, of which up to 75% can be funded if successful.</p>
Public Works		
Airports Capital Assistance Program (ACAP) Fort Chipewyan Pavement Overlay Project	11,021,416	An updated application was submitted to Transport Canada for funding of the Fort Chipewyan Pavement Overlay Project.
GreenTRIP Grant - Round 2	3,401,870	Application submitted in GreenTRIP Grant Round 2 for 66 2/3 % of project costs. Funding requested - Transit Terminal - \$3,401,870. Consideration of application is on hold until location of transit terminal has been determined.
Investing in Canada Infrastructure Program - Public Transit Stream and COVID-19 Resilience Stream	17,905,869	Under the Investing in Canada Infrastructure Program (ICIP), the RMWB has been advised of an allocation of \$17.9M over the next 10 years under the Public Transit Stream. In 2020, the RMWB was advised of the option to allocate a portion, or all, of its ICIP allocation to the new COVID-19 Resilience Stream. Four projects were submitted for re-allocation: Jubilee Center Renovation, Compost Facility Stockpile Pad Repairs, Sapræ Creek Trail Rehabilitation and Flood Mitigation for Taiga Nova Eco-Industrial Park.
Total Capital Grant in Progress	\$ 103,109,522	

Grants (continued)

Operating Grant Applications in Progress	Amount	Information
Community Services		
Measuring Municipal Inclusion Grant (MMIG)	\$ 10,000	The Alberta Urban Municipalities Association (AUMA) is currently offering funding to support Alberta municipalities to use AUMA's Measuring Inclusion Tool for Municipal Governments to evaluate the inclusiveness of their organization and to advance strategies that will propel the municipal government to be a more inclusive employer, service provider, and community leader. This application of \$10,000 is for phase 1 of the project. An additional \$40,000 may be available for subsequent phases depending on the outcome from Phase 1.
Financial Services		
Connect to Innovate	3,041,055	The Connect to Innovate program will invest up to \$500 million by 2021, to bring high-speed Internet to rural and remote communities in Canada. This program will support new "backbone" infrastructure to connect institutions like schools and hospitals with a portion of funding for upgrades and "last-mile" infrastructure to households and businesses. Application was submitted by IT April 2017. Estimated project costs \$6,486,432. Funding requested \$3,041,055.
Regional Emergency Services		
AgriSpirit Fund	25,000	Regional Emergency Services submitted two applications for funding: <ul style="list-style-type: none"> ▪ \$12,000 request - Janvier Dire Department Protection Sprinkler Kits ▪ \$13,000 request - Fort McKay Fire Department Extrication Tool
Public Works		
Municipal Asset Management Program (MAMP) Grant	50,000	Round 2 of the MAMP program has been announced and an application is being developed requesting \$50,000 from the program. Additional details will follow.
Total Operating Grant in Progress	\$ 3,126,055	

A photograph of a pond with reeds and cattails. The text "EXTRAORDINARY EVENTS" is overlaid in the center.

EXTRAORDINARY EVENTS

2016 Wildfire

The Municipality has spent \$266.0 million in recoverable wildfire costs since May 2016 out of which \$15.4 million was incurred in the normal operations of the municipality. To date the Province has advanced \$209.3 million for reimbursable expenses under the Disaster Recovery Program, Red Cross has advanced \$9.0 million, FireSmart has advanced \$7.0 million and our insurance provider has paid \$29.6 million and closed the file as all claims are complete.

Administration is continuing to work with the Province to quantify claims. The Disaster Recovery Program (DRP) project summary estimate is \$250.3 million. As of December 31, 2020, \$223.4 million has been submitted to DRP or is a submission in progress.

The Red Cross has entered into an agreement with the Municipality to cover \$10.0 million of certain wildfire related costs and has advanced \$9.0 million, of which \$3.5 million has been spent on operating expenses, \$2.2 million has been received for permits not charged to residents and \$1.5 million has been spent on capital expenses towards this initiative.

The Municipality has an agreement with Government of Alberta Agriculture and Forestry to cover \$8.5 million of certain FireSmart wildfire related costs and has advanced \$7.0 million, of which \$4.6 million has been spent on operating expenses and \$1.2 million has been spent on capital expenses for this agreement.

2016 Wildfire Recoverable Costs May 1, 2016 to December 31, 2020

	DRP	FireSmart	Insurance	Red Cross	Total
Approved Submissions	\$ (175,508,250)	\$ (3,049,360)	\$ (21,469,614)	\$ (5,715,044)	\$ (205,742,268)
Submitted - Not Yet Approved	(10,214,447)	-	-	-	(10,214,447)
In Preparations	(37,704,640)	(1,594,928)	-	-	(39,299,568)
Total 2016 Wildfire Operating Recoverable	(223,427,337)	(4,644,288)	(21,469,614)	(5,715,044)	(255,256,283)
Capital Spending	-	(1,157,269)	(8,160,401)	(1,463,927)	(10,781,597)
Total 2016 Wildfire Recoverable	(223,427,337)	(5,801,557)	(29,630,015)	(7,178,971)	(266,037,880)
Advances Received and Interest	209,282,632	7,019,070	29,630,015	9,000,000	254,931,717
Total 2016 Wildfire Costs					
Advanced (Unrecovered)	\$ (14,144,705)	\$ 1,217,513	\$ -	\$ 1,821,029	\$ (11,106,163)

2016 Wildfire Project Summary May 1, 2016 to December 31, 2020

	RMWB Project Estimate	Actuals To Date *	Remaining
DRP Response (Operations and Infrastructure)	\$ 152,447,615	\$ 136,980,727	\$ 15,466,888
DRP Recovery (Operations and Infrastructure)	97,891,355	85,840,347	12,051,008
Insurance	29,630,015	29,630,015	-
Red Cross	10,000,000	7,178,971	2,821,029
FireSmart	10,500,000	5,801,557	4,698,443
Miscellaneous funding	606,263	606,263	-
Total 2016 Wildfire Project Summary	\$ 301,075,248	\$ 266,037,880	\$ 35,037,368

* Actuals to date reflect submissions and costs being reviewed for submission.

2020 River Break Up

The Municipality has spent \$26.5 million in recoverable River Break Up costs since April 2020. To date, the Province has advanced \$20.0 million for reimbursable expenses under the Disaster Recovery Program and our insurance provider has advanced \$0.5 million.

Administration is working with the Province to quantify claims. The Disaster Recovery Program (DRP) project summary estimate is \$77.0 million. As of December 31, 2020, submissions in progress total \$25.9 million.

2020 River Break Up Recoverable Costs

April 24, 2020 to December 31, 2020

	DRP	Insurance	Total
Approved Submissions	\$ -	\$ (500,000)	\$ (500,000)
Submitted - Not Yet Approved	(1,790,263)	-	(1,790,263)
In Preparations	(24,114,202)	(124,688)	(24,238,890)
Total 2020 River Break Up Recoverable	(25,904,465)	(624,688)	(26,529,153)
Advances Received and Interest	20,000,000	500,000	20,500,000
Total 2020 River Break Up Costs			
Advanced (Unrecovered)	\$ (5,904,465)	\$ (124,688)	\$ (6,029,153)

2020 River Break Up Project Summary

April 24, 2020 to December 31, 2020

	RMWB Project Estimate	Actuals To Date *	Remaining
DRP Response (Operations and Infrastructure)	\$ 10,000,000	\$ 8,146,080	\$ 1,853,920
DRP Recovery (Operations and Infrastructure)	67,000,000	16,483,648	50,516,352
Insurance	500,000	624,688	(124,688)
Total 2020 River Break Up Project Summary	\$ 77,500,000	\$ 25,254,416	\$ 52,245,584

* Actuals to date reflect costs being reviewed for submission.

COVID-19

As of December 31, 2020, the Municipality has spent \$2.6 million in expenses resulting from the COVID-19 pandemic, of which we expect an estimated \$2.2 million to be covered by the Municipal Operating Support Transfer (MOST) grant.

In addition, we are currently reviewing lost revenues and other expenses that may be covered by the MOST grant.

COVID-19 Expense Summary For the Period Ending December 31, 2020

Expenses:	December Actual YTD
Wages and benefits (regular)	\$ 412,855
Overtime wages	538,567
Salaries, wages and benefits	951,422
Computer software	94,883
Consultant fees	14,378
Equipment rental and lease	15,128
Janitorial Services	291,035
Media Broadcasting	169,106
Network equipment repair and maintenance	13,447
Printing and binding	48,566
Virtual Town Hall service	263,332
Other contracted services	202,219
Contracted and general services	1,112,093
Consumables	148,561
Janitorial supplies	83,399
Medical supplies	217,742
Other equipment and supplies	93,417
Materials, goods, supplies and utilities	543,119
Total Expenses	\$ 2,606,634