

2025 Q3 FINANCIAL PERFORMANCE REPORT



REGIONAL MUNICIPALITY
OF WOOD BUFFALO

Table of Contents

- Municipal Operating Revenue and Expenses 3
 - Operating Revenues 4
 - Operating Expenses..... 5
 - Annual Projections 6
- Financial Position 7
 - Capital Project Spending 7
 - As of September 30, 2025 7
 - Bank and Reserves 8
 - Investments 9
- Grants 10
 - Annual Recurring Capital Grants..... 11
 - Annual Recurring Operating Grants..... 11
 - One-time Capital Grants..... 13
 - One-time Operating Grants..... 13
- Extraordinary Events..... 17
 - 2020 River Break Up 17
 - 2023 Fort Fitzgerald Fire 18
 - 2023 Rocky River Fire 19
 - 2024 MWF-017 20
- Appendix A..... 21
 - Annual Recurring Capital Grants..... 21
 - One-Time Capital Grants..... 22
- Appendix B 24
 - Capital Grant Applications Pending Approval..... 24
- Appendix C..... 25
 - Annual Recurring Operating Grants 25
 - One-Time Operating Grants 26
- Appendix D..... 29
 - Unsuccessful Grant Applications..... 29



MUNICIPAL OPERATING REVENUE AND EXPENSES

REGIONAL MUNICIPALITY OF WOOD BUFFALO Municipal Operating Revenues and Expenses For the Period Ending September 30, 2025

	September Actual YTD	September Budget YTD	Budget YTD Variance Increase (Decrease)	Annual Budget	Annual Projections	Annual Budget Variance Increase (Decrease)
Revenues:						
Net taxes available for municipal purpose	\$ 388,794,484	\$ 382,614,489	\$ 6,179,995	\$505,840,997	\$505,665,997	\$ (175,000)
Government transfers	16,686,510	15,785,034	901,476	20,391,998	20,324,769	(67,229)
Sales and user charges	50,403,789	46,228,434	4,175,355	61,644,929	66,077,338	4,432,409
Sales to other governments	3,834,101	3,777,335	56,766	5,032,291	5,171,434	139,143
Penalties and costs on taxes	7,370,264	7,265,661	104,603	8,401,548	8,401,548	-
Licenses and permits	2,601,936	1,519,709	1,082,227	2,118,007	2,922,217	804,210
Fines	1,131,003	952,700	178,303	1,210,000	1,370,000	160,000
Franchise and concession contracts	6,707,086	6,570,000	137,086	8,700,000	8,700,000	-
Return on investments	25,366,966	21,382,155	3,984,811	28,452,500	32,378,027	3,925,527
Rentals	991,147	873,659	117,488	1,143,352	1,227,352	84,000
Other	2,191,288	1,549,853	641,435	2,026,537	2,593,390	566,853
Transfers from reserves	10,187,885	543,875	9,644,010	598,625	10,146,185	9,547,560
	516,266,459	489,062,904	27,203,555	645,560,784	664,978,257	19,417,473
Expenses:						
Salaries, wages and benefits	192,117,968	191,918,521	199,447	254,028,163	255,856,566	1,828,403
Contracted and general services	61,421,974	64,756,161	(3,334,187)	85,928,462	88,698,203	2,769,741
Purchases from other governments	26,476,062	30,295,965	(3,819,903)	40,358,530	35,586,230	(4,772,300)
Materials, goods, supplies and utilities	28,838,717	30,987,197	(2,148,480)	40,646,007	41,011,707	365,700
Provision for allowances	7,180,160	7,931,825	(751,665)	8,991,600	7,971,600	(1,020,000)
Transfers to Other Governments	998,122	-	998,122	-	1,018,487	1,018,487
Transfers to local boards and agencies	51,080	50,000	1,080	80,000	80,000	-
Transfers to individuals and organizations	22,641,112	21,958,910	682,202	24,608,279	23,012,163	(1,596,116)
Transfers to facilities	21,495,751	21,137,210	358,541	21,137,210	22,651,210	1,514,000
Bank charges and short-term interest	489,071	271,260	217,811	363,530	603,530	240,000
Other	68,451	11,410	57,041	14,580	14,580	-
	361,778,468	369,318,459	(7,539,991)	476,156,361	476,504,276	347,915
Reserves:						
Transfers to reserves	171,072,870	169,159,422	1,913,448	169,404,423	188,072,870	18,668,447
	171,072,870	169,159,422	1,913,448	169,404,423	188,072,870	18,668,447
Operating surplus (deficit)	\$ (16,584,879)	\$ (49,414,977)	\$ 32,830,098	\$ -	\$ 401,111	\$ 401,111

Table 1: Revenue and Expenditures as of September 30, 2025 and Annual Projections

On December 4, 2024, Council for the Regional Municipality of Wood Buffalo approved the 2025 Budget, shown in the Annual Budget column of the table above. The September Year-to-date (YTD) Budget column reflects the portion of the 2025 Budget allocated to the first nine months of the year. The Budget YTD Variance column highlights the differences between these allocations and the actual results recorded as of September 30, 2025. The Annual Projections column presents the forecasted results at year-end, while the Annual Budget Variance column illustrates the difference between projected year-end results and the approved budget.



Operating Revenues

As of September 30, 2025, YTD operating revenues total \$516.3 million, exceeding the budgeted \$489.1 million by \$27.2 million. The variance is primarily driven by:

- **Net taxes for municipal purposes:** \$6.2 million above budget, reflecting the distribution of estimated assessment corrections and the actual recording of allowances.
- **Sales and user charges:** \$4.2 million higher, due to increased consumption and unbudgeted recycling revenue.
- **Licensing and permits:** \$1.1 million increase, stemming from unbudgeted connection fees, building permits for unexpected large commercial developments, and a land use agreement not anticipated during budget planning.
- **Return on investments:** \$4.0 million above plan, supported by favorable equity market performance.
- **Transfers from reserves for operations:** \$9.6 million over budget, reflecting carry-forward funding from prior years for initiatives such as the home equity program, downtown revitalization incentive program, and other operational projects.

Council approved a total revenue budget of \$645.6 million for 2025. The chart below illustrates operating revenues over the past four years, comparing budgeted amounts with actual revenues received. For 2025, YTD revenues of \$516.3 million are shown against both the YTD and annual budget figures.

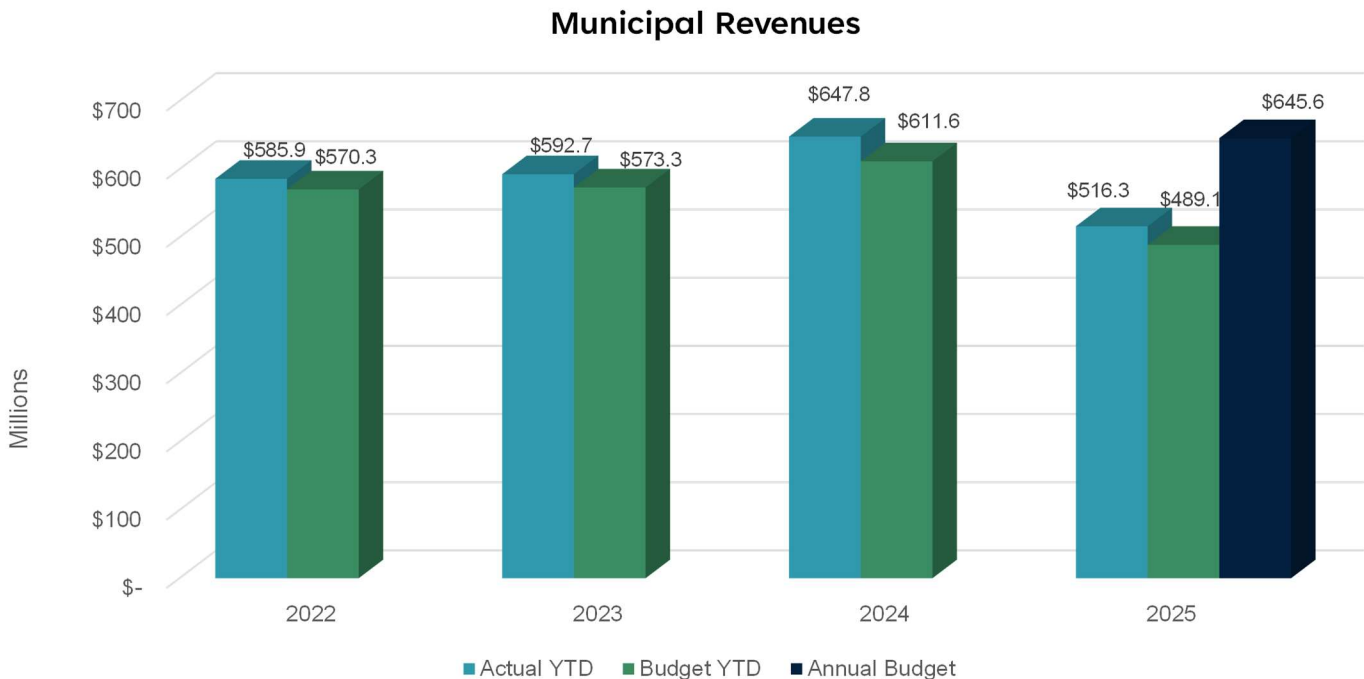


Figure 1: Municipal Revenue Comparison – Actuals to Budget 2022-2024 and YTD Actuals, YTD Budget and Annual Approved Budget for 2025



Operating Expenses

Operating expenses as of September 30, 2025, total \$361.8 million, coming in \$7.5 million below the YTD expense budget of \$369.3 million. The variance is mainly attributable to:

- **Contracted and general services:** \$3.3 million under budget, reflecting lower-than-expected spending on certain seasonal activities, the timing of budget allocations for the Fort Chipewyan Winter Road, and delays in commencing projects such as rural road assessments and trail repairs.
- **Purchases from other governments:** \$3.8 million below budget, driven by an unexpected reimbursement related to the RCMP contract and the deferred timing of anticipated contract increases.

Council approved a total operating expense budget of \$476.2 million for 2025. The chart below illustrates operating expenses over the past four years, comparing budgeted amounts with actual revenues received. For 2025, YTD expenses of \$361.8 million are shown against both the YTD and annual budget figures.

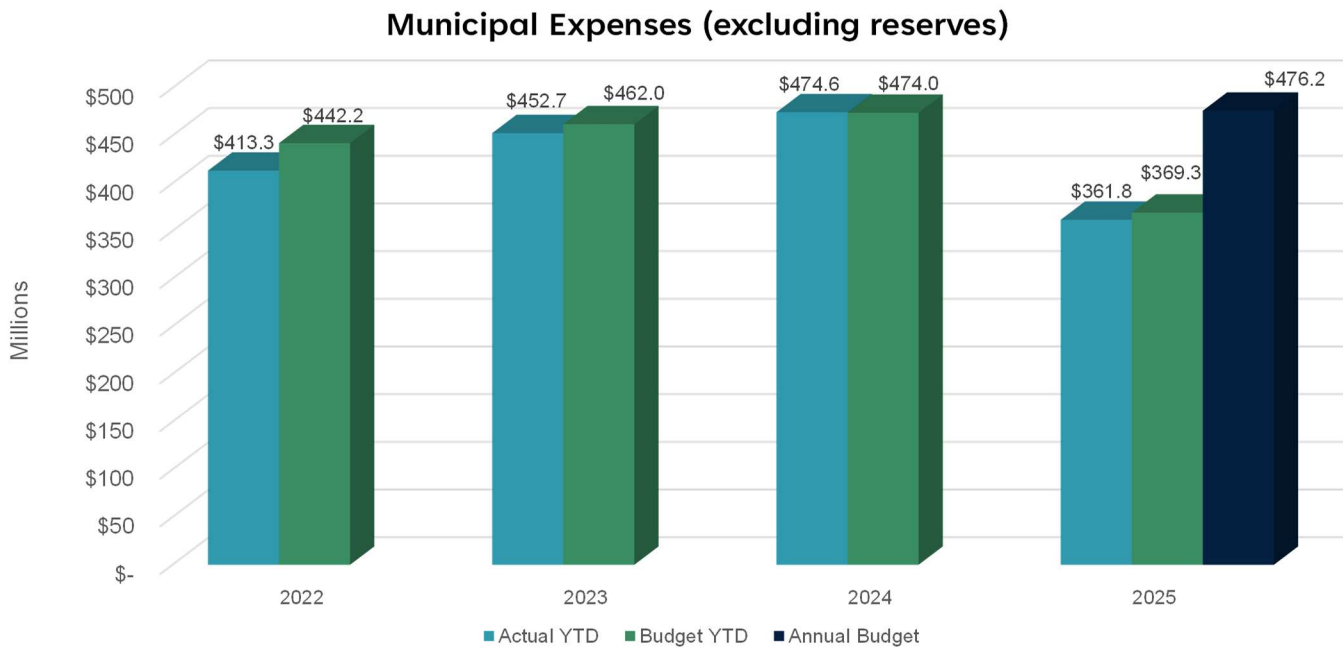


Figure 2: Municipal Expenses Comparison – Actuals to Budget 2022-2024 and YTD Actuals, YTD Budget and Annual Approved Budget for 2025



Annual Projections

Revenues are projected to be \$665.0 million, exceeding the approved budget by \$19.4 million. This projected variance is primarily driven by:

- **Sales and user charges:** \$4.4 million higher, due to increased consumption, budget distribution, and unbudgeted recycling revenue.
- **Return on investments:** \$3.9 million above plan, supported by favorable equity market performance.
- **Transfers from reserves for operations:** \$9.5 million over budget, reflecting carry-forward funding from prior years for priorities such as the home equity program, downtown revitalization incentive program, and other operational projects in progress.

Expenses are projected to total \$476.5 million, which is \$347,000 higher than the approved budget. This variance is driven by several factors:

- **Salaries, wages and benefits:** \$1.8 million over budget, primarily due to the home equity program, which is offset by revenue transfer from reserves for this purpose.
- **Contracted and general services:** \$2.8 million higher, primarily due to carryforward expenses that were offset by revenue that was transferred from reserves for operational purposes.
- **Purchases from other governments:** \$4.7 million under budget, driven by an unexpected reimbursement related to the RCMP contract and the deferred timing of anticipated contract increases budgeted for.
- **Provision of allowances:** \$1 million under budget, as the projections for property tax bad debt allowance have been reduced.
- **Transfer to Other Governments:** \$1 million over budget, primarily driven by the downtown revitalization incentive program and funding to the Fort McMurray Golf Course for waterline infrastructure.
- **Transfers to Individuals and Organizations:** \$1.6 million below budget, reflecting the discontinuation of the Community Plan on Homeless provincial grant.
- **Transfers to Facilities:** \$1.5 million over budget, driven by increases in operating grants for Vista Ridge and the Fort McKay Community Centre opening.

Transfers to reserves are projected to exceed the approved budget of \$169.4 million by \$18.7 million; this funding is available due to revenue in excess of budget. The majority this additional transfer is designated for the Asset Management Reserve, ensuring continued support for long-term infrastructure sustainability and lifecycle renewal.



FINANCIAL POSITION

Capital Project Spending

As of September 30, 2025

Project Name	% of YTD	
	2025 YTD Actual Spend	Total Capital Spending
Top 20		
Northside Twin Arena - Design and Construction	\$ 15,312,124	21.9%
Flood Mitigation – Construction	8,972,600	12.8%
Anzac Lagoon Expansion - Design and Construction	4,205,115	6.0%
Service Connection (Rural Water Sewer Servicing)	4,024,639	5.8%
Silin Forest Road Deep Utilities Upgrades	3,480,040	5.0%
Fort McMurray WTP Process Improvement Design & Construction	2,757,166	3.9%
Saunderson PRV & Lower Townsite Supply Line	2,024,918	2.9%
Fort McKay Road South Waterline	1,953,860	2.8%
Public Works North Facilities	1,901,623	2.7%
Gregoire Storm Outfall Structure - Construction	1,633,136	2.3%
Fleet Light Equipment Replacements (2023)	1,559,443	2.2%
Regional Control System Replacements - Design & Construction	1,455,372	2.1%
2023 Fleet Heavy Equipment Replacements	1,331,046	1.9%
Waterfront Park	1,229,520	1.8%
Fort McKay Community Centre	1,127,812	1.6%
Flood Mitigation - Predesign/Design	1,002,022	1.4%
Fort McKay Range Road 1109 Improvements - Design and Construction	870,953	1.3%
Spray Park Replacement Program - Design Build	781,151	1.1%
Land Acquisition 2021	748,000	1.1%
RES Data Management System - Replacement	746,324	1.1%
All Other Projects (86 projects)	12,797,481	18.3%
Total Capital Spending (91 projects)	\$ 69,914,345	100.0%

Table 2: YTD Capital Project Expenditures

In December 2024, Council approved a 2025 capital budget of \$166.2 million. Following amendments approved since January 1, 2025, the budget has been revised to \$189.0 million. As of September 30, 2025, \$69.9 million has been spent on capital initiatives, including multi-year projects. The three largest projects by expenditure include the Northside Twin Arena - Design and Construction, Flood Mitigation - Construction, and Anzac Lagoon Expansion Design and Construction, which account for 40.7% of the YTD capital spend.

The \$69,914,345 YTD actual spend on capital project delivery is comprised of \$60,290,291 from the 2025 Approved Capital Budget, as well as \$9,624,054 being spent on the delivery of 2024 & Prior Approved Capital Projects.



Bank and Reserves

Bank

As of September 30, 2025

(in millions)

Cash	
Operating - Bank Balance	\$ 279.5
Investments (excluding accrued interest)	1,129.2
Total Cash	1,408.7
Committed Funds	
Operating and Capital Requirements Committed	
Net payable (receivable)	32.3
Operating requirements (Annual Projections - YTD actuals)	40.8
Capital requirements (Future Years Council approved capital plan)	287.5
	360.6
Deferred Revenue	
Grants	48.1
Developer Agreements	3.3
Offsite Levies	5.1
	56.5
Reserves	
Committed Funds	
Capital	420.5
Add: minimum uncommitted Capital Infrastructure Reserve	50.0
Emerging Issues	121.8
Add: minimum uncommitted Emerging Issues Reserve	50.0
Operating	76.4
	718.7
Total Committed Funds	1,135.8
Remaining	\$ 272.9

Table 3: Bank and reserve position as of September 30, 2025, in Millions

As of September 30, 2025, the Municipality's cash position, including bank holdings and investments, totals \$1,408.7 million. Investments are reported at book value, net of \$25.6 million in accrued interest (see Table 4). Commitments against this balance include \$360.6 million for operating and capital requirements, \$56.5 million in deferred revenues (funds received in advance but earmarked for future spending), and \$718.7 million in committed reserve funds.



Investments

The Municipality's investment portfolio is managed in compliance with the *Municipal Government Act* and the FIN-140 Investment Policy. Core objectives of the portfolio remain the preservation of capital, the maintenance of sufficient liquidity to meet cash-flow needs, and the achievement of a competitive rate of return.

As of September 30, 2025, the Municipality's total investment balance was \$1,154.8 million. Of this, \$93.6 million is held in short-term investments which will mature within one year, \$508.9 million is held in medium-term investments which will mature within 1-5 years, and \$526.7 million is held in long-term investments which are expected to mature over 5 years from now. The \$25.6M accrued interest represents the interest earned to date that will be paid to the Municipality at a future date.

Type:	Book Value @ June 30, 2025	Book Value @ Sept 30, 2025	Market Value @ Sept 30, 2025
Cash	\$ 15.1	\$ 22.7	\$ 22.7
Government bonds and GIC's	670.4	666.6	647.2
Corporate bonds	438.0	439.9	442.9
Accrued interest	23.8	25.6	25.6
Total	\$ 1,147.3	\$ 1,154.8	\$ 1,138.4

Table 4: Investment Holdings, in Millions

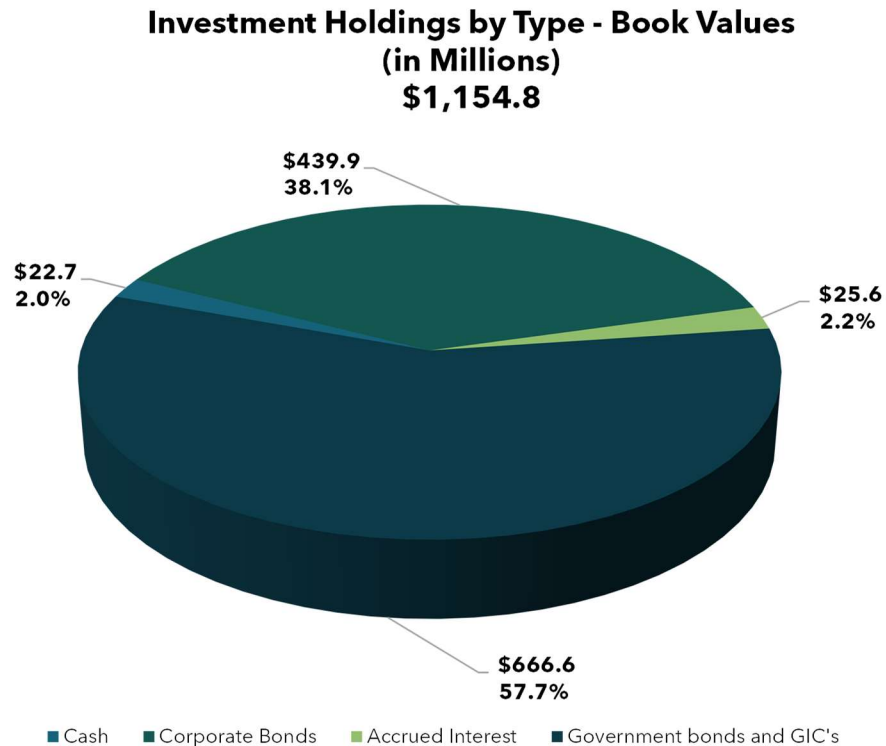


Figure 3: Investment Holdings by Type



GRANTS

Grant Administration continues to provide vital support to the Municipality by identifying, securing, and overseeing external funding opportunities that help reduce reliance on municipal reserves. The program remains focused on strengthening grant applications, ensuring adherence to reporting requirements, and monitoring the progress of all active and pending funding streams.

As of September 30, 2025, the Municipality has been awarded or received grants totaling \$37.5 million, consisting of \$31.2 million in capital grants and \$6.3 million in operating grants. Detailed information on grants received in 2025 is presented on the following pages. For a comprehensive record of grants awarded, in progress, or declined during the period 2023–2025, please refer to Appendices A through D.

**2025 Year-to-date Capital and Operating Grants
(in millions)
\$37.5**

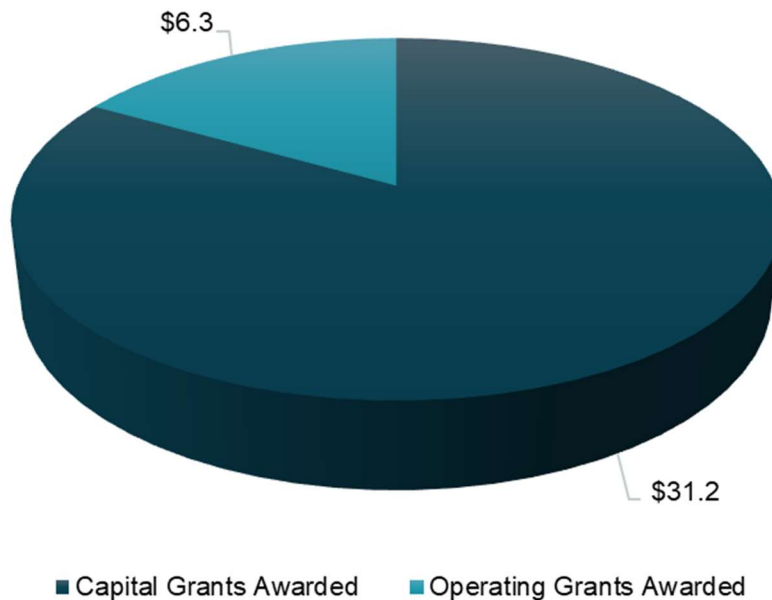


Figure 4: Grants by Category



Annual Recurring Capital Grants

- The 9-1-1 Grant Program is designed to support municipalities in maintaining and improving emergency communications systems. Its intent is to ensure reliable, modern, and compliant 9-1-1 services by funding eligible costs such as system upgrades, network enhancements, equipment replacement, and other activities that strengthen public safety response. In 2025, \$0.07 million was awarded to the Municipality to fund a combination of capital and operating initiatives.
- The Canada Community Building Fund, a federal grant, awarded \$4.4 million to the Municipality in 2025 to fund capital projects including the Northside Twin Arena and Silin Forest Road Deep Utilities Upgrade. Previously awarded grants through this fund total \$6.4 million in 2024 and \$7.0 million in 2023. The grant allocation has decreased due to the province calculating the allocation using population as a key factor.
- The Canada Public Transit Fund supports municipalities in expanding and modernizing public transit infrastructure to improve service, accessibility, and sustainability. It aims to reduce congestion and emissions by helping communities build reliable, efficient transit systems. In November of 2024, the RMWB's application to the Canada Public Transit Fund for the Baseline Funding was successfully chosen as a funding recipient. While the total awarded grant is \$6.5 million, the annual allotments will be paid over a 10-year period, commencing in 2026. At that time the Municipality will receive an annual payment in the amount of \$0.65 million.
- The Local Government Fiscal Framework, a provincial grant, awarded \$20.5 million to the Municipality in 2025 to fund capital projects including Saunderson Pressure Reducing Valve, Anzac Lagoon Expansion, Northside Twin Arena and the Waterfront Park. In 2024, \$18.0 million was awarded through this grant stream. This grant replaces what was previously referred to as the Municipality Sustainability Initiative (MSI) grant program.

Annual Recurring Operating Grants

- Celebrate Canada is a program that provides funding for community-based activities that celebrate and promote various national days. In 2025, \$0.021 million was awarded to specifically fund the Municipality's Canada Day celebrations.
- Family and Community Support Services (FCSS), a provincial grant, awarded \$2.0 million in 2025; previously awarded grants through this fund totaled \$2.0 million in 2024 and \$1.9 million in 2023. This grant program funds up to 80% of the qualifying social service expenditures incurred by the Municipality, many of which are administered by local non-profit organizations who rely on grant funding from the Municipality.
- The Municipal and Indigenous Police Service grant supports both the Victim Services Municipal Program, as well as the Indigenous Police Services Program. The Municipality was awarded \$1.2 million in 2025 to support expenses for the period of April 1, 2024, through to March 31, 2027 and will be paid in annual installments of \$0.40 million.
- The Municipal Climate Resiliency Grant provides funding to projects that support communities in adapting to a changing climate and extreme weather events such as floods and wildfires. The Municipality was the recipient of \$0.20 million in 2025 through this program.



- The Outreach and Support Services Initiative is a provincial grant that provides funding for outreach, support services and housing related help for people experiencing homelessness within the Municipality. In 2025, \$0.20 million was received by the RMWB to support initiatives according to program guidelines
- Reaching Home: Canada’s Homelessness Strategy, a federal grant, awarded \$2.1 million in 2025 to assist with the Municipality’s Community Housing Plan. In both 2024 and 2023, \$1.9 million was awarded through this grant program. With this grant, a minimum of 85% of the grant proceeds are issued directly to non-profit organizations.
- The Victims of Crime Fund has multiple streams; the Municipality is specifically funded through the Grants to Victims Services and Indigenous Victims Outreach Specialist program. The Municipality was awarded \$0.007 million in 2025 through this grant fund.

The following chart illustrates the funding received over the past three years, by type, pertaining to annual recurring grants:

Annual Recurring Capital and Operating Grants

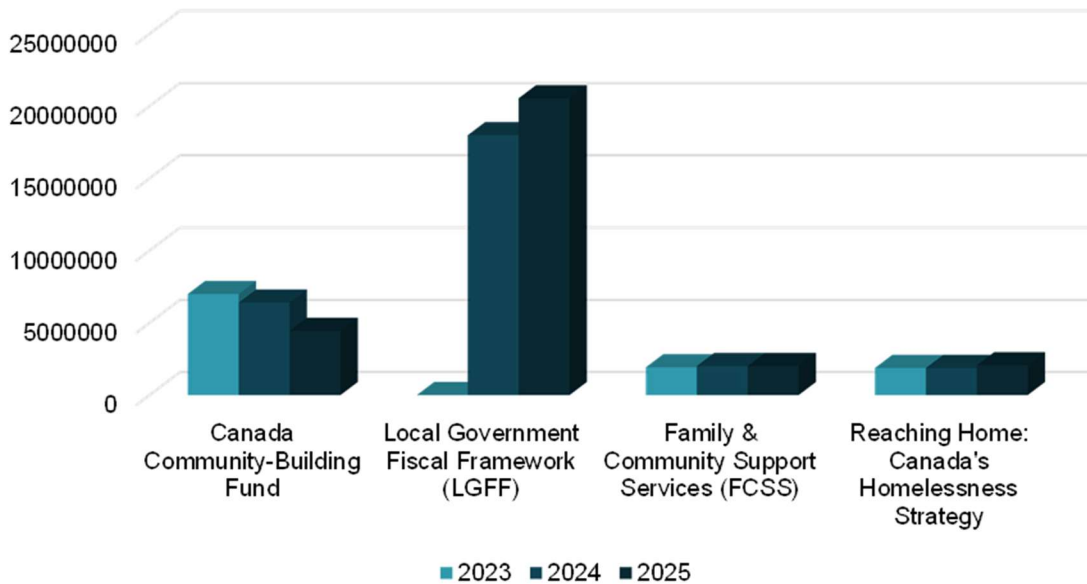


Figure 5: Annual Recurring Grant Comparison by Type, 2023-2025



One-time Capital Grants

This section outlines the one-time capital grants awarded in 2025 to support municipal programs and infrastructure initiatives. For context, a full listing of grants awarded or received in 2024 and 2023 is provided in the appendices. These allocations are classified as “one-time grants,” meaning they are issued for a single year and are not automatically renewed. Where applicable, the Municipality must submit new applications annually to be considered for future funding, with no guarantee of ongoing support.

- The Alberta Drought and Flood Protection Program (DFPP) is a multi-year grant program to help municipalities and Indigenous communities improve their long-term resilience to drought and flood events by helping fund the design and construction of projects that protect critical infrastructure from flooding and drought, helping to ensure public safety is protected. The DFPP approved \$10 million in funding for the Fort McKay Water Supply Infrastructure Rehabilitation project in 2024, with \$5.0 million funding approved for 2024 through 2025 and the remaining \$5.0 million in funding approved for 2025 through 2026.
- The Community Energy Conservation Program is a grant program that provides financial rebates to municipalities to help identify energy-saving opportunities and implement retrofit projects in municipally owned facilities. Applications were submitted and approved for Vista Ridge Snow Bright Project, as well as retrofit projects at both Centrefire Place and Frank Lacroix Arena, resulting in a total of \$0.4 million being awarded in 2025 for these initiatives.
- The Enabling Accessibility Fund (EAF) provides funding for projects that make Canadian communities and workplaces more accessible for persons with disabilities. The EAF supports Canada's Disability Inclusion Action Plan, and particularly Pillar 3 - Accessible and Inclusive Communities. The Municipality was awarded \$0.125 million in 2025 to support capital initiatives related to this pillar.

One-time Operating Grants

This section outlines the one-time operating grants awarded in 2025 to support municipal programs and infrastructure initiatives. For context, a full listing of grants awarded or received in 2024 and 2023 is provided in the appendices. These allocations are classified as “one-time grants,” meaning they are issued for a single year and are not automatically renewed. Where applicable, the Municipality must submit new applications annually to be considered for future funding, with no guarantee of ongoing support.

- Forest Resource Improvement Associate of Alberta – Vegetation Management is a grant program that supports the mitigation of wildfire threats and management of vegetation in fire-prone areas. A total of \$0.6 million was awarded in 2025 for both the Conklin Vegetation Management and the Fort McMurray Vegetation Management initiatives, as well as the Timberlea & Wood Buffalo FireSmart Home Assessments Program.
- Low Income Transit Program is a provincial grant program that offers subsidized transit fares for eligible residents within the Municipality. In 2025, \$0.4 million was awarded under this program to support the Municipality's Low-Income Fare Transit bus pass program.



- Municipal Climate Resiliency Grant is a grant program that supports homeowners within the Municipality who have received a FireSmart home assessment to complete the recommended work. In 2025, a total of \$0.2 million was awarded to support the Municipality's FireSmart Home Action Rebate Program.
- Alberta Restorative Justice Grant – Justice Canada 2025 Victims and Survivors of Crime has awarded the Municipality total funding of \$0.04 million for the Wood Buffalo Restorative Justice Program. The Restorative Justice program provides a safe environment to promote healing after harm has occurred. The program aims to repair harm, rebuild relationships, and build community.
- The Alberta Day grant was awarded in 2025 in the amount of \$0.01 million to provide funding assistance designed to support Alberta Culture Days activities, events and promotions that engage public participation and inspire future involvement. This grant was awarded for "Voices of the North: A Celebration of Cultural Heritage".
- Enbridge Fueling Futures awarded the Municipality \$0.01 million in 2025. This funding stream is utilized to support the Home Fire Safety Program, which provides residents with alarm systems free of charge.
- FireSmart Alberta and FireSmart Canada, which are part of the overall Community Wildfire Mitigation Grant Program, awarded the Municipality \$0.075 million to use towards directly supporting wildfire mitigation projects through community FireSmart teams for vegetation maintenance work in Fort McMurray.
- The Victims of Crime fund awarded the Municipality \$0.007 million in 2025 to support the Victims and Survivors of Crime Week project.



The following chart illustrates select one-time capital grants by type over the past three years:

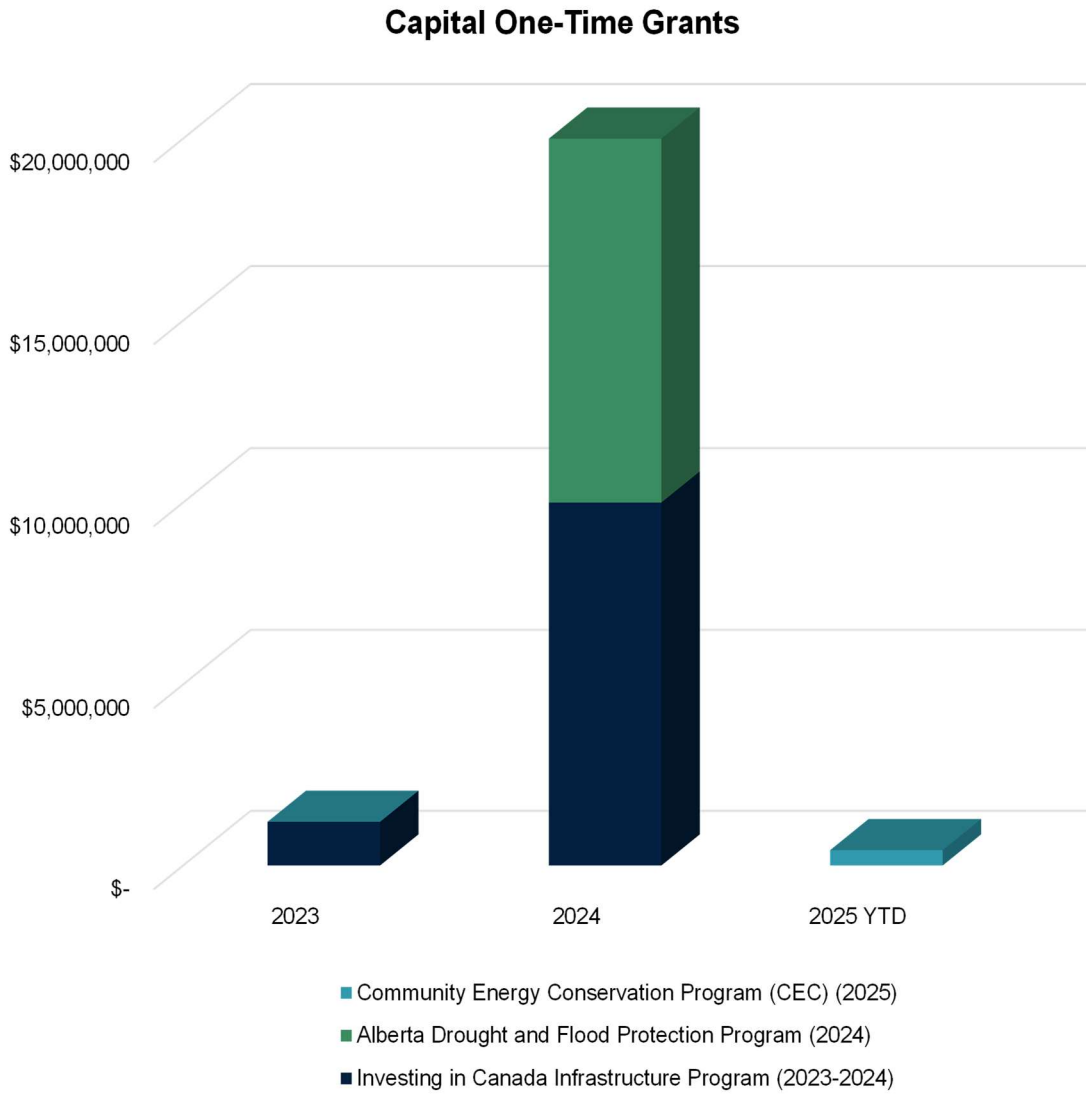


Figure 6: One-Time Grants by Type, 2023- 2025



The following chart illustrates the one-time operating grants by type received over the past three years.

Operating One-Time Grants

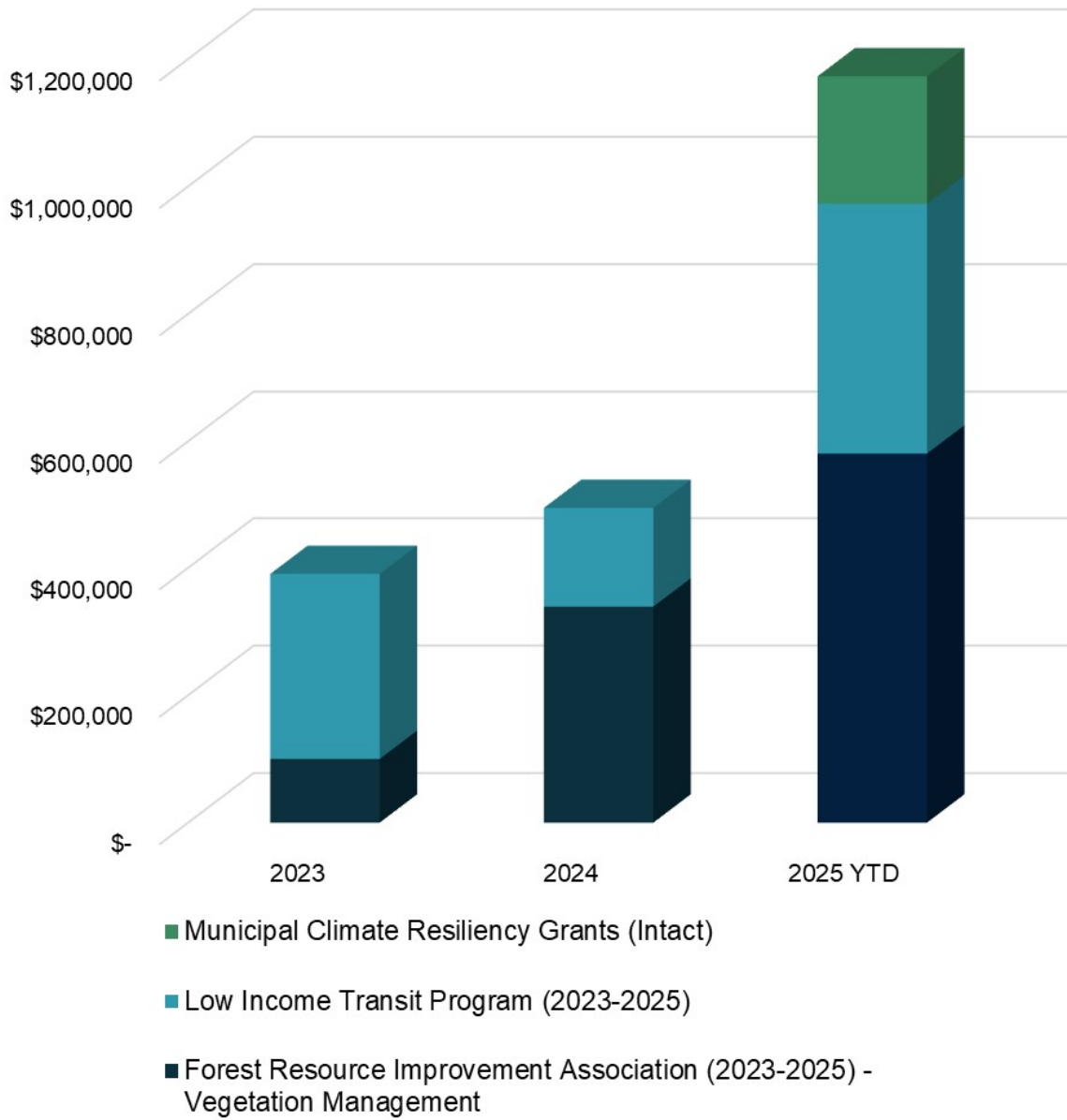


Figure 7: One Time Operating Grants by Type, 2023-2025



EXTRAORDINARY EVENTS

2020 River Break Up

The Municipality has spent \$34.6 million on recoverable River Break Up (RBU) costs since April 2020. To date, the GOA has advanced \$20.0 million for reimbursable expenses under the Disaster Recovery Program (DRP), and the Municipality's insurance provider has advanced \$0.5 million towards RBU costs incurred.

The RBU project summary estimate was \$33.3 million, which represented both DRP and Insurance estimates. Administration is continuing to work with the GOA to quantify claims. As of September 30, 2025, \$33.3 million has been submitted to DRP, with the remaining costs incurred (\$1.3 million) will form part of the ongoing insurance claim.

2020 River Break Up Recoverable Costs April 24, 2020 to September 30, 2025

	DRP	Insurance	Total
Approved Submissions	(18,695,632) \$	(1,316,654) \$	(20,012,286)
Submitted - Not Yet Approved	(14,588,443)	-	(14,588,443)
In Progress	-	-	-
Total 2020 River Break Up Recoverable	(33,284,075)	(1,316,654)	(34,600,729)
Advances Received	20,000,000	500,000	20,500,000
Total 2020 River Break Up Costs Advanced (Unrecovered)	\$ (13,284,075) \$	(816,654) \$	(14,100,729)

2020 River Break Up Project Summary April 24, 2020 to September 30, 2025

	RMWB Project Estimate	Actuals To Date	Remaining
DRP Response	\$ 10,500,000 \$	12,896,965 \$	(2,396,965)
DRP Recovery	21,800,000	20,469,306	1,330,694
Insurance	1,000,000	1,316,654	(316,654)
DRP Ineligible Expenses		(82,196)	82,196
Total 2020 River Break Up Project Summary	\$ 33,300,000 \$	34,600,729 \$	(1,300,729)

* Note: 2020 River Break Up event will be reimbursed through DRP at 100% of approved costs.

Table 5: Status of Recoverable Costs and Project Summary – 2020 River Breakup



2023 Fort Fitzgerald Fire

The Municipality spent \$1.4 million on supporting evacuees from the Northwest Territories (NWT) during the 2023 Fort Fitzgerald Fire. This is considered a Mutual Aid claim, with expenses to be submitted directly to the GOA, who will then invoice NWT. As of September 30, 2025, the Municipality has been fully reimbursed for all expenses incurred during this event.

2023 Fort Fitzgerald Mutual Aid Recoverable Costs August 14, 2023 to September 30, 2025

	Mutual Aid	Insurance	Total
Approved Submissions	\$ 1,427,847	\$ -	\$ 1,427,847
Submitted - Not Yet Approved	-	-	-
In Progress	-	-	-
Total 2023 Fort Fitzgerald Mutual Aid Recoverable	1,427,847	-	1,427,847
Advances Received	-	-	-
Total 2023 Fort Fitzgerald Mutual Aid	\$ 1,427,847	\$ -	\$ 1,427,847

* Note: 2023 NWT Mutual Aid event will be reimbursed through DRP at 100% of approved costs.

2023 Fort Fitzgerald Mutual Aid Project Summary August 14, 2023 to September 30, 2025

	RMWB Project Estimate	Total Approved Submissions	Project Balance due to RMWB*	Actuals To Date	Expected Eligible Actuals*
DRP Response	\$ 1,427,847	\$1,427,847	\$ -	\$ 1,427,847	\$ -
Insurance	-	-	-	-	-
Total 2023 Fort Fitzgerald Mutual Aid	\$ 1,427,847	\$ 1,427,847	\$ -	\$ 1,427,847	\$ -

Table 6: Status of Recoverable Costs and Project Summary – Fort Fitzgerald Mutual Aid



2023 Rocky River Fire

The Municipality's application to the DRP regarding the 2023 Rocky River Fire has been approved. Estimated costs total \$8.2 million and the collection of expense related invoices is underway. The Municipality will be reimbursed through DRP at 90% of approved costs for the event (\$7.4 million). At this time, there is no insurance component for this event.

2023 Rocky River Fire Recoverable Costs May 30, 2023 to September 30, 2025

	DRP	Insurance	Total
Approved Submissions	\$ -	\$ -	\$ -
Submitted - Not Yet Approved	-	-	-
In Progress	4,324,057	-	4,324,057
Total 2023 Rocky River Fire Recoverable	4,324,057	-	4,324,057
Advances Received	-	-	-
Total 2023 Rocky River Fire Costs	\$ 4,324,057	\$ -	\$ 4,324,057

2023 Rocky River Fire Project Summary May 30, 2023 to September 30, 2025

	RMWB Project Estimate	Total Approved Submissions	Project Balance due to RMWB*	Actuals To Date	Expected Eligible Actuals*
DRP Response	\$ 8,200,000	\$ -	\$ 7,380,000	\$ 4,324,057	\$ 7,380,000
DRP Recovery	-	-	-	-	-
Insurance	-	-	-	-	-
Total 2023 Rocky River Fire Project	\$ 8,200,000	\$ -	\$ 7,380,000	\$ 4,324,057	\$ 7,380,000

* Note: 2023 Rocky River Fire will be reimbursed through DRP at 90% of approved costs.

Table 7: Status of Recoverable Costs and Project Summary – 2023 Rocky River Fire



2024 MWF-017

The Municipality's application to the DRP regarding the 2024 MWF-017 Fire, which led to an evacuation of some neighborhoods within Fort McMurray, has been approved. Estimated costs total \$2.7 million and the collection and review of expense related invoices is underway. The Municipality will be reimbursed through DRP at 90% of approved costs for the event (\$2.4 million). At this time, there is no insurance component for this event.

2024 MWF-017 Recoverable Costs May 14, 2024 to September 30, 2025

	DRP	Insurance	Total
Approved Submissions	\$ -	\$ -	\$ -
Submitted - Not Yet Approved	-	-	-
In Progress	241,954	-	241,954
Total 2024 MWF-17	241,954	-	241,954
Advances Received	-	-	-
Total 2024 MWF-017 Advanced (Unrecovered)	\$ 241,954	\$ -	\$ 241,954

2024 MWF-017 Project Summary May 14, 2024 to September 30, 2025

	RMWB Project	Total Approved Submissions	Project Balance due to RMWB*	Actuals To Date	Expected Eligible Actuals*
DRP Response	\$ 2,661,767	\$ -	\$ 2,395,590	\$ 241,954	\$ 2,395,590
DRP Recovery	-	-	-	-	-
Insurance	-	-	-	-	-
Total 2024 MWF-017	\$ 2,661,767	\$ -	\$ 2,395,590	\$ 241,954	\$ 2,395,590

* Note: 2024 MWF-017 Fire will be reimbursed through DRP at 90% of approved costs.

Table 8: Status of Recoverable Costs and Project Summary – MWF-017



APPENDIX A

As of September 30, 2025

Annual Recurring Capital Grants

Annual Recurring Capital Grants	2025 YTD	2024	2023	Information
9-1-1 Grant	\$ 702,439	\$ 705,835	\$ 679,914	The objective of the 911 Grant Program is to strengthen and support local delivery of 911. The program's Fiscal year period is July 1- June 30.
Canada Community Building Fund	4,442,836	6,400,254	6,991,789	The Federal Canada Community-Building Fund (CCBF) provides predictable, long-term, stable funding for local governments to help build and revitalize public infrastructure while creating jobs, addressing housing challenges, and fostering long-term prosperity. The CCBF agreement between Canada and Alberta covers 2024-25 to 2033-34 funding. The program provides conditional grants for capital-related projects that meet the program's eligibility criteria.
Canada Public Transit Fund	-	-	-	In November of 2024, the RMWB's application to the Canada Public Transit Fund for the Baseline Funding was successfully chosen as a funding recipient. While the total awarded grant is \$6,448,780, the annual allotments will be paid over a 10 year period, commencing in 2026. At that time the Municipality will receive an annual payment in the amount of \$644,878.
Local Government Fiscal Framework (LGFF)	20,538,726	17,983,705	14,654,149	In 2024, the Municipal Sustainability Initiative (MSI) grant program was expanded and renamed to the LGFF program. The new program has two components which supports both Operating and Capital projects. In 2025, the Operating allocation is \$1.8M and Capital is \$18.7M.
Total Annual Recurring Capital Grants	\$ 25,684,001	\$ 25,089,794	\$ 22,325,852	

One-Time Capital Grants

One-Time Capital Grants	2025 YTD	2024	2023	Information
Active Transportation Fund (ATF)	\$ -	\$ -	\$ 100,000	Infrastructure Canada awarded \$50K towards each of two projects: Active Transportation Trail Phase 2 and Prairie Creek Perimeter Trail.
Alberta Drought and Flood Protection Program (DFPP)	5,000,000	5,000,000	-	The Drought and Flood Protection Program (DFPP) is a multi-year grant program to help municipalities and Indigenous communities improve their long-term resilience to drought and floods events. The DFPP will help fund the design and construction of projects that protect critical infrastructure from flooding and drought and help to ensure public safety is protected. In 2024, DFPP approved funding for \$10.0 million for Fort McKay Water Supply Infrastructure Rehabilitation with \$5.0 million received in 2024, and \$5.0 million received in 2025.
Community Energy Conservation Program (CEC)	421,694	-	-	The Community Energy Conservation (CEC) program provides financial rebates to municipalities to help identify energy-saving opportunities and implement retrofit projects in municipally-owned facilities. The application was submitted for the Vista Ridge Snow Bright project, the Centerfire Retrofit project and the Frank Lacroix Energy Conversation project.
Enabling Accessibility	125,000	-	-	The Enabling Accessibility Fund (EAF) provides funding for projects that make Canadian communities and workplaces more accessible for persons with disabilities. The EAF supports Canada's Disability Inclusion Action Plan, in particular Pillar 3 - Accessible and Inclusive Communities. The application is submitted for Accessibility Audit Improvement.
Investing in Canada Infrastructure Program (ICIP) COVID-19 Resilience	-	10,000,000	1,200,000	This grant is awarded to support a multitude of infrastructure project to assist communities to overcome the impacts of the Covid-19 pandemic. The projects and amount awarded for 2024 are as follows: Fort Chipewyan Six Bay Garage & Animal Control Facility Phase 2 in the amount of \$4.3 million, Conklin Water Treatment Plant Upgrades for \$3.1 million, Reflections Lookout in the amount of \$1.5 million, and Building Management Automation System for \$1.1 million. In 2023, \$1.2 million was awarded to fund the Saprae Creek Trail Rehabilitation project as well as the Kiyam Community Park project.
Total One-Time Capital Grants	\$ 5,546,694	\$ 15,000,000	\$ 1,300,000	

Total Capital Grants

	2025 YTD	2024	2023
Total Annual Recurring Capital Grants	\$ 25,684,001	\$ 25,089,794	\$ 2,232,582
Total One-Time Capital Grants	\$ 5,546,694	\$ 15,000,000	\$ 1,300,000
Total Operating Grants	\$ 31,230,695	\$ 40,089,794	\$ 3,532,582

APPENDIX B

As of September 30, 2025

Capital Grant Applications Pending Approval

Capital Grant Applications Submitted	Amount	Information
Canada Housing Infrastructure Fund	\$ 11,800,000	The application submitted is for Fort McKay Raw Water Supply Infrastructure
Environmental Damages Fund	504,620	The Environmental Damages Fund (EDF) is a specified purpose account administered by Environment and Climate Change Canada (ECCC). We applied under this program for our Watercourse Crossing Restoration project.
Forest Resource Improvement Association of Alberta(FRIAA)	1,472,250	The application is for Fireguard project for Janvier community
Total Capital Grant Applications in Progress	\$ 13,776,870	

APPENDIX C

As of September 30, 2025

Annual Recurring Operating Grants

Annual Recurring Operating Grants	2025 YTD	2024	2023	Information
Canadian Heritage	\$ -	\$ 30,000	\$ 40,000	The funding awarded in 2024 through the Celebrate Canada Program was used to fund the Canada Day Parade.
Celebrate Canada	21,000	\$ -	\$ -	The Celebrate Canada program provides funding for community-based activities that celebrate and promote various national days. \$0.021 million was awarded in 2025 for the Canada Day celebrations.
Family & Community Support Services (FCSS)	2,011,116	2,011,116	1,924,513	The latest Grant Agreement covers the period of January 1, 2023 - December 31, 2025 with an awarded total of \$6.0 million.
Municipal and Indigenous Police Service- Victim Services	400,000	400,000	-	The total awarded grant of \$1.2M covers both Victim Services Municipal and Indigenous Police Services Program for the period of April 1, 2024 to March 31, 2027. The funds will be allocated in three equal annual payments in the amount of \$0.40 million.
Municipal Climate Resiliency Grants (MCRG)-Intact Financial Corp.	200,000	-	-	The Municipal Climate Resiliency Grants will provide funding to projects that help people and communities adapt to a changing climate and extreme weather events, such as floods and wildfires. This grant is awarded to fund the "Firesmart Home Action Rebate Program"
Outreach and Support Services Initiative (OSS)	185,077	3,251,000	3,251,000	This is a Provincial grant that provides funding for outreach, support services and housing related help for people experience homelessness within the Municipality.
Policing Support Grant (PSG)	-	-	1,509,842	The Policing Support Grant (PSG) amalgamates these grants: Municipal Policing Assistance Grant (MPAG) and the Police Officer Grant (POG)
Reaching Home: Canada's Homelessness Strategy	2,063,848	1,877,246	1,877,246	This is Federal grant that provides funding to support local initiatives that prevent homelessness, including outreach, housing supports and community based services. There is a specific focus on Designated Rural Communities and Indigenous Homelessness
Victims of Crime Fund - Grant to Victims Services	7,000	-	299,000	This is a grant to provide services that benefit victims during their involvement with the criminal justice process.
Victims of Crime Fund - Indigenous Victims Outreach Specialist (IVOS)	-	-	100,000	This annual grant provides funding for support and services from an Indigenous Victims Outreach Specialist.
Total Annual Recurring Operating Grants	\$ 4,888,041	\$ 7,569,362	\$ 9,001,601	

One-Time Operating Grants

One-Time Operating Grants	2025 YTD	2024	2023	Information
Alberta Day	\$ 10,000	\$ -	\$ -	Funding assistance is designed to support Alberta Culture Days activities, events and promotions that engage public participation and inspire future involvement. This grant was awarded for "Voices of the North: A Celebration of Cultural Heritage"
Alberta Restorative Justice Grant (ARJG)	40,000	-	-	Justice Canada 2025 Victims and Survivors of Crime has awarded RMWB this funding for Wood Buffalo Restorative Justice program. Restorative Justice program provides a safe environment to promote healing after harm has occurred. The program aims to repair harm, rebuild relationships, and build community.
Alberta Community Restorative Justice Grant (ACRJ)	-	50,000	50,000	Funding to assist in developing capacity to ensure Restorative Justice is available to all communities within the region.
Building Safer Communities Fund (BSCF)	-	-	714,186	In May 2023, Public Safety Canada awarded \$1.8 million to support RMWB's Creating Opportunities to Connect project over a 3-year period ending March 31, 2026, including \$0.70 million for the period of April 1, 2023 to March 31, 2024
Canadian Parks Recreation Association (CPRA) Green Jobs Initiative	-	5,062	5,062	This grant was awarded to fund a Summer Student Labourer position within the Parks department in 2024.
Careers The Next Generation-Youth Internship Program (YIIP)	-	-	7,500	The funding is to support the internship Co-Op Apprenticeship program.
Emergency Management Preparedness Planning	-	6,824	-	The funding is to support Enhancing Interoperability and Communication in Emergency program.
Enbridge Fueling Futures	10,000	20,000	10,000	Funding to support the Home Fire Safety Program, which provides residents with alarm systems free of charge.
Family & Community Support Services (FCSS) - Supplement	-	-	64,952	An amendment was made in the contract agreement to increase funding contribution for January 2023-December 2023 from \$1.9 million to \$2.0 million.
Fire Services Training Program Grant	-	-	4,347	Awarded to support costs of internal course delivery.
FireSmart Alberta	75,000	-	-	Regional Municipality of Wood Buffalo has been awarded funding under the Community Wildfire Mitigation Grant Program, a joint initiative of the Canadian Red Cross and FireSmart Alberta. This program is designed to directly support wildfire mitigation projects through community FireSmart teams for vegetation maintenance work in Fort McMurray.
Fire Smart Canada	500	1,000	-	The awarded amount is for wildfire community preparedness program, specifically aimed to support Wildfire Community Preparedness Day in Fort McMurray and Conklin.
FireSmart Home Action Rebate Program	-	-	-	Created from a grant from Intact Public Entities and Intact Financial Corporation, the FireSmart Home Action Rebate Program will help homeowners in the Region use fire-resistant materials in home upgrades.
Forest Resource Improvement Association of Alberta (FRIAA) Fire Smart Program - Assessments	50,000	55,000	-	The awarded grant is for FRIAA FireSmart Program, for Timberlea & Wood Buffalo FireSmart Home Assessments 2025 program. The grant will be used for summer students wages and paid on-call firefighters.

One-Time Operating Grants (continued)

One-Time Operating Grants (Continued)	2025 YTD	2024	2023	Information
Forest Resource Improvement Association of Alberta (FRIAA) Fire Smart Program - Fireguards	\$ -	\$ 32,250	\$ -	The awarded grant is for the Janvier Community Fireguard Program. The purpose of the program is to support the Provincial FireSmart Program initiative by funding the construction of community fireguards that provide for enhanced public safety and improved protection of at-risk communities.
Forest Resource Improvement Association of Alberta (FRIAA) Fire Smart Program - Vegetation Management	390,960	339,057	100,000	FRIAA awarded a total of \$0.40 million in 2025 for FireSmart Program Vegetation management. Of that, Fort McMurray and Conkling were both allocated \$0.20 million. The funding is to support the program mitigate wildfire threats and manage vegetation in fire-prone areas. The areas proposed in the application are identified in the 2022 RMWB Wildfire Mitigation Strategy as needing FireSmart vegetation management in order to reduce wildfire risk.
Forest Resource Improvement Association of Alberta (FRIAA)	189,720	-	-	The awarded grant is for Fort Chipewyan Vegetation Management. The purpose of the program is to support the Provincial FireSmart Program initiative by reducing approximately 15.81 hectares of wildland fuel loading around identified areas in Fort Chipewyan. Areas will be treated in such a manner that will reduce wildfire behaviour.
International Day of Persons with Disabilities Event Grant (IDPD)	-	-	1,500	Awarded for the Municipality's collaboration with RIC for IDPD event in November 2023.
Low Income Transit Program (LITP)	392,045	156,350	290,328	The Government of Alberta awarded RMWB's low-income Fare Transit (LIFT) bus pass program.
Municipal Climate Resiliency Grants (MCRG)-Intact Financial Corp.	200,000			This grant is utilized to support the Firesmart Home Action Rebate Program
New Horizon for Seniors Program (NHSP)	-	-	10,500	This grant was awarded to support the cost of advertising to reach out to volunteers for the RMWB Snow Angels Program.
Survivors of Crime	-	-	7,500	This grant was awarded to support the costs associated with Victims and Survivors of Crime week
TC Energy	-	-	7,200	TC Energy- Build Strong awarded this grant to the RMWB to support the Heavy Equipment Stabilization initiative.
Tree Canada	-	10,000	3,500	The awarded grant of \$10K in 2024 for Christina Gordon and St Martha School yard greening program and \$3.5K in 2023 for Dickinsfield school sites.
Victims of Crime	7,000	8,000	-	Regional Municipality of Wood Buffalo has been awarded \$0.007 million in fiscal year 2025-2026 for your Victims and Survivors of Crime Week project.
Women's Economic Recovery Challenge (WERC)	-	-	158,450	Through the WERC grant, the Government of Alberta funds initiatives that help women's economic opportunities by providing strategies and solutions to address barriers. An application was submitted for the Workplace Inclusion Charter - Expansion and Implementation project and was successful.
Total One-Time Operating Grants	\$ 1,365,225	\$ 683,543	\$ 1,435,025	

Total Operating Grants

	2025 YTD	2024	2023
Total Annual Recurring Operating Grants	\$4,888,041	\$7,569,362	\$9,001,601
Total One-Time Operating Grants	\$1,365,225	\$683,543	\$1,435,025
Total Operating Grants	\$6,253,266	\$8,252,905	\$10,436,626

APPENDIX D

As of September 30, 2025

Unsuccessful Grant Applications

Unsuccessful Capital and Operating Applications	2025	2024	2023	Information
New Horizon Senior Program	\$ 25,000			An application was subitted on September 12, 2024 for the Snow Angel Project. Due to the high interest in the program and limited funding, not all projects could be funded.
Disaster Mitigation and Adaptation Fund (DMAF)	\$ -	\$45,000,000	\$ -	An application was submitted July 2023. Our project was not selected due to high level of interest and application received.
Canada Summer Jobs	37,000	187,800	-	An application was submitted in January 2024. The application was unsuccessful due to high volume of applications and limited in funding.
Northern Regional Economic Development (NRED)	-	134,395	-	An application was submitted in April 2024. The application was unsuccessful as the program was highly competitive. Our project did not meet the program's objectives by the following: lack of partnership, disparity in the proposed budget, absence of cost protection plan, and no job creation.
Alberta Community Justice Grant (ACJ)	-	25,000	-	An application was submitted in February 2024 for the Restorative Justice Software Management. We were not successful due to significant volume of applications received and high demand for ACJ funding.
Northern Regional Economic Development Program (NRED)	-	-	200,000	An application was submitted in January 2023 for Downtown Wayfinding Entry Signs and Downtown Streetscape Improvements but we were unfortunately not a successful proponent.
Green and Inclusive Community Buildings Program (GICB)	-	1,899,839	-	An application was submitted for Centrefire Ice Plant in March 2023. Notice of unsuccessful letter was received in February 2024
Watercourse Crossing Remediation Grant Program administered by Alberta Forestry and Parks (AFP)	-	100,924	-	Application was submitted in October 2023. Notice of unsuccessful letter was received January 2024. Internal changes with the program occurred. No funding was selected for water crossing projects from all applicants.

Unsuccessful Grant Applications (continued)

Unsuccessful Capital and Operating Applications (Continued)	2025	2024	2023	Information
FCM through Green Municipal Fund - Stormwater project program	\$ -	\$ -	\$ 1,500,000	An application was submitted on July 21, 2023 for Gregoire Storm Outfall Structure. Notice of unsuccessful application was received August 23, 2023.
Green and Inclusive Community Buildings Program (GICB)	-	-	1,899,839	An application was submitted in February 2023 for the Centre Fire Ice Plant project. Notice of unsuccessful application was received on February 14, 2024.
Watercourse Crossing Remediation Grant Program administered by Alberta Forestry and Parks (AFP)	-	-	100,924	An application was submitted on October 15, 2023 for the Watercourse Crossing Remediation project. We received the unsuccessful of application letter on January 23, 2024.
Green and Inclusive Community Buildings Program (GICB)	-	-	18,827,144	An application was submitted in February 2023 for the Fort Mckay Community Centre project. We were informed that the application was not approved in July 2023.
Emergency Management Preparedness Program (EMPP)	-	-	25,000	In March 2023, an operating grant application was not approved for the project: Business Continuity Planning in the Private Sector - Building on Relationships and Resiliency in the RMWB.
Cooperative Investment Fund-Events and Festivals stream	-	-	100,000	This application was submitted to support the Barbegazi Festival coming to the RMWB in February 2024. We were informed that we were denied in October 2023.
Alberta Municipal Water/Wastewater Program (AMWWP)	-	-	2,700,000	In March 2022, an application was submitted for the Conklin Water Treatment Plant Upgrades - Construction project. Grant approval was not received under the March 2022 intake. The next annual AMWWP intake falls in November 2023, which is subsequent to the project's start date during the construction season of 2023. Therefore, a separate grant application was submitted under the ICIP COVID-19 Resilience Stream.
Federal Active Transportation Fund	-	-	9,810,000	An application was submitted in 2022 for the Snye Point Outdoor Event Space. We were informed that the application was not approved in January 2023.
Total Unsuccessful Capital and Operating Applications	\$ 37,000	\$47,347,958	\$ 35,162,907	

