

2023 Q4 FINANCIAL PERFORMANCE REPORT

MARCH 26, 2024



REGIONAL MUNICIPALITY
OF **WOOD BUFFALO**

Fort McMurray | ᓂᓕᐱᓄᓇ | Nistawâyâw | Elídlj Kué
Alberta T9H 2K4



Table of Contents


Municipal Operating Revenues and Expenses.....	4
Operating Revenues.....	5
Operating Expenses.....	5
Transfers to Reserves for Operations.....	5
Expenses.....	7
Financial Position	8
Capital Project Spending.....	8
Bank.....	9
Investments	10
Grants.....	11
Annually Recurring Grants.....	12
One-time Grants.....	14
Extraordinary Events.....	16
2023 Rocky River Fire	16
2020 River Break Up.....	16
2016 Wildfire.....	17
Appendix A.....	18
Capital Grants Awarded	18
Appendix B.....	19
Capital Grants in Progress.....	19
Appendix C.....	20
Operating Grants Awarded.....	20
Appendix D.....	22
Unsuccessful Grant Applications	22



Municipal Operating Revenues and Expenses

As of December 31, 2023

	2023 Actual	2023 Budget	2023 Budget Variance Increase (Decrease)
Revenues:			
Net taxes available for municipal purposes	\$ 460,521,777	\$ 460,608,800	\$ (87,023)
Government transfers	17,652,043	17,054,827	597,216
Sales and user charges	55,008,658	48,229,534	6,779,124
Sales to other governments	4,049,742	4,436,629	(386,887)
Penalties and costs on taxes	6,281,355	4,932,800	1,348,555
Licenses and permits	2,178,923	2,072,850	106,073
Fines	3,178,913	2,399,800	779,113
Franchise and concession contracts	8,534,636	8,600,000	(65,364)
Return on investments	28,852,515	19,694,000	9,158,515
Rentals	1,269,930	1,249,000	20,930
Other	3,927,826	2,839,200	1,088,626
Transfers from reserves for operations	1,194,334	1,151,000	43,334
	592,650,652	573,268,440	19,382,212
Expenses:			
Salaries, wages and benefits	251,455,334	242,903,211	8,552,123
Contracted and general services	79,351,139	101,854,112	(22,502,973)
Purchases from other governments	33,486,439	31,406,366	2,080,073
Materials, goods, supplies and utilities	38,326,334	41,908,551	(3,582,217)
Provision for allowances	6,771,822	4,986,400	1,785,422
Transfers to local boards and agencies	38,912	80,000	(41,088)
Transfers to individuals and organizations	23,733,053	24,859,885	(1,126,832)
Transfers to facilities	19,141,023	19,653,727	(512,704)
Bank charges and short-term interest	326,948	344,960	(18,012)
Other	55,649	21,860	33,789
	452,686,653	468,019,072	(15,332,419)
Reserves:			
Transfers to reserves for operations	122,766,751	105,249,368	17,517,383
	122,766,751	105,249,368	17,517,383
Operating surplus	\$ 17,197,248	\$ -	\$ 17,197,248



As of December 31, 2023, the Municipality is showing a \$17.2 million operating budget surplus. Revenues are \$19.4 million higher than budgeted, expenses are \$15.3 million lower than budgeted, and transfers to reserves for operations are \$17.5 million higher than budgeted.

Operating Revenues

Operating revenues are \$592.7 million, which is an increase of \$19.4 million over the budgeted amount of \$573.3 million. This is primarily a result of:

- Sales and User Charges – over budget by \$6.8 million due to unbudgeted 2023 user fee increases that were effective April 1st, higher than expected use of commercial water and sewer treatment services, and greater than budgeted Regional Landfill sales.
- Penalties and Costs on Taxes – over budget by \$1.3 million due to higher than anticipated overdue property taxes.
- Return on Investments – over budget by \$9.2 million due to higher than budgeted interest rates.
- Other Revenue – over budget by \$1.1 million mainly due to CUPE wages recoverable, WCB claims, and insurance reimbursement.

Operating Expenses

Operating expenses are \$452.7 million, which is \$15.3 million less than the budget of \$468.0 million. This is primarily a result of:

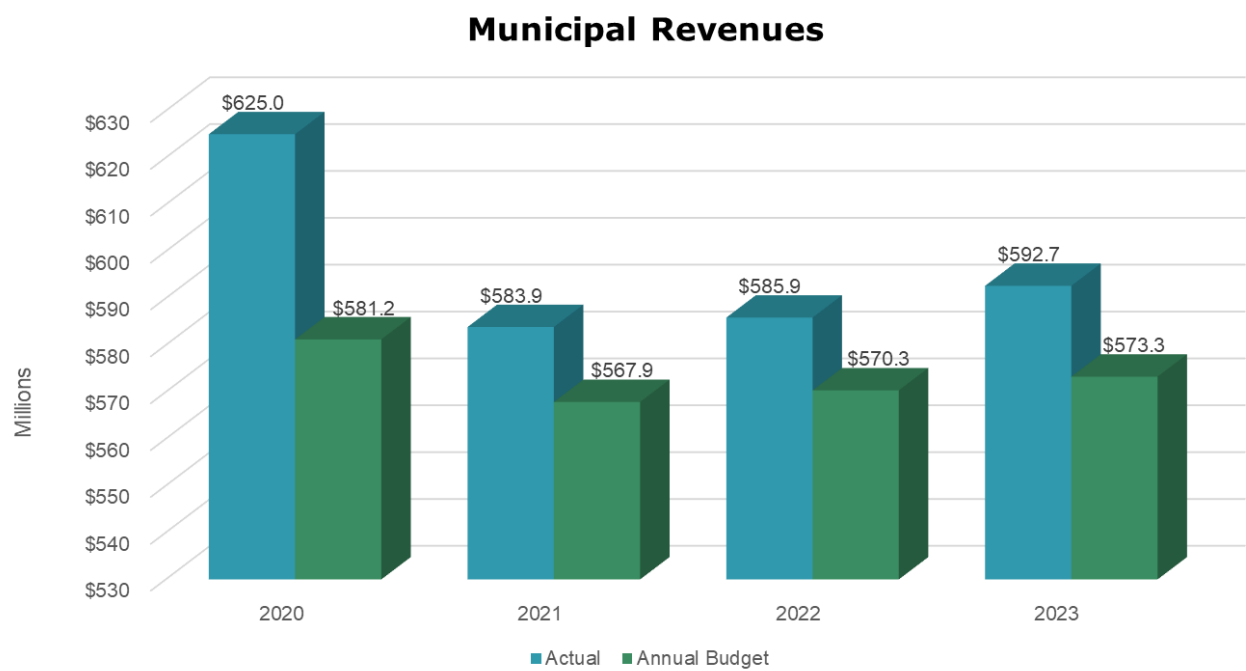
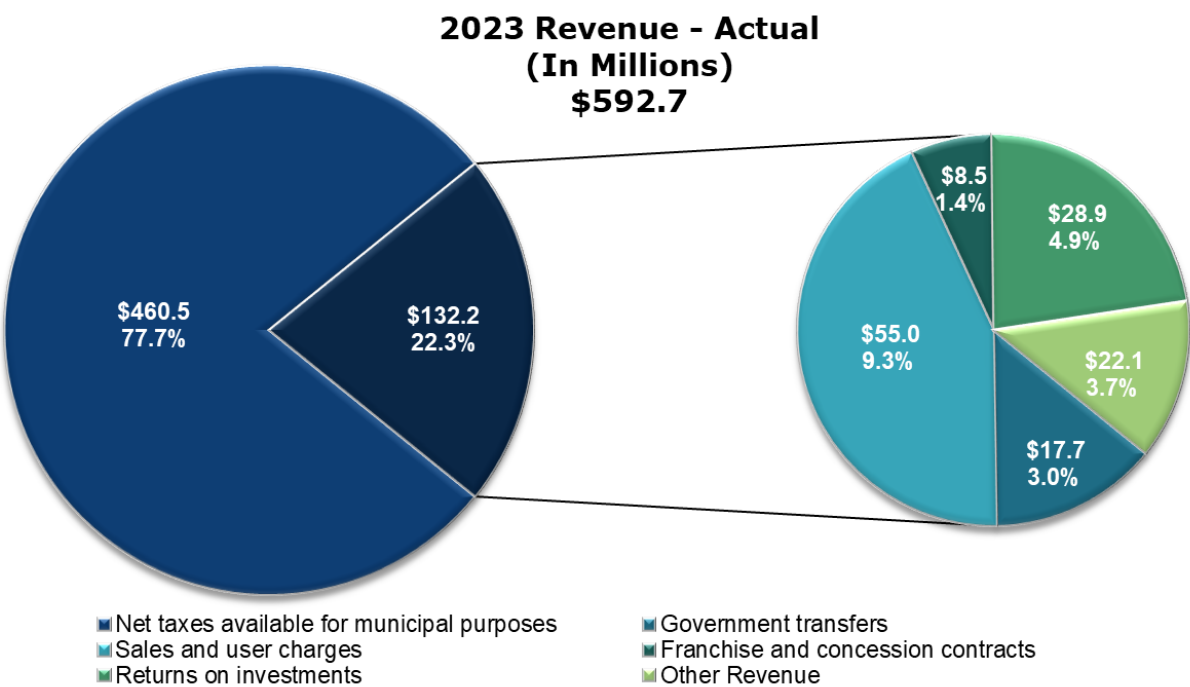
- Salaries, Wages and Benefits – over budget by \$8.6 million mainly due to retroactive wage adjustments following the signing of collective bargaining agreements.
- Contracted and General Services – under budget by \$22.5 million, of which \$4.5 million is due to unused annual operating contingency funding and \$18.0 million is mostly due to project delays. These project delays resulted in a carry forward of funds to 2024 totalling \$17.5 million (see transfers to reserves for operations below).
- Purchases from Other Governments – over budget by \$2.0 million due to an increase in RCMP service costs from both the Federal and Provincial government.
- Materials, Goods, Supplies and Utilities – under budget by \$3.6 million mainly due to lower than budgeted fuel and utility costs.
- Provision for Allowances – over budget by \$1.8 million due to an increase in overdue property taxes.
- Transfers to Individuals and Organizations – under budget by \$1.1 million due to delays in grant recipients meeting grant eligibility requirements.

Transfers to Reserves for Operations

Transfers to reserves for operations are \$17.5 million higher than budgeted due to the need to cash flow budgeted 2023 expense into 2024. The funds will be used to cover the cost of delayed 2023 projects that will be completed in 2024.

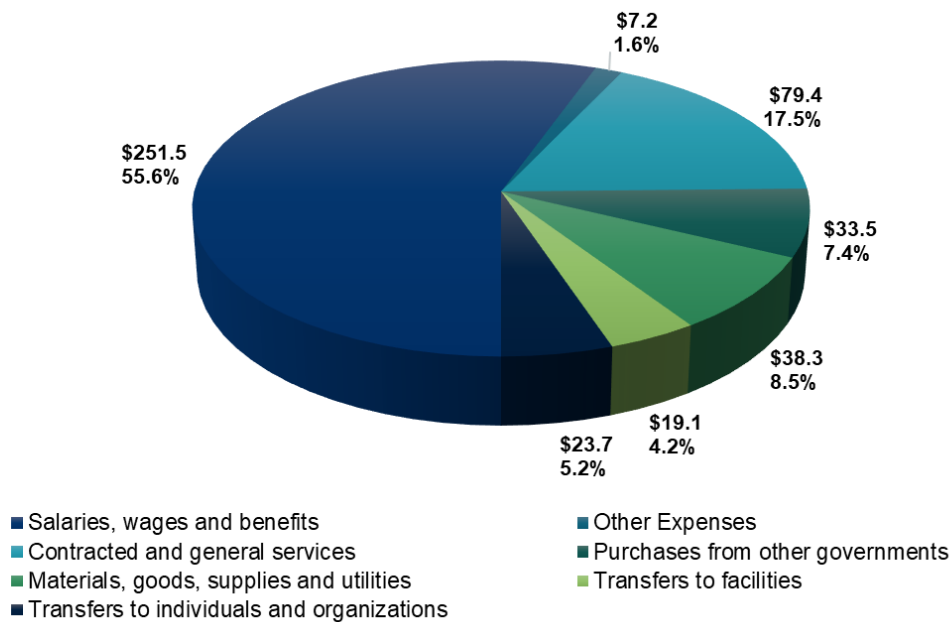


Revenues

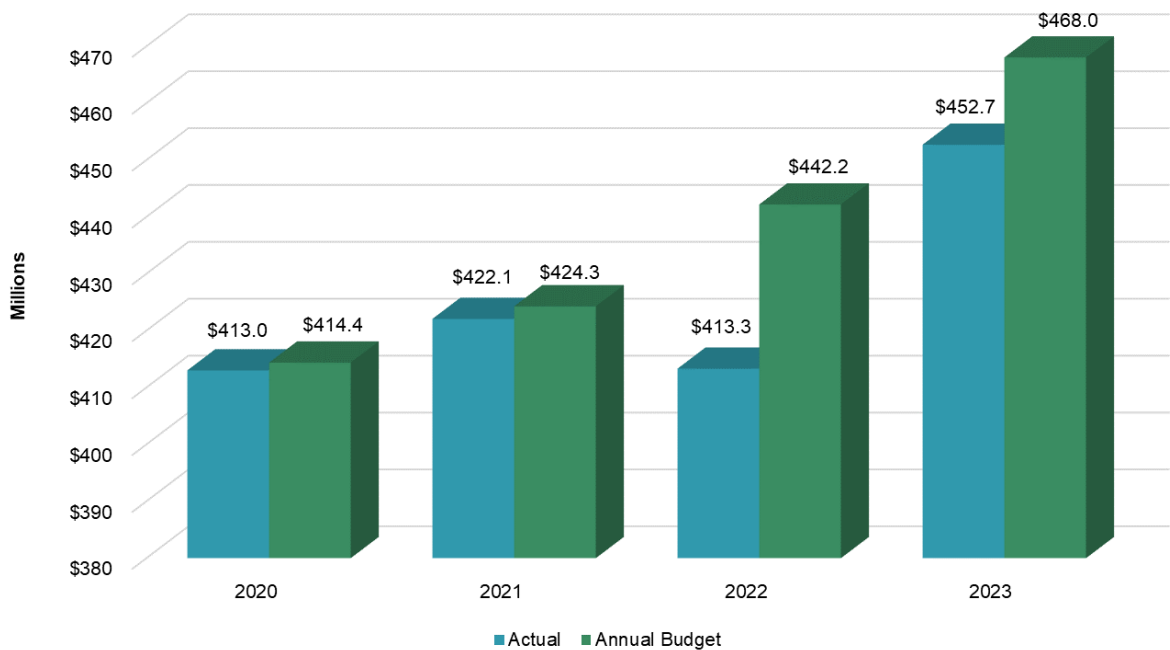


Expenses

2023 Expenses (excluding reserves)
Actuals (in Millions)
\$452.7



Municipal Expenses (excluding reserves)



Financial Position

Capital Project Spending

As of December 31, 2023

Project Name	2023 YTD Actual Spend
Top 20	
Flood Mitigation - Construction	\$ 32,315,127
Public Works North Facilities	27,349,774
Saunderson Pressure Reducing Valve PRV - Construction	24,716,880
Fort Chipewyan Airside Pavement Rehabilitation - Construction	19,572,489
Rural Infrastructure Rehabilitation 2015-2017 - Construction	9,439,372
Anzac Lagoon Expansion- Design	7,156,517
Jubilee Center Renovations - Construction	6,223,847
Service Connection (Rural Water+Sewer Service)	5,981,057
Silin Forest Road Deep Utilities Upgrade	5,931,526
Rural Water/Sewer Servicing Construction	5,320,051
Rural Broadband	4,393,334
Fort McKay Community Centre	4,253,208
Waterline Extension from Parsons Creek to Millennium - Construction	3,782,148
Confed Way Sanitary Sewer Phase 2 - Construction	3,445,038
Garden Lane & Riverbend Close Road	3,177,097
2023 Heavy Equipment Replacements	3,156,570
Jubilee Major Maintenance (Condo) - 2022-2026	3,000,000
2022 Light Equipment Replacement	2,828,486
2022 Heavy Equipment Replacement	2,731,476
A Frame Road Paving, Lift Station and Sanitary Forcemain Installation	2,425,198
All Other Projects (148 projects)	50,062,382
Total Capital Spending (168 projects)	\$ 227,261,575

The Municipality approved the 2023 capital budget of \$135.8 million. As of December 31, 2023, the capital budget has been revised to \$185.6 million stemming from 2023 capital budget amendments.

As of December 31, 2023, \$227.3 million has been spent on the delivery of capital initiatives, which includes multi-year projects.

The top three projects based on expenditures to December 31, 2023, are the Flood Mitigation Construction, Public Works North Facilities, and Saunderson PRV Construction, representing 37% of the YTD spend.



Bank

Bank As of December 31, 2023 (in Millions)

Cash	
Operating - Bank Balance	\$ 137.1
Investments	1,096.2
Total Cash	1,233.3
Committed Funds	
<i>Operating Requirements</i>	316.6
Deferred Revenue	
Grants	109.4
Developer Agreements	3.3
Offsite Levies	3.1
	115.8
Reserves	
Committed Funds	
Capital	262.0
Add: minimum uncommitted Capital Infrastructure Reserve	50.0
Emerging Issues	89.6
Add: minimum uncommitted Emerging Issues Reserve	50.0
Operating	67.7
	519.3
Total Committed Funds	951.7
Remaining	\$ 281.6

The amount of cash in the bank plus investments total \$1.23 billion as at December 31, 2023. The Investments total does not include Accrued Interest \$16.4 million incurred during the period as it represents the amount that has not yet been received. The commitments against this balance include \$316.6 million for operating requirements, \$115.8 million in deferred revenues, which is money the Municipality has received in advance but is committed to spend in the future, and \$519.3 million in committed reserve funds.



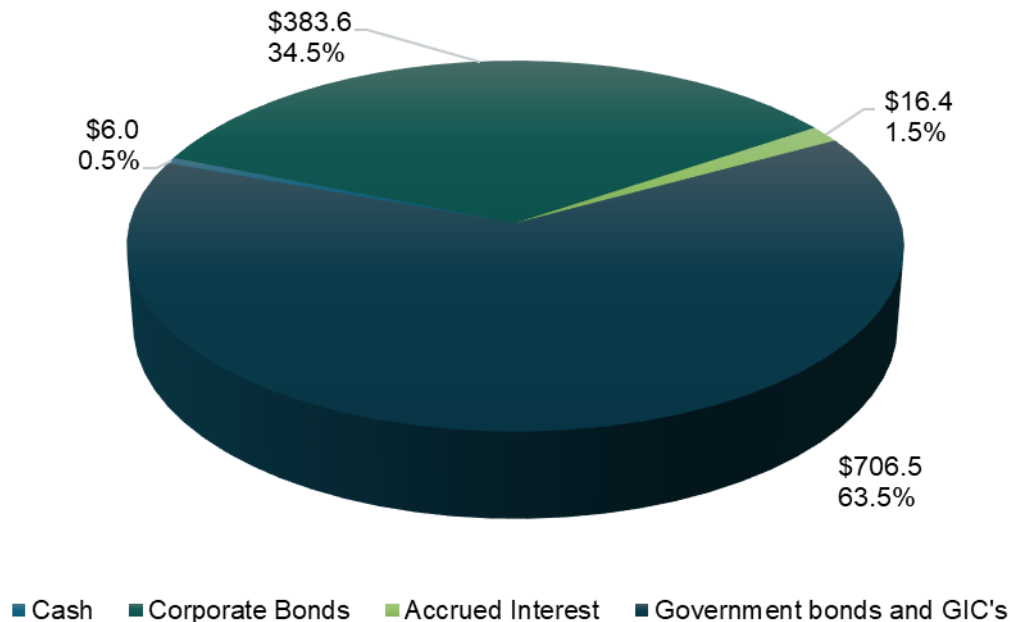
Investments

The Municipality has \$1.11 billion in investment holdings as of December 31, 2023, of which \$80.3 million are short-term investments with maturity dates under one year. Returns on investments to December 31, 2023, total \$28.9 million¹, with \$18.2 million from investment income and \$10.7 million from interest income.

Investment Holdings (in Millions)

Type:	Book Value @ December 31, 2022	Book Value @ December 31, 2023	Market Value @ December 31, 2023
Cash	\$ 6.8	\$ 6.0	\$ 6.0
Government bonds and GIC's	678.9	706.5	646.7
Corporate bonds	396.9	383.6	364.6
Accrued interest	10.9	16.4	16.4
Total	\$ 1,093.5	\$ 1,112.5	\$ 1,033.7

Investment Holdings by Type - Book Values (in Millions) \$1,112.5



¹ Based on the 2023 YTD actuals for return on investments. Refer to Municipal Operating Revenues and Expenses

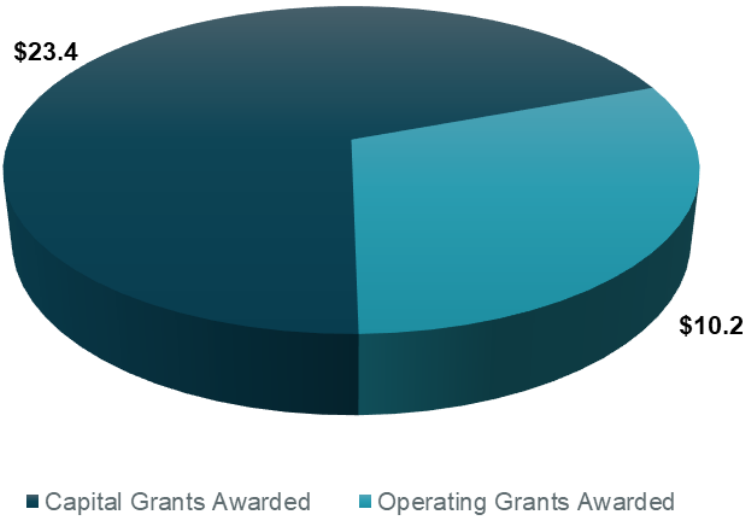


Grants

As of December 31, 2023

The Municipality has been awarded grants totaling \$33.6 million² as of the fourth quarter in 2023, comprised of \$23.4 million in capital grants and \$10.2 million in operating grants. The following pages detail significant grants received to date.

**2023 Year-to-date Capital and Operating Grants
(in Millions)
\$33.6**



² Refer to Appendix's A and C for details of all grants received to date.

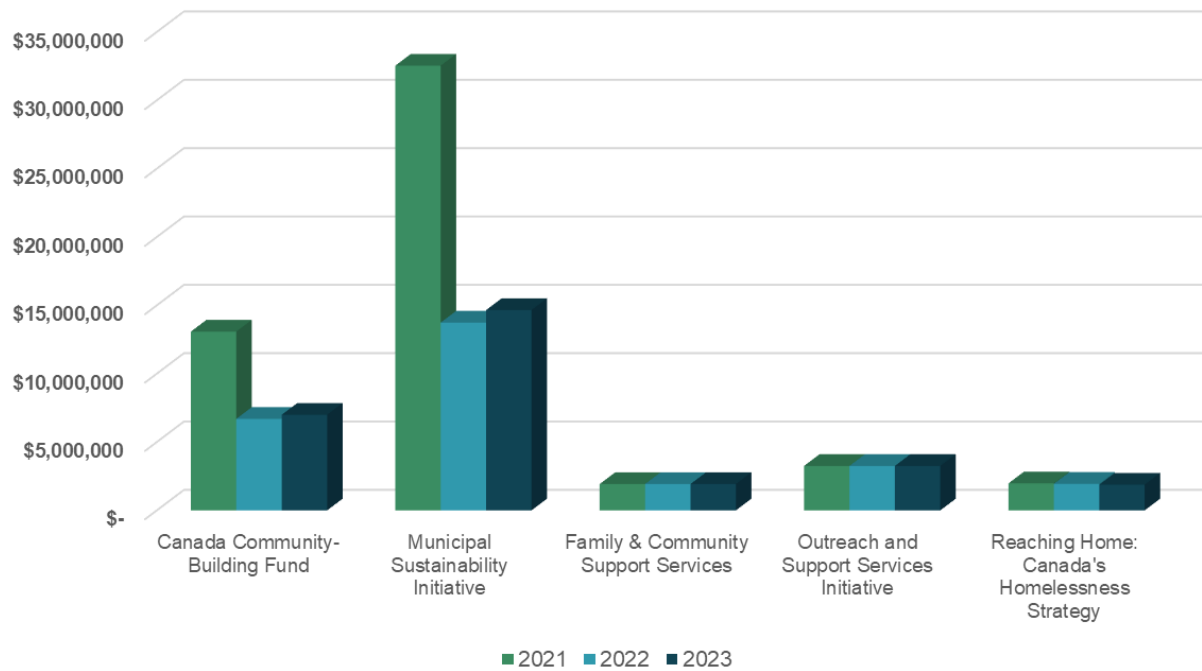


Annually Recurring Grants

- The Canada Community-Building Fund (CCBF; formerly Gas Tax Fund) - \$6.9 million was awarded to fund capital projects including Thickwood Perimeter Sewer Construction, Rural Water and Sewer Servicing, Road Surface and Alleyways Improvement, Anzac Lagoon Expansion, and Gregoire Storm Outfall Structure.
- The Provincial Municipal Sustainability Initiative (MSI) - \$14.7 million was awarded to fund capital projects including Rural Water and Sewer Servicing, Rural Infrastructure Rehabilitation, Public Works North Facilities and Saunderson Pressure Reducing Valve Construction.
- Family & Community Support Services (FCSS) - \$1.9 million. Through the FCSS grant, the Government of Alberta (GOA) funds up to 80% of qualifying social service expenditures incurred by the Municipality, many of which are administered by local non-profit organizations who rely on grant funding from the Municipality.
- The Outreach and Support Services Initiative (OSSI) - \$3.3 million. The Provincial OSSI grant assists the Municipality's Community Housing Plan. At least 90% of grant proceeds are issued directly to non-profit organizations.
- Reaching Home: Canada's Homelessness Strategy - \$1.9 million. Like OSSI, the Federal Government assists our Community Housing Plan through the Reaching Home grant. A minimum of 85% of grant proceeds are issued directly to non-profit organizations.
- There are several lower value Grants, totaling \$5.1million, that have been received which cannot be reported on yet as defined within the Grant agreement.



Annual Recurring Capital and Operating Grants



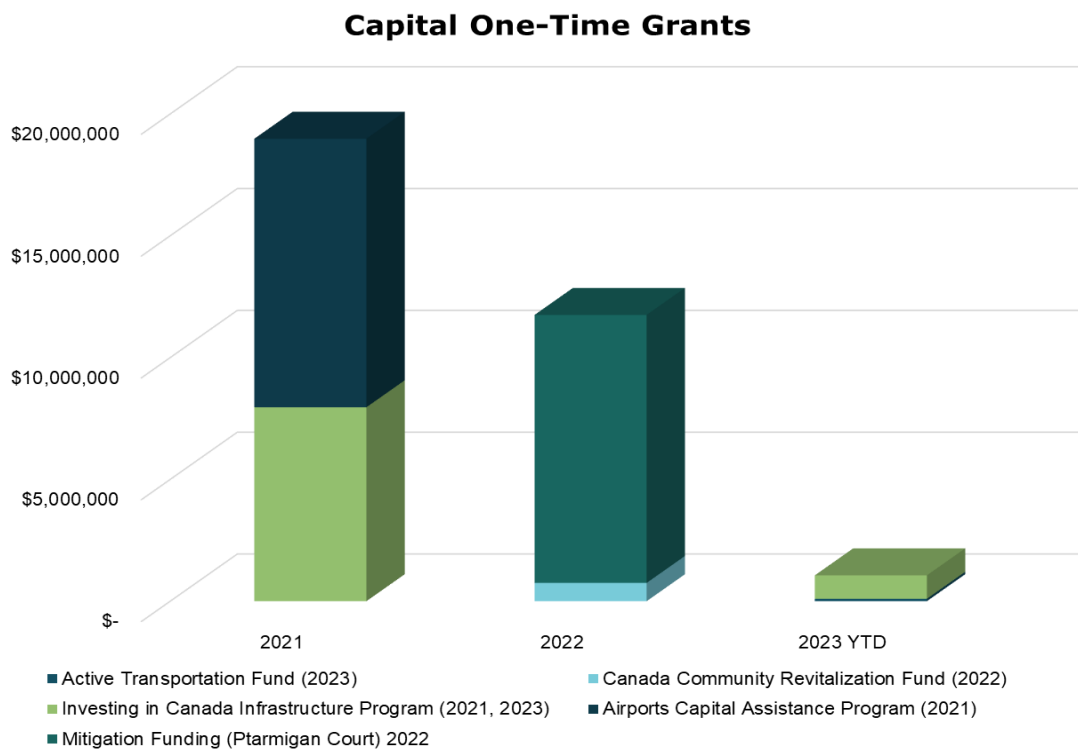
3

³ 2021 numbers in the graph appear to be substantially higher than other years due to unspent Grant funds from 2020 having been reported in the 2021 totals as carryforward amounts.

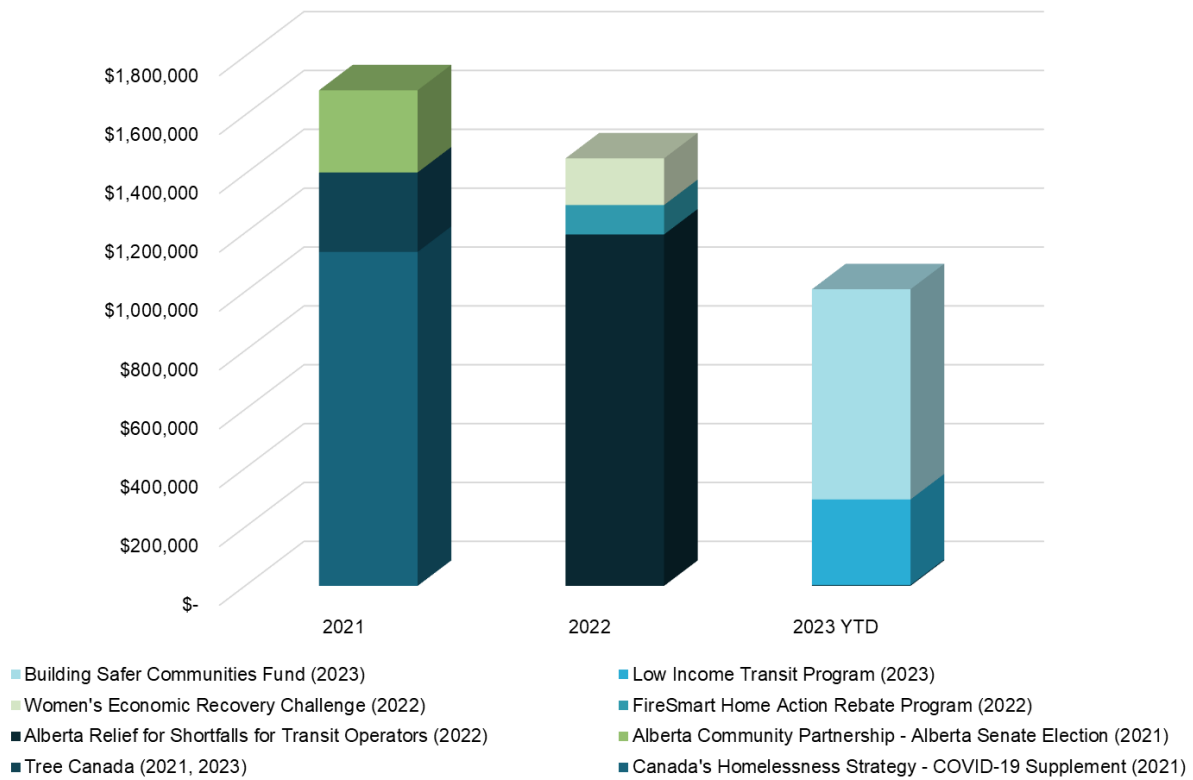


One-time Grants

- Investing in Canada Infrastructure Program (ICIP) Covid-19 Resilience - \$3.8 million for the Franklin and Main Park in 2021. \$800K for Real Martin Drive Trail Improvements in 2021. \$3.4 million for Wood Buffalo Rehabilitation in 2021. The following were received in 2023: \$1.0 million for Sapræ Creek Trail Rehabilitation.
- Building Safer Communities Fund (BSCF) - \$0.7 million received to support RMWB’s Creating Opportunities to Connect project during 2023. The total grant amount is \$1.8 million, of which the remaining \$1.1 million is eligible during 2024 and 2025.
- Forest Resource Improvement Association of Alberta (FRIAA) Fire Smart Program- \$0.1 million received to support the improvement of local FireSmart program. The total grant awarded is \$0.5 million through this grant funding stream for the following projects: Anzac Fuels Reduction in the amount of \$113,600, Janvier Fuels Reduction in the amount of \$106,900, Fort Chipewyan Vegetation Management in the amount of \$142,300 and Fort McMurray Vegetation Management in the amount of \$174,560. The remaining amount is eligible in 2024.
- Low Income Transit Program (LITP) - \$0.3 million to support RMWB’s Bus Pass Program which expands access to public transportation.
- Active Transportation Fund (ATF) - \$0.1 million to support the Active Transportation Trail Phase 2 and the Prairie Creek Perimeter Trail.
- There are several one-time Grants that have been received which cannot be disclosed publicly as per the Grant agreement.



Operating One-Time Grants



Research into grant opportunities and stakeholder consultation is an on-going process with evolving eligibility criteria



Extraordinary Events

2023 Rocky River Fire

The Municipality's application to the Disaster Recovery Program regarding the 2023 Rocky River Fire has been approved. Estimated costs total \$8.2 million, and the collection of expense related invoices is underway. The Province has not provided an advance for this event.

2020 River Break Up

The Municipality has spent \$31.5 million in recoverable River Break Up (RBU) costs since April 2020. To date, the Province has advanced \$20.0 million for reimbursable expenses under the Disaster Recovery Program (DRP) and our insurance provider has advanced \$0.5 million.

Administration is working with the Province to quantify claims. The RBU project summary estimate is \$33.3 million. As of December 31, 2023, \$30.8 million has been submitted to DRP or is a submission in progress.

2020 River Break Up Recoverable Costs

April 24, 2020 to December 31, 2023

	DRP	Insurance	Total
Approved Submissions	\$ (3,113,799)	\$ (500,000)	\$ (3,613,799)
Submitted - Not Yet Approved	(4,313,075)	-	(4,313,075)
In Progress	(23,418,923)	(162,390)	(23,581,313)
Total 2020 River Break Up Recoverable	(30,845,797)	(662,390)	(31,508,187)
Advances Received	20,000,000	500,000	20,500,000
Total 2020 River Break Up Costs			
Advanced (Unrecovered)	\$ (10,845,797)	\$ (162,390)	\$ (11,008,187)

2020 River Break Up Project Summary

April 24, 2020 to December 31, 2023

	RMWB Project Estimate	Actuals To Date	Remaining
DRP Response	\$ 10,500,000	\$ 10,285,374	\$ 214,626
DRP Recovery	21,800,000	20,560,423	1,239,577
Insurance	1,000,000	662,390	337,610
Total 2020 River Break Up Project Summary	\$ 33,300,000	\$ 31,508,187	\$ 1,791,813



2016 Wildfire

The Municipality has spent \$279.2 million in recoverable wildfire costs since May 2016. To date, the Province has advanced \$233.0 million for reimbursable expenses under the Disaster Recovery Program (DRP), FireSmart has paid \$7.6 million, our insurance provider has paid \$29.6 million and Red Cross has paid \$9.0 million.

FireSmart, Insurance and Red Cross files are closed as all claims are complete.

As of December 31, 2023, \$233.0 million of claims have been submitted to the Province, of which all has been received. No further claims will be submitted.

2016 Wildfire Recoverable Costs May 1, 2016 to December 31, 2023

	DRP	FireSmart	Insurance	Red Cross	Total
Approved Submissions	\$(232,951,180)	\$ (6,251,256)	\$ (21,469,614)	\$ (7,523,532)	\$(268,195,581)
Submitted - Not Yet Approved	-	-	-	-	-
In Progress	-	-	-	-	-
Total 2016 Wildfire Operating Recoverable	(232,951,180)	(6,251,256)	(21,469,614)	(7,523,532)	(268,195,581)
Capital Spending	-	(1,369,023)	(8,160,401)	(1,463,927)	(10,993,351)
Total 2016 Wildfire Recoverable	(232,951,180)	(7,620,279)	(29,630,015)	(8,987,459)	(279,188,933)
Advances Received	232,951,180	7,620,279	29,630,015	8,987,459	279,188,933
Total 2016 Wildfire Costs					
Advanced (Unrecovered)	\$ 1	\$ -	\$ -	\$ -	\$ 1



Appendix A

As of December 31, 2023

Capital Grants Awarded

Capital Grants Awarded	2023 YTD	2022	2021	Information
Annual Grants				
Canada Community-Building Fund (formerly Gas Tax Fund)	\$ 6,991,789	\$ 6,692,949	\$ 13,077,286	2023 YTD amount includes the full year's grant. 2021 amount included a one-time top-up of \$6,389,882.
Municipal Sustainability Initiative (MSI)	14,654,149	13,737,225	32,531,521	2023 YTD amount includes the full year's grant. The MSI grant will be replaced by the LGFF (Local Government Fiscal Framework) in 2024. The 2021 amount included an \$11.6 million advance of MSI grants that would have otherwise been issued from 2022 to 2023.
9-1-1 Grant	679,914	661,883	474,319	The objective of the 911 Grant Program is to strengthen and support local delivery of 911. The 2023 YTD amount includes four quarterly installments.
Total Annual Capital Grants	22,325,852	21,092,057	46,083,126	
One-Time Grants				
Active Transportation Fund (ATF)	100,000	-	-	Infrastructure Canada awarded \$50,000 towards each of two projects: Active Transportation Trail Phase 2 and Prairie Creek Perimeter Trail.
Airports Capital Assistance Program (ACAP)	-	-	11,021,416	Transport Canada approved of grant funding for Fort Chipewyan Airside Pavement Rehabilitation.
Canada Community Revitalization Fund (CCRF)	-	750,000	-	Awarded for the Snye Point Outdoor Event Space.
Investing in Canada Infrastructure Program (ICIP) COVID-19 Resilience	960,000	-	7,960,000	To date, \$8,920,000 has been awarded for the following projects: \$3,800,000 for the Franklin and Main Park in 2021 \$800,000 for Real Martin Drive Trail Improvements in 2021 \$3,360,000 for Wood Buffalo Rehabilitation in 2021, \$960,000 for Sapræ Creek Trail Rehabilitation in 2023
2020 Mitigation Funding (Ptarmigan Court)	-	11,000,000	-	Grant awarded to support the purchase/buyout of properties and structures in the municipality
Recreation Energy Conservation Program	-	-	26,152	Casman Centre Heating Controls Upgrade
Total One-Time Capital Grants	1,060,000	11,750,000	19,007,568	
Total Capital Grants	\$ 23,385,852	\$ 32,842,057	\$ 65,090,694	



Appendix B

As of December 31, 2023

Capital Grants in Progress

Capital Grant Applications in Progress	Amount	Information
Northern Regional Economic Development Program (NRED)	134,395	An application was submitted on December 20, 2023 for Anzac Willow Lake Community Church.
Disaster Mitigation and Adaptation Fund (DMAF)	45,187,200	An application was submitted in July 2023 for Flood Mitigation Reach 6 and Taiga Nova South. If approved, grant funds of up to \$45,187,200 may be awarded.
Green and Inclusive Community Buildings Program (GICB)	1,899,839	Application was submitted in February 2023 for the Centerfire Ice Plant project.
Northern Regional Economic Development Program (NRED)	200,000	An application was submitted in January 2023 for Downtown Wayfinding Entry Signs and Downtown Streetscape Improvements. If approved, grant funds of up to \$200,000 may be awarded.
9-1-1- Grant	700,000	This grant is to support and enhance the delivery and development of local 9-1-1 services throughout Alberta, as delivered by Public Safety Answering Points (PSAP's)
Universal Broadband Fund (UBF) and Alberta Broadband Fund (ABF)	9,885,000	In 2021, an application was submitted under the UBF to improve broadband services to the hamlets of Anzac, Janvier, Conklin, Draper and Fort McKay and to provide high-speed internet to residents and businesses within these hamlets. A similar application was submitted in March of 2023 under the Alberta Broadband Fund.
Total Capital Grants in Progress	\$ 58,006,434	



Appendix C

As of December 31, 2023

Operating Grants Awarded

Operating Grants Awarded				Information
Annual Grants	2023	2022	2021	
Family & Community Support Services	1,924,513	1,924,513	1,924,513	Provincial level program through Alberta Human Services. Payment is based on population.
Outreach and Support Services Initiative (OSSI)	3,251,000	3,251,000	3,251,000	Provincial homelessness grant.
Police Services Grant (PSG)	1,509,842	1,509,842	1,509,840	The latest annual grant was awarded in November 2022 for the period of April 1, 2022 to March 31, 2023. The grant for the period of April 1, 2023 to March 31, 2024 is expected to be confirmed by the end of 2023.
Reaching Home: Canada's Homelessness Strategy	1,877,246	1,940,399	1,972,652	Federal homelessness grant.
Victims of Crime Fund - Grant to Victims Services	299,000	299,000	373,750	Grant to provide services that benefit victims during their involvement with the criminal justice process.
Victims of Crime Fund - Indigenous Victims Outreach Specialist (IVOS)	100,000	100,000	125,000	Annual grant for Indigenous Victims Outreach Specialist.
Celebrate Canada Program	40,000	35,000	25,000	Canadian Heritage provides financial support for Canada Day activities.
Total Annual Operating Grants	9,001,601	9,059,754	9,181,755	



Operating Grants Awarded Cont'd.

One-Time Grants	2023 YTD	2022	2021	
Careers The Next Generation-Youth Internship Program (YIP)	7,500			The funding is to support internship Co-op Apprenticeship program
TC Energy	7,200			TC Energy- Build Strong awarded RMWB initiative, Heavy Equipment Stabilization
Building Safer Communities Fund (BSCF)	714,186	-	-	In May 2023, Public Safety Canada awarded \$1,836,388 to support RMWB's Creating Opportunities to Connect project over 3-year period ending March 31, 2026, including \$714,186 for the period of April 1, 2023 to March 31, 2024
Forest Resource Improvement Association of Alberta (FRIAA) Fire Smart Program	100,000	-	-	A total of \$537,360 (\$174,560 in 2022 and \$362,800 in 2023) was awarded through this grant funding stream for the following projects: Anzac Fuels Reduction in the amount of \$113,600, Janvier Fuels Reduction in the amount of \$106,900, Fort Chipewyan Vegetation Management in the amount of \$142,300 and Fort McMurray Vegetation Management\$ 174,560.
Survivors of Crime	7,500			Awarded to support the costs associated with Victims and Survivors of Crime week
Low Income Transit Program (LITP)	290,328	-	-	In Q1 of 2023, the Government of Alberta awarded \$290,328 to support RMWB's low-income bus pass program for the period of April 1, 2022 to March 31, 2024.
Fire Services Training Program Grant	4,347	-		Awarded to support costs of internal course delivery.
New Horizon for Seniors Program (NHSP)	10,500	-	-	Awarded to support the cost of advertising to reach out to volunteers for the RMWB Snow Angels Program.
Reaching Home: Canada's Homelessness Strategy - COVID-19 Supplement		-	1,135,067	A COVID-19 supplement was added to the annual Reaching Home Federal homelessness grant in 2021.
Alberta Community Partnership (ACP) - Alberta Senate Election	-	-	279,218	Grant to support the province-wide election of nominees of Canada's Senate and the Referendum Act.
Women's Economic Recovery Challenge (WERC)	-	158,450	-	Through the WERC grant, the Government of Alberta funds initiatives that help women's economic opportunities by providing strategies and solutions to address barriers. An application was submitted for the Workplace Inclusion Charter - Expansion and Implementation project.
Alberta Heritage Preservation Partnership Program	-	18,911	-	For the Wood Buffalo Heritage Resources Management Plan project. Project entails updating Heritage Survey documentation and developing a Heritage Inventory and Management Plan.
Alberta Community Restorative Justice (ACRJ)	50,000	15,000	-	Funding to assist in developing capacity to ensure Restorative Justice is available to all communities within the region.
Alberta Relief for Shortfalls for Transit Operators (RESTOR)	-	1,194,284	-	Grant to assist municipalities to recover from low transit ridership as a result of the COVID-19 pandemic.
Tree Canada	3,500	-	269,825	Awarded for tree planting expenses. 2023 amount is to be used at Dickinsfield school sites.
FireSmart Home Action Rebate Program	-	100,000	-	Created from a grant from Intact Public Entities and Intact Financial Corporation, the FireSmart Home Action Rebate Program will help homeowners in the Region use fire-resistant materials in home upgrades.
Enbridge Safe Community Grant	10,000	7,500	-	Funding to support the Home Fire Safety Program, which provides residents in high fire-risk areas with alarm systems free of charge.
Total One-Time Operating Grants	1,205,061	1,494,145	1,684,110	
Total Operating Grants	\$ 10,206,662	\$ 10,553,899	\$ 10,865,865	



Appendix D

As of December 31, 2023

Unsuccessful Grant Applications

Unsuccessful Capital and Operating Applications	2023	Information
FCM through Green Municipal Fund - Stormwater project program	1,500,00	An application was submitted on July 21, 2023 for Gregoire Storm Outfall Structure. Notice of unsuccessful application was received August 23, 2023.
Green and Inclusive Community Buildings Program (GICB)	1,899,839	An application was submitted in February 2023 for the Centre Fire Ice Plant project. Notice of unsuccessful application was received on February 14, 2024.
Watercourse Crossing Remediation Grant Program administered by Alberta Forestry and Parks (AFP)	100,924	An application was submitted in October 15, 2023 for Watercourse Crossing Remediation project. We received the unsuccessful of application letter on January 23, 2024.
Green and Inclusive Community Buildings Program (GICB)	18,827,144	An application was submitted in February 2023 for the Fort McKay Community Centre project. We were informed that the application was not approved in July 2023.
Emergency Management Preparedness Program (EMPP)	25,000	In March 2023, an operating grant application was not approved for the project: Business Continuity Planning in the Private Sector - Building on Relationships and Resiliency in the RMWB.
Cooperative Investment Fund-Events and Festivals stream	100,000	This application was submitted to support the Barbegazi Festival coming to the RMWB in February 2024. We were informed that we were denied in October 2023.
Alberta Municipal Water/Wastewater Program (AMWWP)	2,700,000	In March 2022, an application was submitted for the Conklin Water Treatment Plant Upgrades - Construction project. Grant approval was not received under the March 2022 intake. The next annual AMWWP intake falls in November 2023, which is subsequent to the project's start date during the construction season of 2023. Therefore, a separate grant application was submitted under the ICIP COVID-19 Resilience Stream.
Federal Active Transportation Fund	9,810,000	An application was submitted in 2022 for the Snye Point Outdoor Event Space. We were informed that the application was not approved in January 2023.
Total Unsuccessful Capital and Operating Applications	\$ 33,462,907	





REGIONAL MUNICIPALITY
OF **WOOD BUFFALO**