

2023 Q2 FINANCIAL PERFORMANCE REPORT



REGIONAL MUNICIPALITY
OF **WOOD BUFFALO**

Regional Municipality of Wood Buffalo

9909 Franklin Avenue

Fort McMurray | ᓂᓕᓕᓐᓂᓐ | Nistawâyâw | Ełı́dlı́ Kuę́

Alberta T9H 2K4

We humbly acknowledge that the land on which we live, learn, work and play is Treaty 8 Territory, the traditional lands of the Cree, Dene, and the unceded territory of the Métis.




Table of Contents

Municipal Operating Revenues and Expenses 4

 Operating Revenues..... 5

 Operating Expenses 5

Revenues..... 6

Expenses 7

Financial Position 8

 Capital Project Spending..... 8

 Bank 9

 Investments 10

Grants 11

 Annually Recurring Grants 12

 One-time Grants 13

Extraordinary Events 15

 2023 Rocky River Wildfire 15

 2020 River Break Up..... 15

 2016 Horse River Wildfire 16

Appendix A 17

 Capital Grants Awarded..... 17

Appendix B 18

 Capital Grants in Progress..... 18

Appendix C 19

 Operating Grants Awarded 19

Appendix D 21

 Unsuccessful Grant Applications 21




Municipal Operating Revenues and Expenses

As of June 30, 2023

| | June Actual YTD | June Budget YTD | Budget YTD Variance Increase (Decrease) | Annual Budget | Annual Projections | Annual Budget Variance Increase (Decrease) |
|--|----------------------|-----------------------|--|------------------|-----------------------|---|
| Revenues: | | | | | | |
| Net taxes available for municipal purposes | \$ 229,383,513 | \$ 230,304,400 | \$ (920,887) | \$ 460,608,800 | \$ 459,753,800 | \$ (855,000) |
| Government transfers | 9,143,510 | 8,700,982 | 442,528 | 17,054,827 | 17,654,827 | 600,000 |
| Sales and user charges | 26,212,224 | 24,027,569 | 2,184,655 | 48,229,534 | 49,974,034 | 1,744,500 |
| Sales to other governments | 1,953,839 | 2,179,567 | (225,728) | 4,436,629 | 4,276,629 | (160,000) |
| Penalties and costs on taxes | 3,201,079 | 2,516,475 | 684,604 | 4,932,800 | 4,932,800 | - |
| Licenses and permits | 1,424,438 | 1,076,375 | 348,063 | 2,072,850 | 2,072,850 | - |
| Fines | 1,397,857 | 1,201,000 | 196,857 | 2,399,800 | 2,742,000 | 342,200 |
| Franchise and concession contracts | 4,520,152 | 4,426,000 | 94,152 | 8,600,000 | 8,830,000 | 230,000 |
| Return on investments | 14,029,936 | 9,845,000 | 4,184,936 | 19,694,000 | 29,664,000 | 9,970,000 |
| Rentals | 704,137 | 628,107 | 76,030 | 1,249,000 | 1,249,000 | - |
| Other | 1,886,283 | 1,482,398 | 403,885 | 2,839,200 | 2,882,200 | 43,000 |
| Transfers from reserves for operations | 1,000,000 | 1,075,500 | (75,500) | 1,151,000 | 1,151,000 | - |
| | 294,856,968 | 287,463,373 | 7,393,595 | 573,268,440 | 585,183,140 | 11,914,700 |
| Expenses: | | | | | | |
| Salaries, wages and benefits | 120,458,589 | 124,101,556 | (3,642,967) | 242,903,211 | 242,903,211 | - |
| Contracted and general services | 33,024,959 | 49,145,861 | (16,120,902) | 101,854,112 | 100,498,112 | (1,356,000) |
| Purchases from other governments | 15,250,621 | 15,709,143 | (458,522) | 31,406,366 | 31,406,366 | - |
| Materials, goods, supplies and utilities | 18,699,185 | 21,574,238 | (2,875,053) | 41,908,551 | 41,908,551 | - |
| Provision for allowances | 4,298,545 | 3,743,196 | 555,349 | 4,986,400 | 4,986,400 | - |
| Transfers to local boards and agencies | 2,895 | 50,000 | (47,105) | 80,000 | 80,000 | - |
| Transfers to individuals and organizations | 13,603,876 | 14,795,681 | (1,191,805) | 24,859,885 | 24,859,885 | - |
| Transfers to facilities | 12,520,086 | 12,520,086 | - | 19,653,727 | 19,653,727 | - |
| Bank charges and short-term interest | 178,749 | 171,730 | 7,019 | 344,960 | 344,960 | - |
| Other | 37,166 | 13,280 | 23,886 | 21,860 | 21,860 | - |
| | 218,074,671 | 241,824,771 | (23,750,100) | 468,019,072 | 466,663,072 | (1,356,000) |
| Reserves: | | | | | | |
| Transfers to reserves for operations | 52,550,886 | 52,624,684 | (73,798) | 105,249,368 | 105,249,368 | - |
| | 52,550,886 | 52,624,684 | (73,798) | 105,249,368 | 105,249,368 | - |
| Operating surplus (deficit) | \$ 24,231,411 | \$ (6,986,082) | \$ 31,217,493 | \$ - | \$ 13,270,700 | \$ 13,270,700 |

On December 1, 2022, RMWB Council approved the 2023 Budget, as shown in the Annual Budget column. The June Budget Year-To-Date (YTD) column shows the portion of the 2023 Budget that was allocated to the first six months. The Budget YTD Variance column shows timing differences based on monthly allocation of the budget as well as differences that may impact year-end results. Projected year-end results are shown under the Annual Projections column.



As of June 30, 2023, the Municipality is showing an annual projected surplus of \$13.3 million. Revenues are projected to be \$11.9 million higher than budgeted and expenses are projected to be \$1.4 million lower than budgeted.

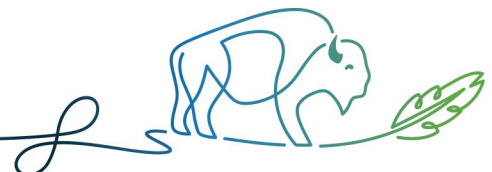
Operating Revenues

Year-to-date operating revenues to June 30, 2023, are \$294.9 million. On an annual basis the revenue projection is \$585.2 million, an increase of \$11.9 million over budget. This is shown primarily in:

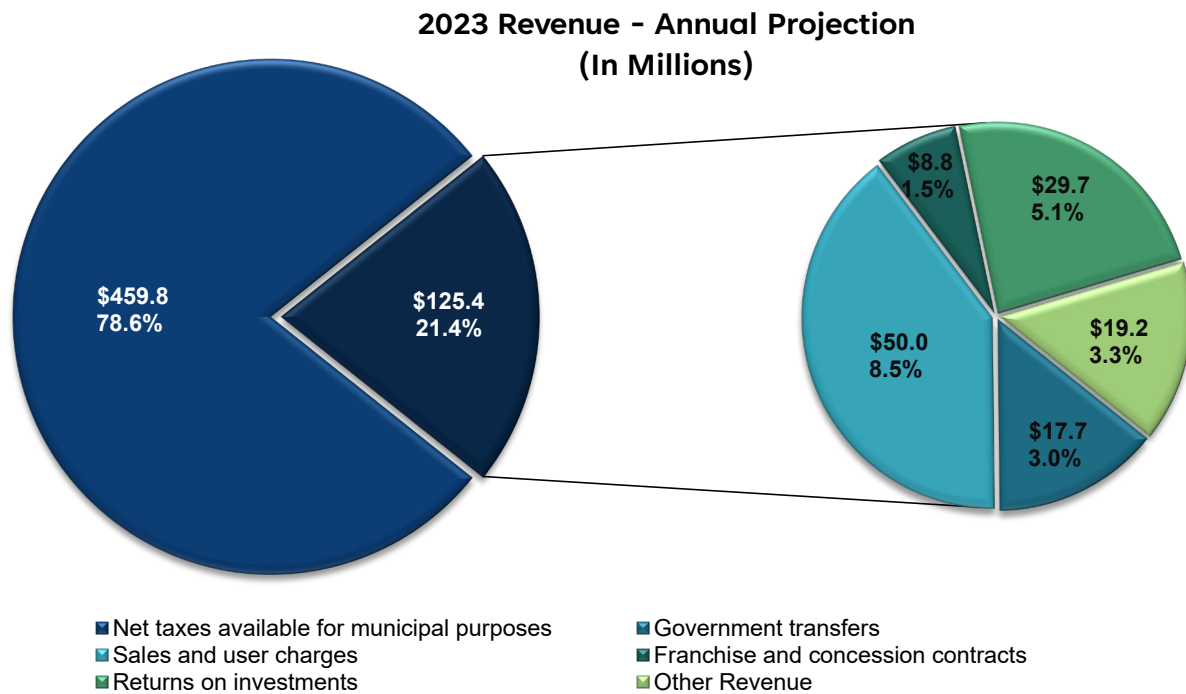
- Net Taxes Available for Municipal Purposes - under budget by \$0.9 million due to reductions in property tax assessments during 2023.
- Government Transfers - over budget by \$0.6 million due to unbudgeted grants, including \$0.2 million from RESTOR (Relief for Shortfalls for Transit Operators), \$0.2 million due to the new LITP grant (Low Income Transit Program), and \$0.2 million in additional funding from Alberta Health Services.
- Sales and User charges – over budget by \$1.7 million due to unbudgeted 2023 user fee increases that were effective on April 1st.
- Return on Investments – over budget by \$10.0 million due to higher than budgeted interest rates, particularly with cash and short-term investments.

Operating Expenses

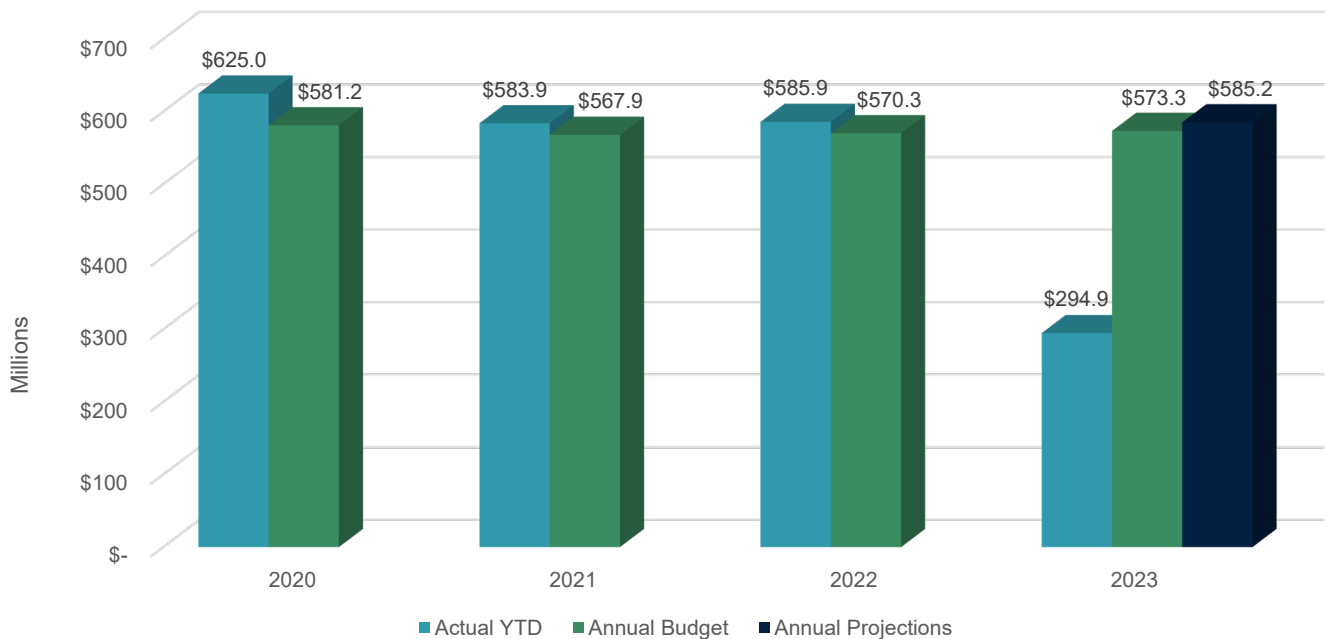
Year-to-date operating expenses to June 30, 2023, are \$218.1 million. On an annual basis the expense projection is \$466.7 million, a decrease of \$1.4 million below budget. This is shown in Contracted and General Services due to lower than anticipated external support requirements including \$0.7 million in contracted photo radar services, \$0.3 million in Health & Safety program support and various other savings in contracted services.



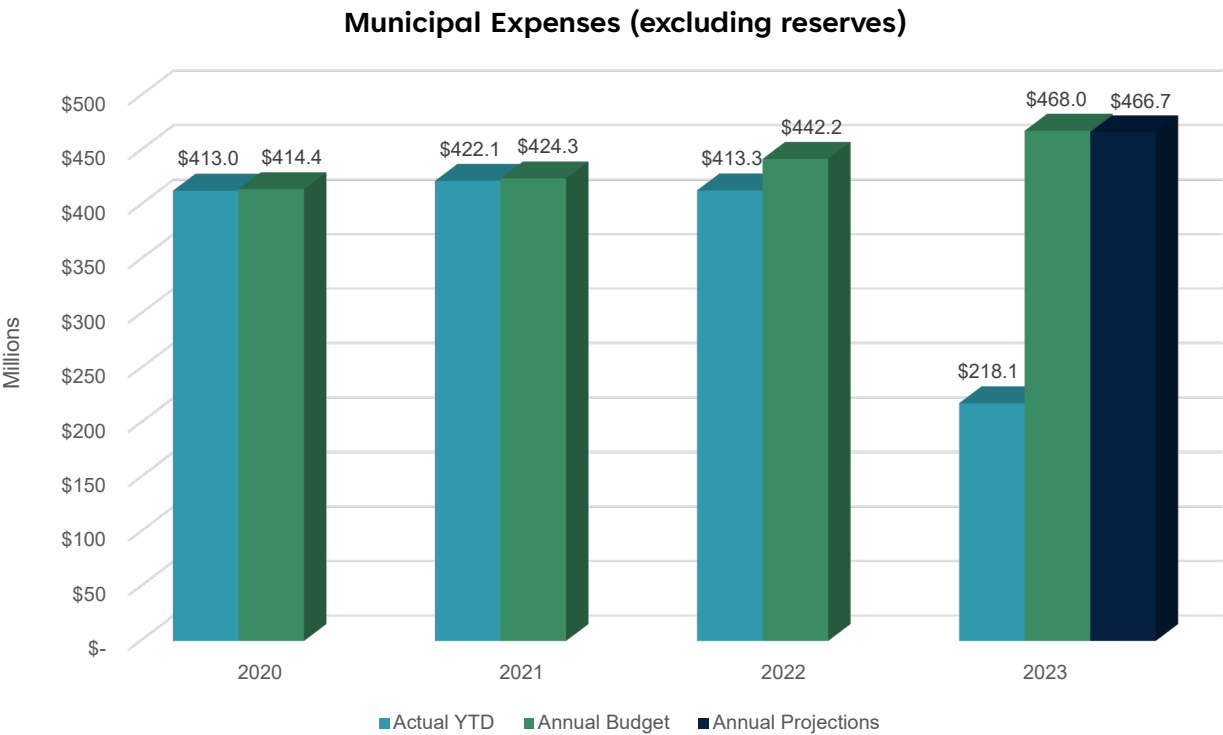
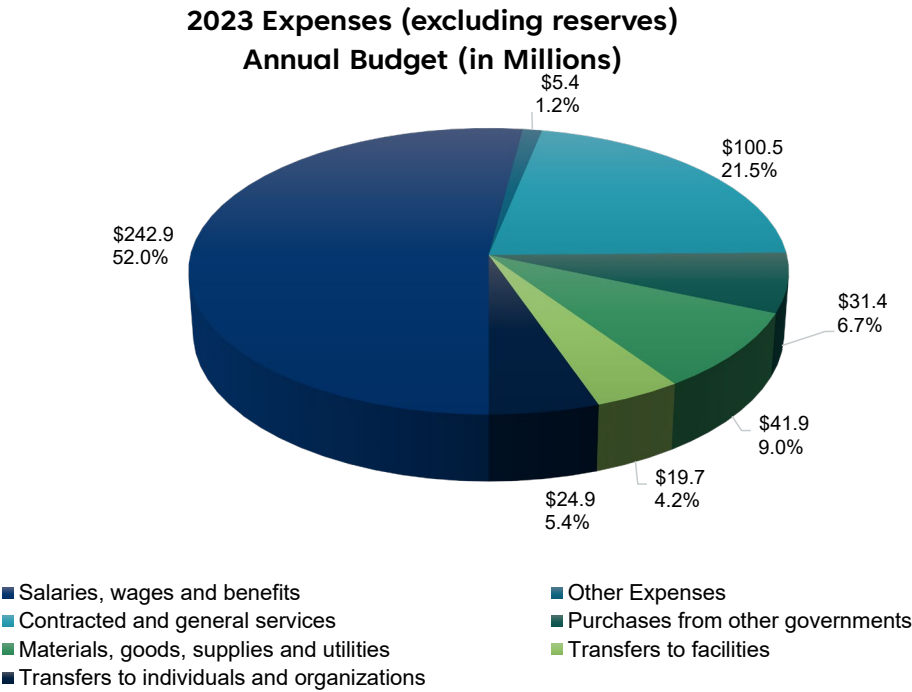
Revenues



Municipal Revenues



Expenses



Financial Position

Capital Project Spending

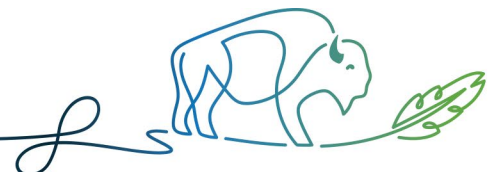
As of June 30, 2023

| Project Name | 2023 YTD Actual Spend |
|---|--------------------------|
| Top 20 | |
| Saunderson PRV & Lower Townsite Supply Lines | \$ 9,231,051 |
| Public Works North Facilities | 8,807,773 |
| Flood Mitigation Construction | 7,863,656 |
| Rural Broadband | 4,393,334 |
| Fort Chip Airside Pavement Rehabilitation | 2,892,244 |
| Waterline Extension Parsons Creek to Millenium - Construction | 2,671,765 |
| Rural Water/Sewer Servicing Construction | 1,788,936 |
| Fleet Heavy Equipment Replacements (2023) | 1,396,502 |
| 2022 Light Equipment Replacements | 1,246,536 |
| 2022 Heavy Equipment Replacements | 1,114,492 |
| Rural Infrastructure Rehab. 2015-20 | 1,028,626 |
| Jubilee Major Maintenance 2020 | 1,021,664 |
| 2021 Replacement of Pumper Truck | 976,875 |
| A Frame Road Paving, Lift Station & Sanitary Forcemain Installation | 972,577 |
| Enterprise Resource Planning | 904,533 |
| Grayling Terrace Drainage - Construction | 842,112 |
| Confederation Way Sanitary Sewer - Construction | 667,323 |
| Waterline Extension Parsons Creek to Taiga Nova - Construction | 596,309 |
| Municipal Water Pipeline Project | 532,500 |
| Service Connection (RWSS) | 446,664 |
| All Other Projects (97 projects) | 9,693,164 |
| Total Capital Spending (107 projects) | \$ 59,088,636 |

The Municipality approved the 2023 capital budget of \$135.8 million. As of June 30, 2023, the capital budget has been revised to \$142.1 million stemming from 2023 capital budget amendments.

As of June 30, 2023, \$59.1 million has been spent on the delivery of capital initiatives, which includes multi-year projects.

The top three projects based on expenditures to June 30, 2023 are the Saunderson PRV & Lower Townsite Supply Lines, Public Works North Facilities, and Flood Mitigation Construction, representing 44% of the YTD spend.



Bank

Bank As of June 30, 2023 (in Millions)

| | |
|-------------------------------|-----------------|
| Cash | |
| Operating - Bank Balance | \$ 318.6 |
| Investments | 1,106.4 |
| Total Cash | 1,425.0 |
| Committed Funds | |
| <i>Operating Requirements</i> | 460.6 |
| Deferred Revenue | |
| Grants | 57.0 |
| Developer Agreements | 3.3 |
| Offsite Levies | 3.0 |
| | 63.3 |
| Reserves | |
| Committed Funds | |
| Capital | 375.2 |
| Emerging Issues | 77.1 |
| Operating | 75.5 |
| | 527.8 |
| Total Committed Funds | 1,051.7 |
| Remaining | \$ 373.3 |

The current amount of cash in the bank plus investments total \$1.4 billion as of June 30, 2023. The commitments against this balance include \$460.6 million for operating requirements, \$63.3 million in deferred revenues, which is money the Municipality has received in advance but is committed to spend in the future, and \$527.8 million in committed reserve funds.

The remaining uncommitted balance is \$373.3 million for future operations and new capital expenditures.



Investments


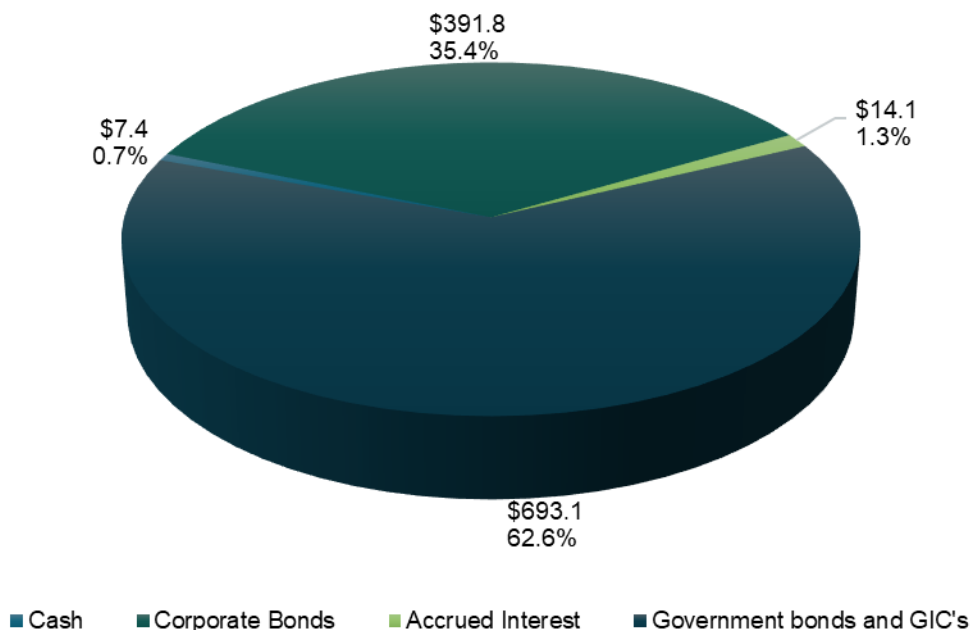
The Municipality has \$1.1 billion in investment holdings as of June 30, 2023, of which \$77.1 million are short-term with maturity dates under one year. Medium term investments of one to years are valued at \$334 million and the majority of the portfolio, \$681.1 million, has a maturity date greater than 5 years.

Returns on investments to June 30, 2023, total \$14.0 million with \$10.5 million from investment income and \$3.5 million from interest income.

Investment Holdings (in Millions)

| Type: | Book Value @ December 31, 2022 | Book Value @ June 30, 2023 | Market Value @ June 30, 2023 |
|----------------------------|-----------------------------------|-------------------------------|---------------------------------|
| Cash | \$ 6.8 | \$ 7.4 | \$ 7.4 |
| Government bonds and GIC's | 678.9 | 693.1 | 587.1 |
| Corporate bonds | 396.9 | 391.8 | 377.4 |
| Accrued interest | 10.9 | 14.1 | 14.1 |
| Total | \$ 1,093.5 | \$ 1,106.4 | \$ 986.0 |

Investment Holdings by Type - Book Values (in Millions)


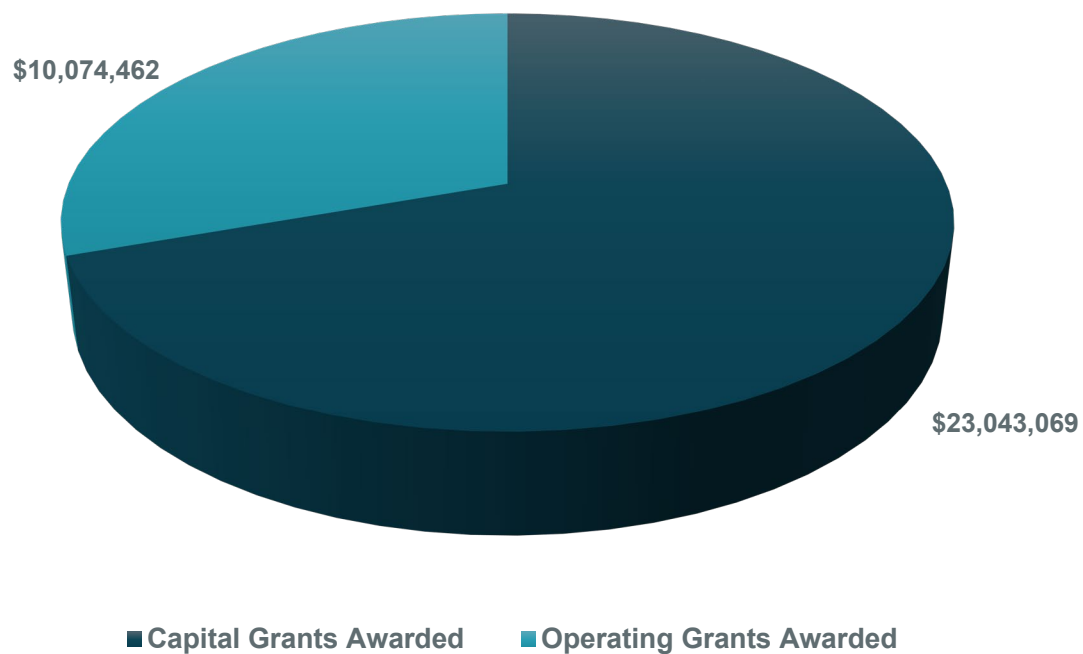


Grants

As of June 30, 2023

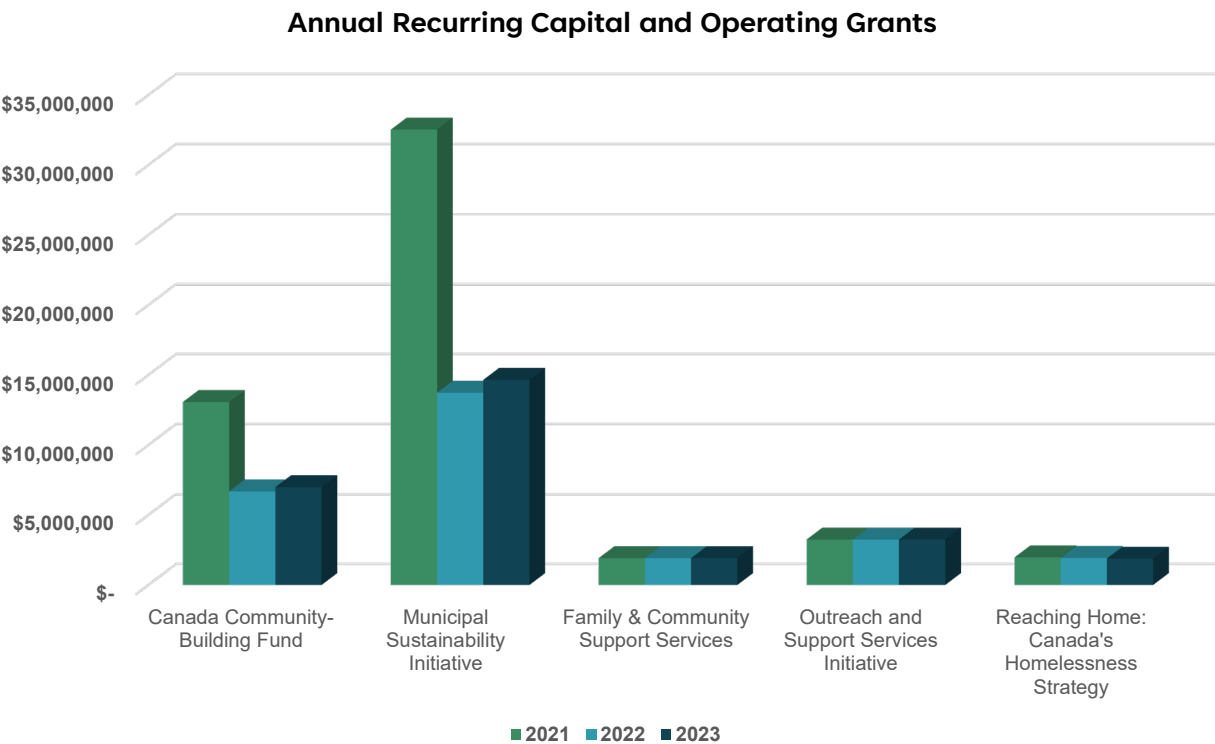
The Municipality has been awarded grants totaling \$33.1 million as of the second quarter, comprised of \$23.0 million in capital grants and \$10.1 million in operating grants. The following pages detail significant grants received to date. Refer to Appendix's A and C for details of all grants received to date.

2023 Year-to-date Capital and Operating Grants



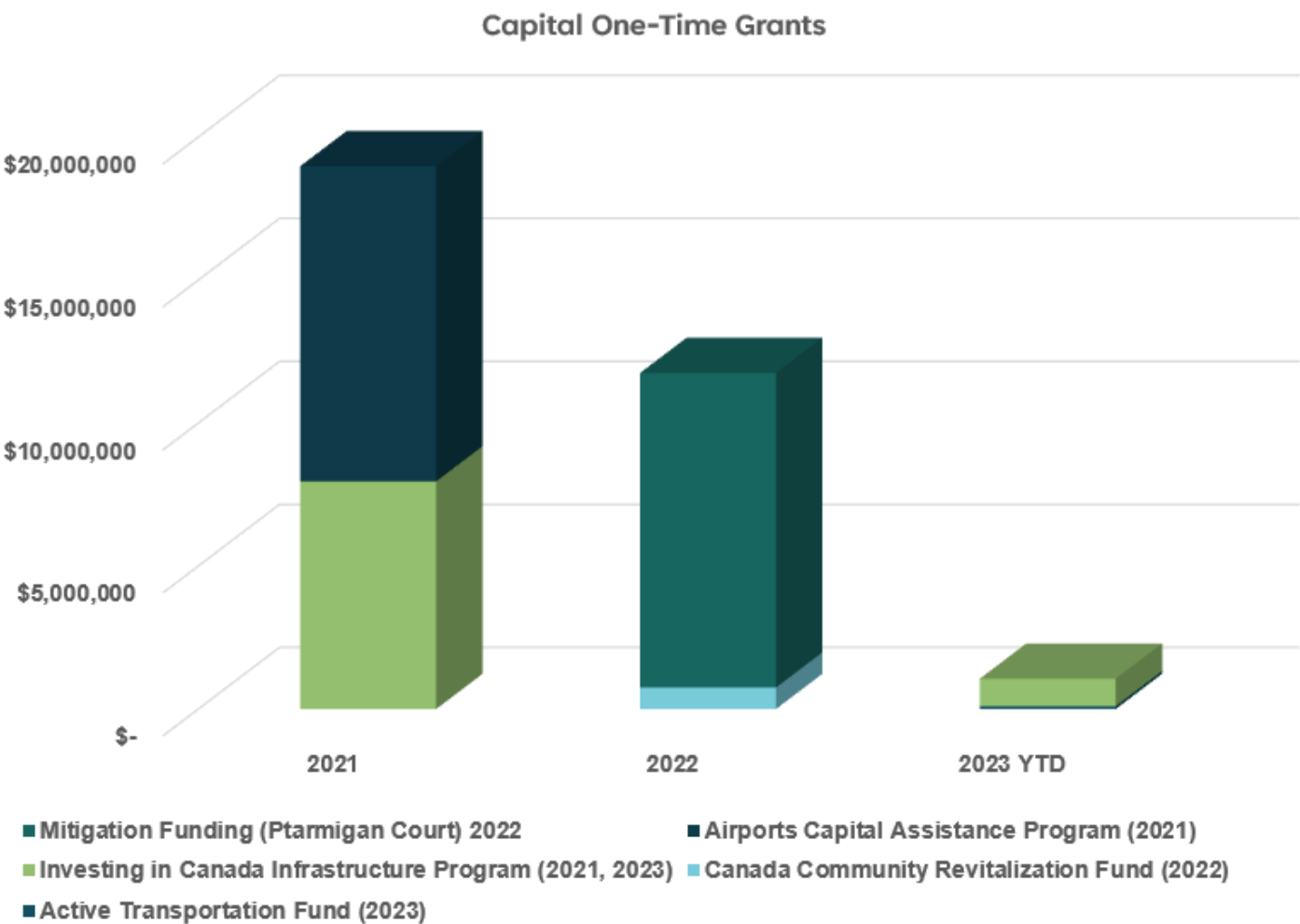
Annually Recurring Grants

- The Canada Community-Building Fund (CCBF; formerly Gas Tax Fund) - \$6.9 million was awarded to fund capital projects including Thickwood Perimeter Sewer Construction and Rural Water and Sewer Servicing.
- The Provincial Municipal Sustainability Initiative (MSI) - \$14.7 million was awarded to fund capital projects including Rural Water and Sewer Servicing, Rural Infrastructure Rehabilitation, Public Works North Facilities and Saunderson Pressure Reducing Valve Construction.
- Family & Community Support Services (FCSS) - \$1.9 million. Through the FCSS grant, the Government of Alberta (GOA) funds up to 80% of qualifying social service expenditures incurred by the Municipality, many of which are administered by local non-profit organizations who rely on grant funding from the Municipality.
- The Outreach and Support Services Initiative (OSSI) - \$3.3 million. The Provincial OSSI grant assists the Municipality’s Community Housing Plan. At least 90% of grant proceeds are issued directly to non-profit organizations.
- Reaching Home: Canada’s Homelessness Strategy - \$1.9 million. Like OSSI, the Federal Government assists our Community Housing Plan through the Reaching Home grant. A minimum of 85% of grant proceeds are issued directly to non-profit organizations.

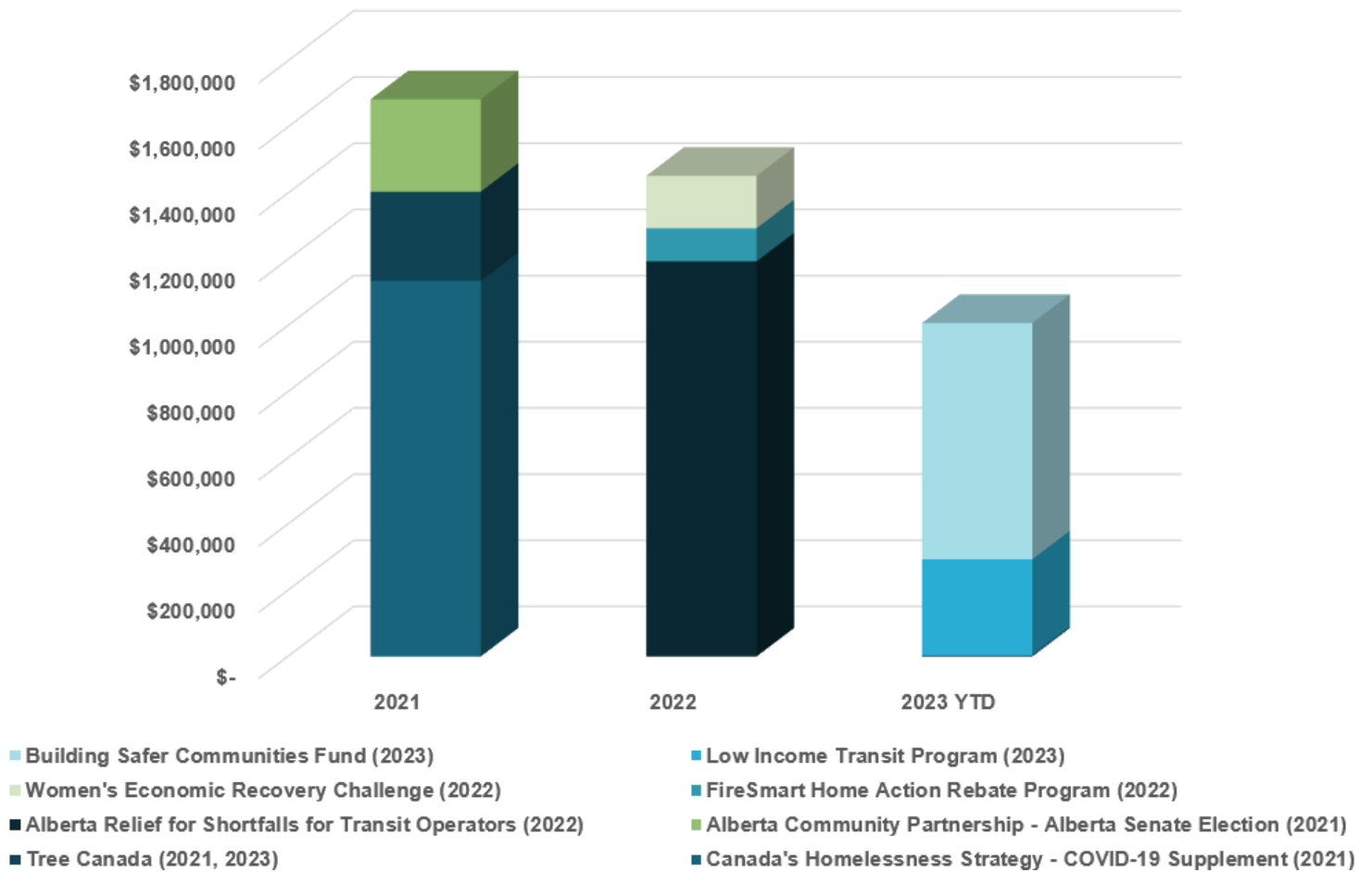


One-time Grants

- Investing in Canada Infrastructure Program (ICIP) Covid-19 Resilience - \$1.0 million to fund Sapræ Creek Trail Rehabilitation.
- Building Safer Communities Fund (BSCF) - \$0.7 million to support RMWB’s Creating Opportunities to Connect project during 2023. The total grant amount is \$1.8 million, of which the remaining \$1.1 million is eligible during 2024 and 2025.
- Low Income Transit Program (LITP) - \$0.3 million to support RMWB’s Bus Pass Program which expands access to public transportation.



Operating One-Time Grants



Research into grant opportunities and stakeholder consultation is an on-going process with evolving eligibility criteria.



Extraordinary Events

2023 Rocky River Wildfire

The Municipality has submitted a preliminary application under the Disaster Recovery Program (DRP) for the 2023 Rocky River Wildfire. Efforts towards recoverable expense identification is still in progress. The initial estimate is \$8.2 million.

2020 River Break Up

The Municipality has spent \$30.4 million in recoverable River Break Up (RBU) costs since April 2020. To date, the Province has advanced \$20.0 million for reimbursable expenses under the Disaster Recovery Program (DRP) and our insurance provider has advanced \$0.5 million.

Administration is working with the Province to quantify claims. The RBU project summary estimate is \$33.3 million. As of June 30, 2023, \$29.7 million has been submitted to DRP or is a submission in progress.

2020 River Break Up Recoverable Costs

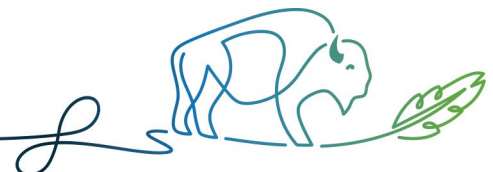
April 24, 2020 to June 30, 2023

| | DRP | Insurance | Total |
|--|-----------------------|---------------------|-----------------------|
| Approved Submissions | \$ (3,115,429) | \$ (500,000) | \$ (3,615,429) |
| Submitted - Not Yet Approved | (2,568,248) | - | (2,568,248) |
| In Progress | (24,060,479) | (162,390) | (24,222,869) |
| Total 2020 River Break Up Recoverable | (29,744,156) | (662,390) | (30,406,546) |
| Advances Received | 20,000,000 | 500,000 | 20,500,000 |
| Total 2020 River Break Up Costs | | | |
| Advanced (Unrecovered) | \$ (9,744,156) | \$ (162,390) | \$ (9,906,546) |

2020 River Break Up Project Summary

April 24, 2020 to June 30, 2023

| | RMWB Project Estimate | Actuals To Date | Remaining |
|--|-----------------------|----------------------|---------------------|
| DRP Response | \$ 10,500,000 | \$ 10,285,374 | \$ 214,626 |
| DRP Recovery | 21,800,000 | 19,458,782 | 2,341,218 |
| Insurance | 1,000,000 | 662,390 | 337,610 |
| Total 2020 River Break Up Project Summary | \$ 33,300,000 | \$ 30,406,546 | \$ 2,893,454 |



2016 Horse River Wildfire

The Municipality has spent \$284.2 million in recoverable wildfire costs since May 2016. To date, the Province has advanced \$235.5 million for reimbursable expenses under the Disaster Recovery Program (DRP), FireSmart has paid \$8.4 million, our insurance provider has paid \$29.6 million and Red Cross has paid \$9.0 million.

FireSmart, insurance and Red Cross files are closed as all claims are complete.

As of June 30, 2023, \$237.2 million of claims have been submitted to the Province, of which approximately \$1.8 million are under review for approval. No further claims will be submitted.

2016 Wildfire Recoverable Costs May 1, 2016 to June 30, 2023

| | DRP | FireSmart | Insurance | Red Cross | Total |
|--|-----------------------|--------------------|---------------------|--------------------|-----------------------|
| Approved Submissions | \$(235,458,890) | \$ (5,987,179) | \$ (21,469,614) | \$ (7,523,532) | \$(270,439,215) |
| Submitted - Not Yet Approved | (1,752,861) | - | - | - | (1,752,861) |
| In Progress | - | - | - | - | - |
| Total 2016 Wildfire Operating Recoverable | (237,211,751) | (5,987,179) | (21,469,614) | (7,523,532) | (272,192,076) |
| Capital Spending | - | (2,379,686) | (8,160,401) | (1,463,927) | (12,004,014) |
| Total 2016 Wildfire Recoverable | (237,211,751) | (8,366,865) | (29,630,015) | (8,987,459) | (284,196,090) |
| Advances Received | 235,458,890 | 8,366,865 | 29,630,015 | 8,987,459 | 282,443,229 |
| Total 2016 Wildfire Costs | | | | | |
| Advanced (Unrecovered) | \$ (1,752,861) | \$ - | \$ - | \$ - | \$ (1,752,861) |



Appendix A

As of June 30, 2023

Capital Grants Awarded

| Capital Grants Awarded | 2023 YTD | 2022 | 2021 | Information |
|---|----------------------|----------------------|----------------------|---|
| Annual Grants | | | | |
| Canada Community-Building Fund (formerly Gas Tax Fund) | \$ 6,991,789 | \$ 6,692,949 | \$ 13,077,286 | 2023 YTD amount includes the full year's grant. 2021 amount included a one-time top-up of \$6,389,882. |
| Municipal Sustainability Initiative (MSI) | 14,654,149 | 13,737,225 | 32,531,521 | 2023 YTD amount includes the full year's grant. The MSI grant will be replaced by the LGFF (Local Government Fiscal Framework) in 2024. The 2021 amount included an \$11.6 million advance of MSI grants that would have otherwise been issued from 2022 to 2023. |
| 9-1-1 Grant | 337,131 | 661,883 | 474,319 | The objective of the 911 Grant Program is to strengthen and support local delivery of 911. The 2023 YTD amount includes two of four quarterly installments. |
| Total Annual Capital Grants | 21,983,069 | 21,092,057 | 46,083,126 | |
| One-Time Grants | | | | |
| Active Transportation Fund (ATF) | 100,000 | - | - | Infrastructure Canada awarded \$50,000 towards each of two projects: Active Transportation Trail Phase 2 and Prairie Creek Perimeter Trail. |
| Airports Capital Assistance Program (ACAP) | - | - | 11,021,416 | Transport Canada approved of grant funding for Fort Chipewyan Airside Pavement Rehabilitation. |
| Canada Community Revitalization Fund (CCRF) | - | 750,000 | - | Awarded for the Snye Point Outdoor Event Space. |
| Investing in Canada Infrastructure Program (ICIP) COVID-19 Resilience | 960,000 | - | 7,960,000 | To date, \$8,920,000 has been awarded for the following projects: \$3,800,000 for the Franklin and Main Park in 2021 \$800,000 for Real Martin Drive Trail Improvements in 2021 \$3,360,000 for Wood Buffalo Rehabilitation in 2021, and \$960,000 for Sapræe Creek Trail Rehabilitation in 2023. |
| 2020 Mitigation Funding (Ptarmigan Court) | - | 11,000,000 | - | Grant awarded to support the purchase/buyout of properties and structures in the municipality |
| Recreation Energy Conservation Program | - | - | 26,152 | Casman Centre Heating Controls Upgrade |
| Total One-Time Capital Grants | 1,060,000 | 11,750,000 | 19,007,568 | |
| Total Capital Grants | \$ 23,043,069 | \$ 32,842,057 | \$ 65,090,694 | |

Appendix B

As of June 30, 2023

Capital Grants in Progress

| Capital Grant Applications in Progress | Amount | Information |
|--|----------------------|---|
| Disaster Mitigation and Adaptation Fund (DMAF) | \$ 45,187,200 | An application was submitted in July 2023 for Flood Mitigation Reach 6 and Taiga Nova South. If approved, grant funds of up to \$45,187,200 may be awarded. |
| Investing in Canada Infrastructure Program (ICIP) - COVID-19 Resilience Stream | 8,945,459 | In March 2023, four applications were submitted for the following projects. If approved, grant funds of up to \$8,945,459 may be awarded. Memorial Park Phase 2 Building Management (Automation) System Fort Chipewyan 6 Bay Garage and Animal Control Facility - Phase 2 Conklin Water Treatment Plant Upgrades - Construction |
| Green and Inclusive Community Buildings Program (GICB) | 1,899,839 | Application was submitted in February 2023 for the Centerfire Ice Plant project. |
| Northern Regional Economic Development Program (NRED) | 200,000 | An application was submitted in January 2023 for Downtown Wayfinding Entry Signs and Downtown Streetscape Improvements. If approved, grant funds of up to \$200,000 may be awarded. |
| Universal Broadband Fund (UBF) and Alberta Broadband Fund (ABF) | 9,885,000 | In 2021, an application was submitted under the UBF to improve broadband services to the hamlets of Anzac, Janvier, Conklin, Draper and Fort McKay and to provide high-speed internet to residents and businesses within these hamlets. A similar application was submitted in March of 2023 under the Alberta Broadband Fund. |
| Total Capital Grants in Progress | \$ 66,117,498 | |

Appendix C

As of June 30, 2023

Operating Grants Awarded

| Operating Grants Awarded | | | | Information |
|---|------------------|------------------|------------------|---|
| Annual Grants | 2023 | 2022 | 2021 | |
| Family & Community Support Services | \$ 1,924,513 | \$ 1,924,513 | \$ 1,924,513 | Provincial level program through Alberta Human Services. Payment is based on population. |
| Outreach and Support Services Initiative (OSSI) | 3,251,000 | 3,251,000 | 3,251,000 | Provincial homelessness grant. |
| Police Services Grant (PSG) | 1,509,842 | 1,509,842 | 1,509,840 | The latest annual grant was awarded in November 2022 for the period of April 1, 2022 to March 31, 2023. The grant for the period of April 1, 2023 to March 31, 2024 is expected to be confirmed by the end of 2023. |
| Reaching Home: Canada's Homelessness Strategy | 1,877,246 | 1,940,399 | 1,972,652 | Federal homelessness grant. |
| Victims of Crime Fund - Grant to Victims Services | 299,000 | 299,000 | 373,750 | Grant to provide services that benefit victims during their involvement with the criminal justice process. |
| Victims of Crime Fund - Indigenous Victims Outreach Specialist (IVOS) | 100,000 | 100,000 | 125,000 | Annual grant for Indigenous Victims Outreach Specialist. |
| Celebrate Canada Program | 40,000 | 35,000 | 25,000 | Canadian Heritage provides financial support for Canada Day activities. |
| Total Annual Operating Grants | 9,001,601 | 9,059,754 | 9,181,755 | |

Operating Grants Awarded Cont'd.

| One-Time Grants | 2023 YTD | 2022 | 2021 | |
|---|----------------------|----------------------|----------------------|--|
| Building Safer Communities Fund (BSCF) | 714,186 | - | - | In May 2023, Public Safety Canada awarded \$1,836,388 to support RMWB's Creating Opportunities to Connect project over 3-year period ending March 31, 2026, including \$714,186 for the period of April 1, 2023 to March 31, 2024. |
| Low Income Transit Program (LITP) | 290,328 | - | - | In Q1 of 2023, the Government of Alberta awarded \$290,328 to support RMWB's low-income bus pass program for the period of April 1, 2022 to March 31, 2024. |
| Fire Services Training Program Grant | 4,347 | - | - | Awarded to support costs of internal course delivery. |
| New Horizon for Seniors Program (NHSP) | 10,500 | - | - | Awarded to support the cost of advertising to reach out to volunteers for the RMWB Snow Angels Program. |
| Reaching Home: Canada's Homelessness Strategy - COVID-19 Supplement | - | - | 1,135,067 | A COVID-19 supplement was added to the annual Reaching Home Federal homelessness grant in 2021. |
| Alberta Community Partnership (ACP) - Alberta Senate Election | - | - | 279,218 | Grant to support the province-wide election of nominees of Canada's Senate and the Referendum Act. |
| Women's Economic Recovery Challenge (WERC) | - | 158,450 | - | Through the WERC grant, the Government of Alberta funds initiatives that help women's economic opportunities by providing strategies and solutions to address barriers. An application was submitted for the Workplace Inclusion Charter - Expansion and Implementation project. |
| Alberta Heritage Preservation Partnership Program | - | 18,911 | - | For the Wood Buffalo Heritage Resources Management Plan project. Project entails updating Heritage Survey documentation and developing a Heritage Inventory and Management Plan. |
| Alberta Community Restorative Justice (ACRJ) | 50,000 | 15,000 | - | Funding to assist in developing capacity to ensure Restorative Justice is available to all communities within the region. |
| Alberta Relief for Shortfalls for Transit Operators (RESTOR) | - | 1,194,284 | - | Grant to assist municipalities to recover from low transit ridership as a result of the COVID-19 pandemic. |
| Tree Canada | 3,500 | - | 269,825 | Awarded for tree planting expenses. 2023 amount is to be used at Dickinsfield school sites. |
| FireSmart Home Action Rebate Program | - | 100,000 | - | Created from a grant from Intact Public Entities and Intact Financial Corporation, the FireSmart Home Action Rebate Program will help homeowners in the Region use fire-resistant materials in home upgrades. |
| Enbridge Safe Community Grant | - | 7,500 | - | Funding to support the Home Fire Safety Program, which provides residents in high fire-risk areas with alarm systems free of charge. |
| Total One-Time Operating Grants | 1,072,861 | 1,494,145 | 1,684,110 | |
| Total Operating Grants | \$ 10,074,462 | \$ 10,553,899 | \$ 10,865,865 | |

Appendix D

As of June 30, 2023

Unsuccessful Grant Applications

| Unsuccessful Capital and Operating Applications | 2023 | Information |
|--|----------------------|---|
| Green and Inclusive Community Buildings Program (GICB) | \$ 18,827,144 | An application was submitted in February 2023 for the Fort Mckay Community Centre project. We were informed that the application was not approved in July 2023. |
| Emergency Management Preparedness Program (EMPP) | \$ 25,000 | In March 2023, an operating grant application was not approved for the project: Business Continuity Planning in the Private Sector - Building on Relationships and Resiliency in the RMWB. |
| Alberta Municipal Water/Wastewater Program (AMWWP) | 2,700,000 | In March 2022, an application was submitted for the Conklin Water Treatment Plant Upgrades - Construction project. Grant approval was not received under the March 2022 intake. The next annual AMWWP intake falls in November 2023, which is subsequent to the project's start date during the construction season of 2023. Therefore, a separate grant application was submitted under the ICIP COVID-19 Resilience Stream. |
| Federal Active Transportation Fund | 9,810,000 | An application was submitted in 2022 for the Snye Point Outdoor Event Space. We were informed that the application was not approved in January 2023. |
| Total Unsuccessful Capital and Operating Applications | \$ 31,362,144 | |



REGIONAL MUNICIPALITY
OF **WOOD BUFFALO**