



Regional Municipality of Wood Buffalo Quarterly Financial Report

For the quarter ended September 30, 2020



TABLE OF CONTENTS

MUNICIPAL OPERATING REVENUES AND EXPENSES 3

 Municipal Operating Revenues and Expenses 4

FINANCIAL POSITION..... 8

 Capital 9

 Bank and Investments..... 10

 Grants..... 12

Extraordinary Events 19

 2016 Wildfire..... 20

 2020 River Break Up..... 21

 COVID-19..... 22

MUNICIPAL OPERATING REVENUES AND EXPENSES



Municipal Operating Revenues and Expenses

For the Period Ending September 30, 2020

	September Actual YTD	September Budget YTD	Budget YTD Variance Increase (Decrease)	Annual Budget	Annual Projections	Annual Budget Variance Increase (Decrease)
Revenues:						
Net taxes available for municipal purposes	\$ 367,952,668	\$ 369,716,350	\$ (1,763,682)	\$ 492,955,800	\$ 493,109,539	\$ 153,739
Government transfers	11,859,084	11,137,023	722,061	15,603,760	16,967,760	1,364,000
Sales and user charges	31,226,014	26,524,938	4,701,076	34,202,685	40,606,355	6,403,670
Sales to other governments	2,035,762	2,109,205	(73,443)	2,703,400	2,703,400	-
Penalties and costs on taxes	2,393,365	1,571,500	821,865	2,269,000	2,941,000	672,000
Licenses and permits	1,230,900	856,400	374,500	943,000	1,357,000	414,000
Fines	957,512	1,080,000	(122,488)	1,323,000	1,323,000	-
Franchise and concession contracts	6,143,407	6,165,000	(21,593)	8,175,000	8,175,000	-
Return on investments	40,028,245	15,681,600	24,346,645	21,510,000	42,510,000	21,000,000
Rentals	1,200,908	895,950	304,958	1,152,500	1,503,000	350,500
Other	333,521	292,900	40,621	382,200	403,600	21,400
	465,361,386	436,030,866	29,330,520	581,220,345	611,599,654	30,379,309
Expenses:						
Salaries, wages and benefits	166,096,790	167,678,174	(1,581,384)	222,195,412	222,363,811	168,399
Contracted and general services	38,584,386	52,133,506	(13,549,120)	69,746,860	69,754,133	7,273
Purchases from other governments	18,113,598	18,439,884	(326,286)	24,587,720	24,237,720	(350,000)
Materials, goods, supplies and utilities	22,088,702	26,954,222	(4,865,520)	35,621,254	34,241,974	(1,379,280)
Provision for allowances	4,623,698	359,000	4,264,698	1,226,000	4,802,000	3,576,000
Transfers to local boards and agencies	438,478	385,110	53,368	513,480	566,850	53,370
Transfers to individuals and organizations	56,928,753	54,266,655	2,662,098	60,247,599	63,692,599	3,445,000
Bank charges and short-term interest	142,915	162,395	(19,480)	215,120	149,320	(65,800)
Other	152,200	12,740	139,460	16,900	16,900	-
	307,169,520	320,391,686	(13,222,166)	414,370,345	419,825,307	5,454,962
Reserves:						
Transfers to reserves/operations	125,348,300	125,303,845	44,455	166,850,000	166,850,000	-
	125,348,300	125,303,845	44,455	166,850,000	166,850,000	-
Operating surplus (deficit)	\$ 32,843,566	\$ (9,664,665)	\$ 42,508,231	\$ -	\$ 24,924,347	\$ 24,924,347

Municipal Operating Revenues and Expenses (continued)

As of September 30, 2020, the Municipality is projecting an annual surplus of \$24.9 million. The annual projected surplus consists of an operating revenue increase of \$30.4 million and an operating expense increase of \$5.5 million.

Operating Revenues

Year to date operating revenues to September 30, 2020 are \$465.4 million. The annual revenue projection is \$611.6 million which reflects a projected increase of \$30.4 million. This projection increase is shown primarily in:

- Government Transfers increased by \$1.4 million; this increase includes \$0.6 million to support the homeless community and \$0.7 million to support vulnerable populations during the Covid-19 pandemic. Note: The \$0.7 million to support vulnerable populations is offset by an increase in expenses of the same amount (see increase in Transfers to Individuals and Organizations).
- Sales and User Charges increased by \$6.4 million; this increase is mainly due to lifting of the Boil Water Advisory earlier than budgeted and higher than anticipated activity during the COVID-19 pandemic.
- Penalties and costs on taxes increased by \$0.7 million based on penalties charged in the first quarter on outstanding prior year property tax accounts.
- Return on Investments increased by \$21.0 million due to increased yields and continued strategic investment administration.

Operating Expenses

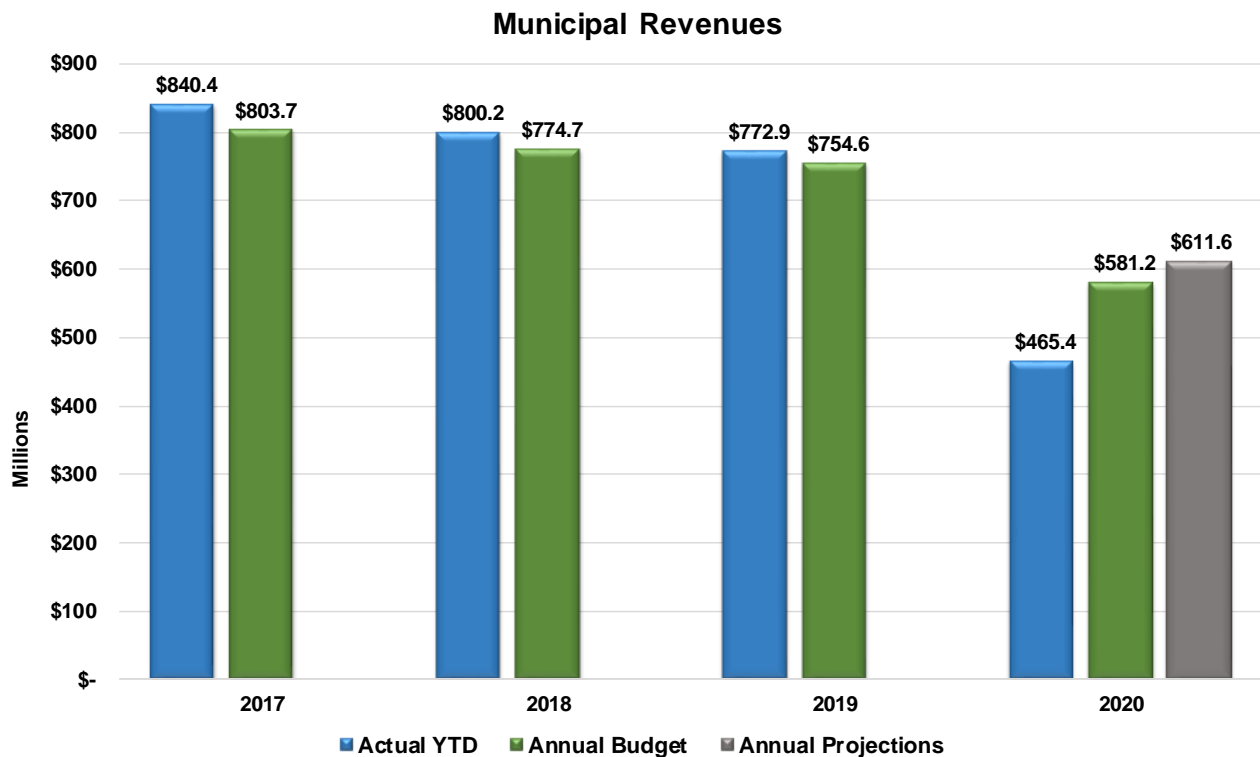
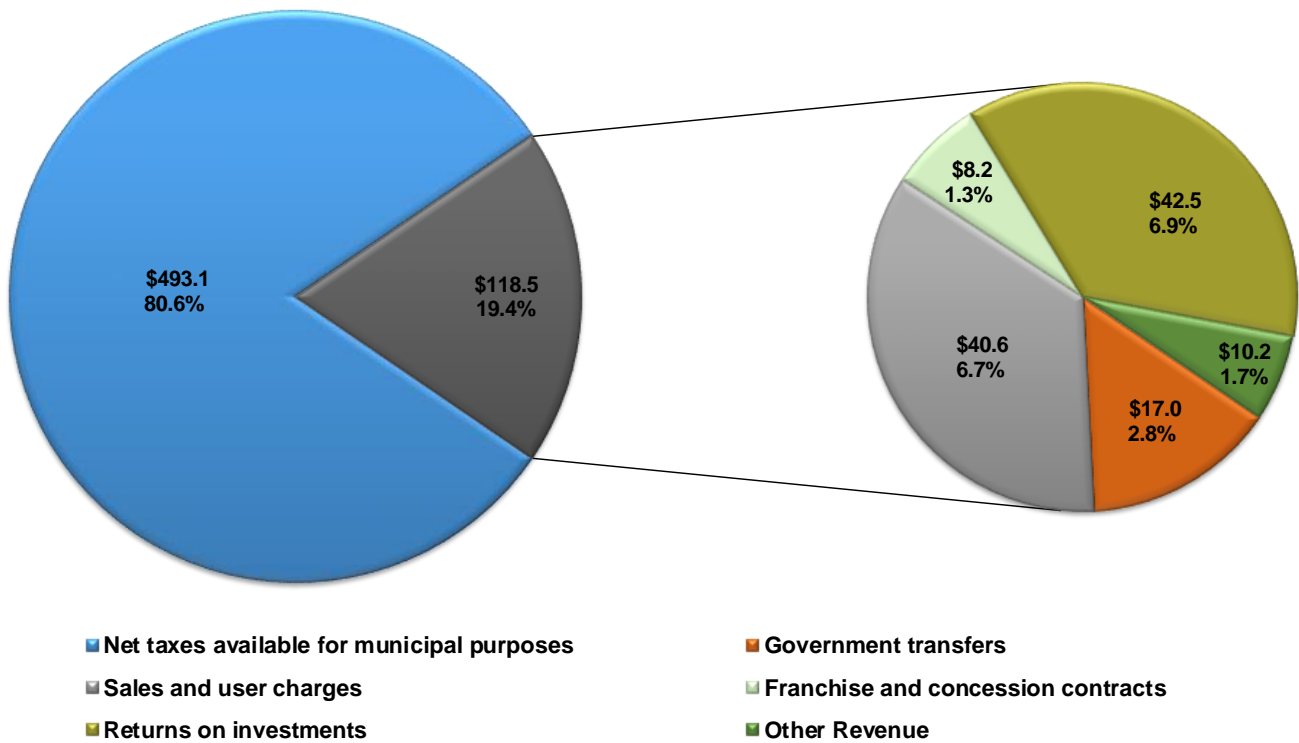
Year to date operating expenses to September 30, 2020 are \$307.2 million. On an annual basis the expense projection is \$419.8 million which reflects a projection increase of \$5.5 million. This projection increase is shown primarily in:

- Materials, Goods, Supplies and Utilities decreased by \$1.4 million; this decrease includes \$0.9 million from lower fuel prices, \$0.4 million from less road materials as a result of a milder winter and \$0.3 million decrease from changes to community events due to the COVID-19 pandemic.
- Provision for Allowances increased by \$3.6 million as a result of a lower budget for prior year property tax accounts.
- Transfers to Individuals and Organizations increased by \$3.4 million; this increase includes \$2.7 million from an unbudgeted grant to a local recreational site and \$0.7 million to support vulnerable populations (see note above regarding Government Transfers Revenue).

Municipal Operating Revenues and Expenses (continued)

Operating Revenues

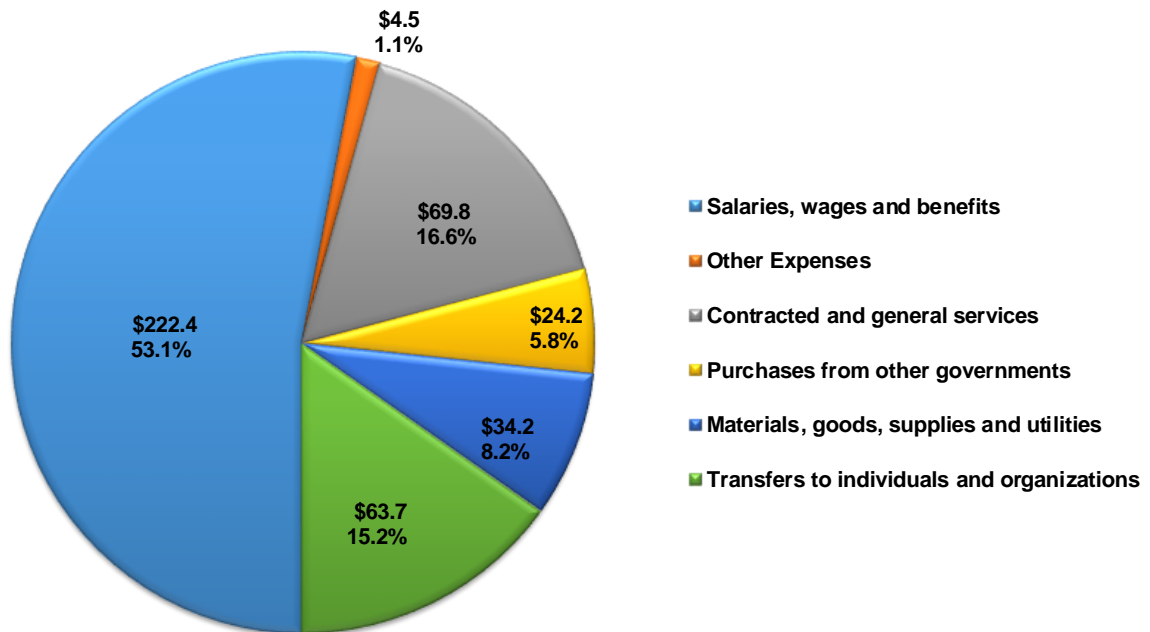
2020 Revenue - Annual Projections
(In Millions)



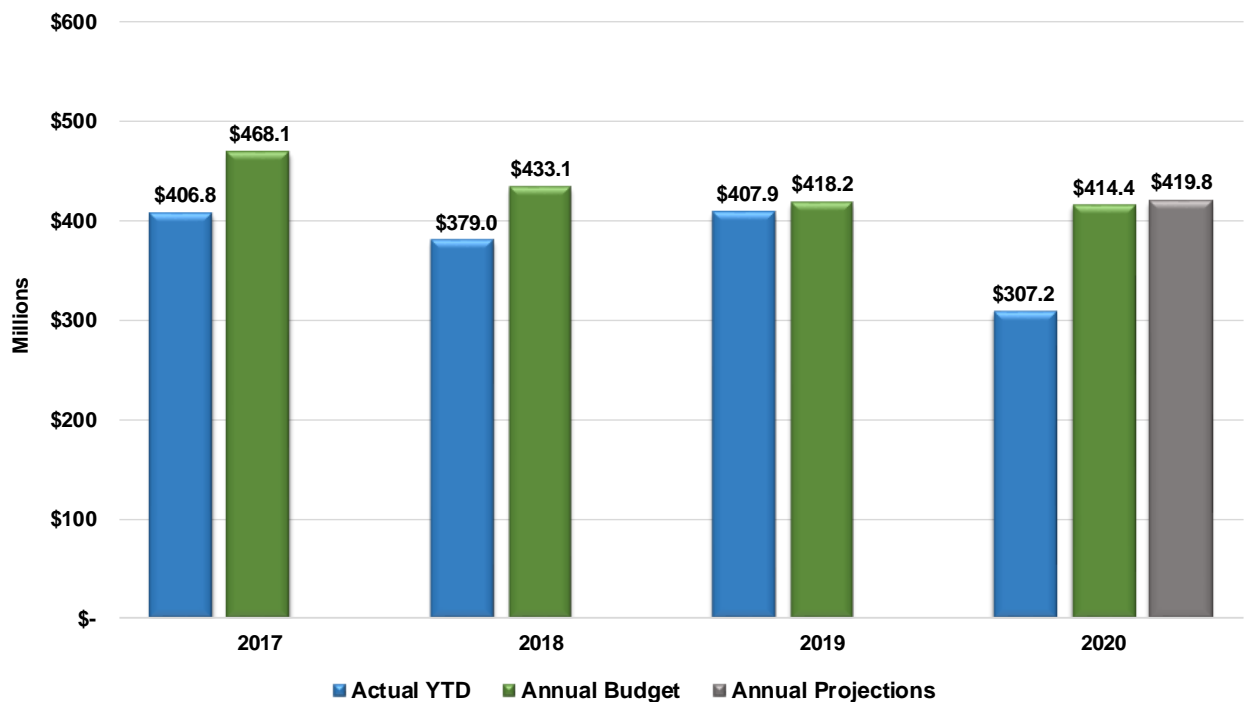
Municipal Operating Revenues and Expenses (continued)

Operating Expenses

**2020 Expenses (excluding reserves)
Annual Projections (in Millions)**



Municipal Expenses (excluding reserves)



FINANCIAL POSITION

Capital

Capital Project Spending

For the Period Ending September 30, 2020

Project Name	2020 Actual YTD \$
Top 20	
Rural Water/Sewer Servicing Construction	\$ 19,888,920
Urban Infrastructure Rehabilitation Construction 2019	8,129,461
2019 Snow Disposal Site - Construction	7,753,166
Rural Infrastructure Rehabilitation 2015-2017 - Construction	6,142,016
Thickwood Perimeter Sewer - Construction	2,949,864
Fort McMurray WTP PACL Tank Design/Build	2,301,165
Replacement of Pumper Trucks 310 & 311 (Urban)	2,178,134
Fort Chipewyan Lift Station Upgrades - Construction	1,505,970
Saline Creek Parkway Phase 2 - (Design Connection F)	1,491,623
Fort McKay Fire Hall - Construction	1,479,099
Urban Infrastructure Rehabilitation Street Improvement 2019	1,465,675
Abasand Heights Pumphouse - Construction	1,437,497
Storm/Sewer/Water Upgrades in Mackenzie/Beacon Hill - Construction	1,375,480
Chip Seal Highway 48 Fort Fitzgerald to Fort Smith	1,320,582
Fort Chipewyan WTP Expansion Construction	1,154,880
Transit Facility (Green Trip) - Construction	1,127,546
Urban Infrastructure Rehabilitation 2018 - Construction	1,122,868
Fort McMurray WWTP Process Improvement - Construction	1,041,978
Fort McMurray Animal Control Centre	1,031,574
Fire Training Area and Site Preparation	844,735
All Other Project Costs	\$ 20,440,666
Total Capital Spending	\$ 86,182,897

**Spending equals total Settlement for the month driven by Service Entry Sheet entries on capital internal orders*

WTP = Water Treatment Plant

PACL = Poly Aluminum Chloride

TRIP = Transit Incentives Program

WWTP = Waste Water Treatment Plant

The Municipality approved the 2020 capital budget of \$154.1 million which includes \$0.7 million for Public Art. As of September 30, 2020, the capital budget has been revised to \$156.8 million stemming from 2020 capital amendment net increases of \$2.7 million. As of September 30, 2020, \$86.2 million has been spent on the delivery of capital projects. The top three projects by spending - Rural Water/Sewer Servicing, Urban Infrastructure Rehabilitation Construction 2019 and Snow Disposal Site combined are 42% of the total spend.

Bank and Investments

Bank As of September 30, 2020 (in millions)

Cash	
Operating - Bank Balance	\$ 455.5
Investments	852.5
Total Cash	1,308.0
Committed Funds	
Operating Requirements	369.4
Deferred Revenue	
Grants	44.9
Developer Agreements	3.3
Offsite Levies	2.7
	50.9
Reserves	
Committed Funds	
Capital	544.4
Emerging Issues	128.8
Operating	50.4
	723.6
Total Committed Funds	1,143.9
Remaining	\$ 164.1

The current amount of cash in the bank plus investments total \$1.3 billion as of September 30, 2020. The commitments against this balance include \$369.4 million for operating requirements, \$50.9 million in deferred revenues, which is money the Municipality has received in advance but is committed to spend in the future and \$723.6 million in committed reserve funds.

Bank and Investments (continued)

Investments

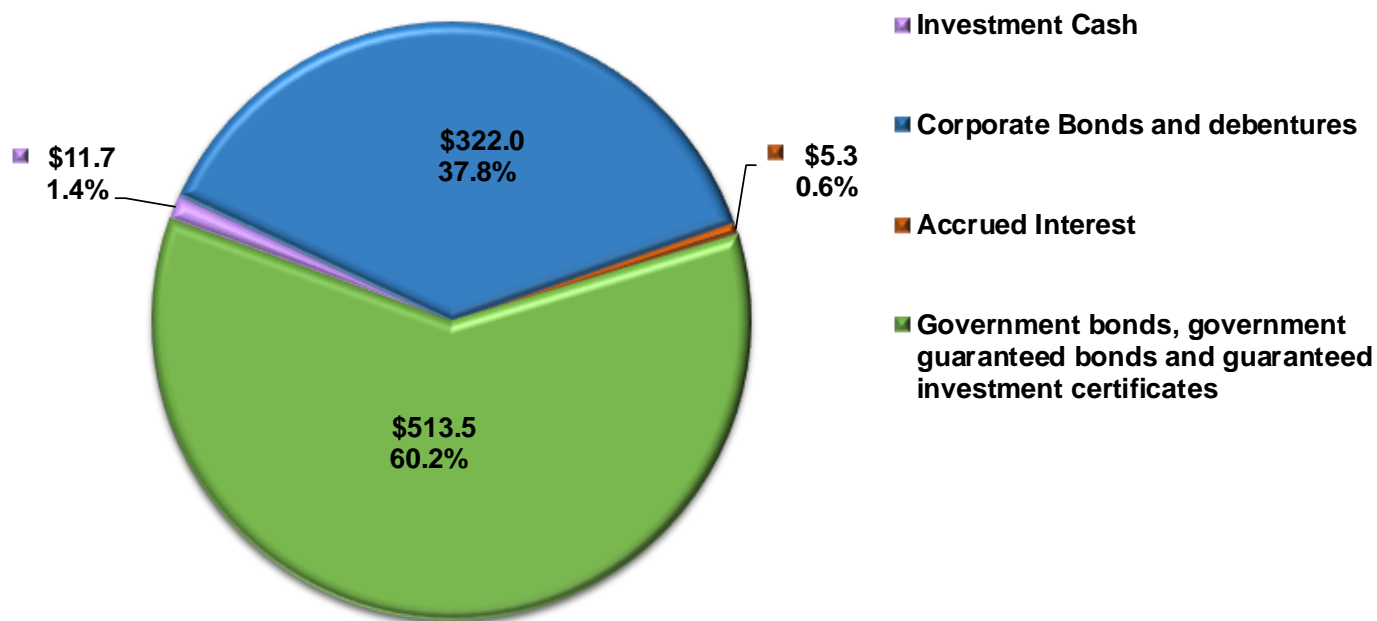
The Municipality has \$852.5 million in investment holdings as of September 30, 2020, of which \$91.0 million are short-term investments with maturity dates under one year. Returns on investments to September 30, 2020 total \$40.0 million with \$37.2 million from investment income and \$2.8 million from interest income.

Investment Holdings

(In Millions)

Type:	Cost Value @ December 31, 2019	Cost Value @ September 30, 2020	Market Value @ September 30, 2020
Investment Cash	\$ 2.4	\$ 11.7	\$ 11.7
Government bonds, government guaranteed bonds and guaranteed investment certificates	516.7	513.5	526.7
Corporate bonds and debentures	294.1	322.0	327.4
Accrued interest	4.6	5.3	5.3
Total	\$ 817.8	\$ 852.5	\$ 871.1

**Investment Holdings by Type - Book Values
(in Millions)**



Grants

To date the Municipality has received approval or preliminary allocations for \$18.1 million in operating grants and \$54.3 million in capital grants, including an allocation of \$13.3 million under the Municipal Stimulus Program (MSP) and \$13.3 million under the Municipal Operating Support Transfer (MOST).

There are four capital grant applications totaling \$85.7 million that have been submitted for consideration with the government. The capital grant applications include:

- Alberta Municipal Water/Wastewater Program (AMWWP) for \$49.9 million,
- Airports Capital Assistance Program (ACAP) for \$14.5 million for the Pavement Overlay project,
- GreenTRIP Grant – Round 2 for \$3.4 million and
- Investing in Canada Infrastructure Program for \$17.9 million.

Research into grant opportunities is an on-going process.

Grants (continued)

Summary of Capital and Operating Grants Awarded As At September 30, 2020

Past & Current Capital Grants	2020	2019	2016-2018	Information
Provincial and Federal Allocations				
Federal Gas Tax Fund (FGTF)	\$ 6,388,689	\$ 6,499,011	\$ 19,837,563	2020 amount is preliminary allocation
Federal Gas Tax Fund (FGTF) - one-time top-up 2019		6,121,681	-	In 2019, there was a one-time payment from Canada to Alberta, in addition to the 2019 funding transfer. The top-up is intended to be directed towards municipal infrastructure needs.
Municipal Sustainability Initiative (MSI)	25,832,442	16,910,000	79,749,741	2020 amount is preliminary allocation
MSI Additional			23,571,422	
Municipal Stimulus Program (MSP)	13,276,133			2020 amount is the preliminary allocation for construction of capital projects before December 31, 2021. Objectives of the MSP include job creation, enhanced provincial competitiveness, future economic growth and reduction of municipal red-tape to promote private sector investment.
Engineering				
Alberta Community Resilience Program (ACRP)		6,590,000	-	2019 - Funding awarded for Flood Mitigation Projects - Reaches 7,8,9 (Lower Townsite)
Alberta Municipal Water/Wastewater Partnership (AMWWP) - Conklin WTP Phase 1 Expansion			4,286,347	Original approval in 2004 was for a \$922,500 contribution under the AMWWP program. A cost revision funding request was submitted in 2016 which resulted in additional AMWWP contribution of \$4,286,347 under AMWWP. Total grant \$5,208,847.25.
Alberta Municipal Water/Wastewater Partnership (AMWWP) - Conklin WTP Phase 2 Upgrades - Construction			764,354	Application submitted Nov 2015. Revised November 2016. Approved for \$764,354 representing 27% of eligible costs.
Alberta Municipal Water/Wastewater Partnership (AMWWP) - Fort Chipewyan WTP Expansion			19,756,092	Application submitted Nov 2015. Revised January 21, 2016. Approved for \$19,756,092 representing 69.64% of eligible costs.
Canada 150 Program - Administered by Western Economic Diversification Canada			200,000	2017 - Anzac Community Centre Upgrades
Community Facility Enhancement Program (CFEP)			123,500	The Ptarmigan Nordic Ski Club with the support of the Regional Municipality of Wood Buffalo has secured a grant to offset 50% of the cost of the Furniture, Fixtures and Equipment required for the Doug Barnes Cabin Expansion - Construction project.
First Nations Water Tie-In Program	4,474	44,742	-	Funding was approved to conduct a Regional Water Transmission Line Extension Feasibility study. The study will look at a regional system from the Hamlet of Fort Chipewyan that will provide service to the Mikisew Cree First Nations in the Allison Bay area. An additional 10% was approved in 2020.
Strategic Transportation Infrastructure Program (STIP)			574,035	Fort Chipewyan Winter Road Culvert Replacement (\$765,380 total cost) 75% approved
Investing in Canada Infrastructure Program (ICIP)	8,629,991			Green Infrastructure funding for the Lower Townsite Flood Mitigation Project Reaches 7 and 8. The total grant of \$8,629,991 consists of \$5,117,995 from the Government of Alberta and \$3,441,996 from the Government of Canada.
Public Works				
Airport Capital Assistance Program (ACAP) Funding			1,588,208	Airfield Lighting Rehabilitation Project at Fort Chipewyan Airport
GreenTRIP Round 3			6,459,000	Bus Bay Turn-out project
GreenTRIP Round 3			842,560	Airporter/Paratransit
GreenTRIP Round 3			1,276,667	Shelter Additions.
GreenTRIP Round 3			21,570,614	Intelligent Transportation System.
Public Transit Infrastructure Program (PTIF)			3,451,000	Bus Bay Turn-out project
Fort McMurray Fire Relief Fund			75,000	Fort McMurray Port of Entry Rebuild Project
Rotary District 5370 Charitable Foundation		147,000	-	A donation/grant in the amount of \$147,000 has been approved for upgrades to the Lion's Park.
Adventurer Foundation and Fraserway RV			310,000	A donation towards the cost of construction of the Christina Gordon Playground was provided by the Adventurer Foundation, a donor advised fund at The Foundation Office.ca, is the official giving foundation of Fraserway RV LP and the Adventurer Group of Companies.
Recreation Energy Conservation Program	26,152		-	Casman Centre Heating Controls Upgrade
Regional Emergency Services				
9-1-1 Grant	123,352	496,125	70,628	The grant runs from July 1st to June 30th annually. 9-1-1 Grants are calculated quarterly based on 9-1-1 revenue and population served by the Public Safety Answering Point (PSAP).
Total Capital Grants	\$ 54,281,233	\$ 36,808,559	\$ 184,506,731	

Grants (continued)

Operating Grants	2020	2019	2016-2018	Information
Provincial and Federal Allocations				
Municipal Operating Support Transfer (MOST)	\$ 13,264,876			2020 amount is a preliminary allocation. The MOST provides funding to support municipalities which have experienced significant operating impacts due to the COVID-19 pandemic.
Community Services				
Coalitions Creating Equity Program (CCE)		10,000	123,000	2018 - Community Services has developed an application for funding to the Alberta Human Rights and Multiculturalism Grant Program for the Wood Buffalo Equity Coalition Program which will be delivered by the Regional Advisory Committee on Inclusion, Diversity and Equality (RACIDE). 2019 - Community-based Response Model to Acts of Discrimination, Racism and Hate Project Funded
Community Inclusion Grant			30,000	Alberta Justice and Solicitor General - Human Rights, Education and Multicultural Fund 2016 - Diversity Plan 2016 and Beyond 2018 - Diversity and Inclusion Business Recognition Program 2018 - Diversity & Inclusion Employee Census 2019
Conoco Phillips			5,000	\$5,000 for Green Teen Program in 2016.
Covid-19 Community Response Fund for Vulnerable Population Fund	40,000			Provided by the Canadian Medical Association Foundation.
Family & Community Support Services	1,924,513	1,924,513	5,773,539	Provincial level program through Alberta Human Services. Payment is based on population.
Family and Community Safety Program (Children and Youth Service Grant)			150,000	Funded by Minister of Human Services to provide advocacy services in the community.
Labour Market Partnerships (LMP) Grant - Inclusive Business Project			51,000	Funding is being provided through the Labour Market Partnerships (LMP) Grant by the Alberta Department of Labour. The project will address the evidenced need for increased workplace education and awareness about inclusion and diversity, develop inclusive workplace evaluation, consultation policies and feedback practices. The overall cost of the project, including in-kind contributions, will be \$84,500.
Municipal Cannabis Transition Program (MCTP)		88,472	134,292	The MCTP is a program that will support eligible Alberta municipalities with increased enforcement and other implementation costs related to the legalization of cannabis.
Municipal Policing Assistance Grant (MPAG)	1,209,840	1,209,840	3,712,384	Current funding agreement is for one year from April 1, 2020 to March 31, 2021. Payment is based on a per capita calculation.
Point in Time Count			50,000	Community Services was successful securing funding from Employment and Social Development Canada (ESDC) for the "Everyone Counts: the 2018 Coordinated Point-in-Time Count.
Police Officer Grant (POG)	300,000	300,000	900,000	Current funding agreement is for one year from April 1, 2020 to March 31, 2021.
Reaching Home: Canada's Homelessness Strategy Indigenous Homelessness (Federal)	401,134	401,134		2019/2020 - \$401,134 2020/2021 - \$401,134
Reaching Home: Canada's Homelessness Strategy Designated Communities (Federal)		1,688,760		2019/2020 - \$321,219 2020/2021 - \$321,219 2021/2022 - \$348,774 2022/2023 - \$348,774 2023/2024 - \$348,774
Reaching Home: Canada's Homelessness Strategy Designated Communities (Federal) Community Capacity and Innovation Fund		306,900		2019/2020 - \$71,180 2020/2021 - \$61,180 2021/2022 - \$61,180 2022/2023 - \$56,580 2023/2024 - \$56,580
Reaching Home: Canada's Homelessness Strategy Indigenous Homelessness (Federal) Covid-19 Supplement	413,708			2020/2021 - \$413,708 Covid-19 Supplement
Reaching Home: Canada's Homelessness Strategy Designated Communities (Federal) Covid-19 Supplement	331,289			2020/2021 - \$331,289 Covid-19 Supplement
Victims and Survivors of Crime Week 2019	7,500	6,000		RCMP and Bylaw Support Services received grants towards their Victims and Survivors of Crime Week project in 2019 and 2020.
Victims of Crime Fund - Grant to Victims Services		69,360	942,602	Grant to provide services that benefit victims or a class or classes of victims during their involvement with the criminal justice process. 2017 - 3 year grant for Victims Services for 2018-2020. 2019 - Additional Funding to 2018-2020 agreement (2019 - \$35,788, 2020 - 33,572)
Victims of Crime Fund - Indigenous Victims Outreach Specialist (IVOS)		300,000		2019 - 3 Year grant for Indigenous Victims Outreach Specialist for 2019-2021

Grants (continued)

Operating Grants (continued)	2020	2019	2016-2018	Information
Communications, Stakeholder, Indigenous and Rural Relations				
Alberta Indigenous Relations		\$ -	\$ 50,000	Grant to assist with the Urban Aboriginal Connection Initiative project - Wood Buffalo Pan Aboriginal Connection project.
Local Food Week Grant		2,442		Recreation and Culture applied for a Local Food Week grant to assist with costs of a special event to highlight local food week 2019 at the August 14th, 2019 Urban Market.
Human Resources				
Canada Summer Jobs			92,938	2017 - 17 students 2016 - 29 Students.
Careers - The Next Generation			4,500	A grant to offset the costs of summer students employed at the Water Treatment Plant. \$15 per hour x 100 hours x 3 students.
Green Job Initiative - Summer Work Experience		11,424	11,424	2019 - 2 students 2018 - 2 students
Summer Temporary Employment Program (STEP) Program			56,100	2017 - 10 Students - \$4,200 per student - \$42,000 total. 2016 - 5 Labourer Positions.
Public Works				
Alberta Recycling Municipal Demonstration Grant			30,000	Grant awarded for \$30,000 towards a pour-in-place recycled tire project at the Syncrude Athletic Park.
Alberta Recycling Municipal Electronics and Paint Round-up Grant		13,000	72,952	Alberta Recycling Grant to offset cost to advertise and run the round-up activities. 2019 - Awarded grant of up to \$13,000 (actual payment will be based on expenses incurred) towards the June 1, 2019 round-up event
Alberta Recycling Tire Marshalling Area (TMA)			90,000	Awarded funding of \$30,000 each for Tire Marshalling Areas in Conklin, Janvier and Fort Chipewyan.
Celebrate Canada Grant	32,000	10,548	27,000	Canadian Heritage provides financial support for Canada Day activities.
FCM's Municipal Asset Management Program (MAMP)			50,000	Funding has been awarded from the FCM's Municipal Asset Management Program (MAMP) to offset the cost of conducting condition assessments of (50) municipal building facilities.
Forest Resource Improvement Association of Alberta (FRIAA) FireSmart Program			750,000	The FRIAA FireSmart Program is separate and independent from the Government of Alberta's FireSmart Community Grant Program. Maximum amount of funding for a single project will be \$400,000 over the life of the project. The RMWW applied for funding for the following Hazard Reduction activities. \$400,000 Birchwood/Conn Creek, \$400,000 Anzac, \$125,000 Mitigation strategy, \$40,000 public education. Applications totaled \$965,000. Actual funding awarded \$750,000.
Recreation Energy Conservation (REC) Program		10,000	-	The Recreation Energy Conservation (REC) program will be providing funding towards Scoping Audits of two municipal recreation facilities. Future applications will be considered for Engineering Studies or Implementation Projects. REC helps municipally-owned recreation facilities reduce energy use and GHG emissions by providing financial incentives to help identify energy-saving opportunities and implement energy-saving projects. A single municipality is capped at \$750,000 over the program lifespan.
TD Friends of the Environment			22,019	Eligible projects include Community Gardens, Environmental Education Projects, Outdoor Classrooms, Protection of Endangered Species/Wildlife, Recycling/Composting Programs, Tree Planting and Urban Naturalization Projects, Energy Conservation/Renewable Energy, Research Projects, Habitat restoration. 2017 - Pacific Park Community Garden (Timberlea), 2016 - 20 trees for Dr. Clark School.

Grants (continued)

Operating Grants (continued)	2020	2019	2016-2018	Information
Public Works (continued)				
TD Tree Days	\$ -	\$ -	\$ 10,200	2017 - Planting of approximately 150 potted trees and shrubs at Vista Ridge on September 24, 2017. 2018 - Planting of approximately 300 trees and shrubs at Beaconhill Lookout in September 16, 2018.
Tree Canada	7,000			2020 - Awarded \$3,500 under Tree Canada's Edible Tree program and \$3,500 awarded under Greening Canada School Grounds Program
Regional Emergency Services				
911 Grant	\$ 123,970		1,422,916	The objective of the 911 Grant Program is to strengthen and support local delivery of 911. This is being done using funding generated from a monthly 911 levy on cellphones, and by developing provincial standards for 911. All of this is being done in close collaboration with Alberta's 911 centres. A portion of the 2016 grant was transferred from Capital.
Enbridge Safe Community Grant		7,500		The funds will be used to purchase an extrication tool for the Janvier Fire Department.
Emergency Management Preparedness Program (EMPP)			11,525	The objective of the Emergency Management Preparedness Program (EMPP) is to provide an effective and cost-efficient grant program for increased emergency management capacity that resulted in an increased number of trained emergency management practitioners. 2016/2017 grant - \$11,525.
Fire Services Training Program (FSTP) (Formerly Fire Services and Emergency Preparedness Program)			5,800	This program supports the expansion and enhancement of regional fire service training. The objective is to provide an effective and cost-efficient mechanism for increased training capacity that results in a greater number of trained fire service personnel.
RMWB FireSmart Grant Budget includes approximately \$2.5 M for capital projects			10,500,000	The Minister of Agriculture and Forestry has recently committed \$10.5M to the FireSmart program in the RMWB over the next 3 years. This funding will be provided in the form of an Agriculture and Forestry Development Grants and the Regional FireSmart Committee will have oversight over its spending. An application has been completed with input from the RMWB, the Regional FireSmart Committee and Agriculture and Forestry. Funding was approved August 2017.
Wood Buffalo Recovery Committee				
Canadian Red Cross - Recovery Gift (Includes \$3.8 M for FireSmart activities)			10,000,000	The Canadian Red Cross Society will provide these funds to further the Alberta Wildfire relief and recovery. Included in the \$10M is \$3.8 M for FireSmart activities.
Wildfire Community Preparedness Day		3,000	2,200	Wildfire Community Preparedness Day is held annually in May. FireSmart Canada offers up to \$500 funding awards to implement neighborhood projects. 2019 - The RMWB received 6 awards of \$500 each for events held in Gregoire Lake, Sapræ, Ft. Chipewyan, Conklin, Anzac and Janvier 2018 - The RMWB received 4 awards of \$500 each plus \$200 towards the cost of refreshments for events held in Gregoire Lake, Sapræ, Ft. Chipewyan and Conklin.
Wood Buffalo Economic Development Corp				
Canadian Red Cross -Disaster Response Services Agreement Small Business Program (Phase 3B)			992,472	For Support to Small Business Program (Phase 3B) programming for small businesses impacted by the May 2016 Horse River Wildfire disaster in the Regional Municipality of Wood Buffalo
Community and Regional Economic Support (CARES) Program			845,000	2016 - To support the Back to Business Resource Centre and Business Recovery Expositions. 2018 - To support the development of a five-year Economic Development Strategic Plan
Invest Canada - Community Initiatives (ICCI)			5,500	An application submitted by the Economic Development Department for funding for Foreign Direct Investment Tools and Material Development has received approval for \$5,500.
Total Operating Grants	\$ 18,055,830	\$ 6,362,893	\$ 36,924,363	

Grants (continued)

Capital Grant Applications in Progress	Amount	Information
Engineering		
Alberta Municipal Water/Wastewater Program (AMWWP)	\$ 49,923,797	The application for funding of the Rural Water and Sewer Servicing (RWSS) Project was originally submitted in 2015 and was updated for the 2018/2019 AMWWP program. Estimated eligible costs are \$55.3M. If successful, the program could fund up to 75% of these costs. Also, additional grant funds of \$11,031,017 have been requested for the Fort Chipewyan Water Treatment Expansion Project. This project was awarded a grant in 2016 of approximately \$19.7M based on estimates. The projects actual costs are higher than originally estimated so additional grant funding has been requested. In 2018, an application was submitted for the Fort Chipewyan Lift Station #1. Estimated eligible cost is \$6.9M. If successful, the grant may fund approximately 69% of the eligible costs.
Public Works		
Airports Capital Assistance Program (ACAP) Fort Chipewyan Pavement Overlay Project	14,460,100	An updated application was submitted to Transport Canada for 100% funding of the Fort Chipewyan Pavement Overlay Project. The RMWB is in the process of updating this application for 2020.
GreenTRIP Grant - Round 2	3,401,870	Application submitted in GreenTRIP Grant Round 2 for 66 2/3 % of project costs. Funding requested - Transit Terminal - \$3,401,870. Consideration of application is on hold until location of transit terminal has been determined.
Investing in Canada Infrastructure Program - Public Transit Stream and COVID-19 Resilience Stream	17,905,869	Under the Investing in Canada Infrastructure Program (ICIP), the RMWB has been advised of an allocation of \$17.9M over the next 10 years under the Public Transit Stream. On May 3rd, an application was submitted to utilize \$185,440 of the \$17.9M allocation for the Transit Operator Security Door Installation Project (40% of total project costs \$463,600). In August 2020, the RMWB was advised of the option to allocate a portion, or all, of its ICIP allocation to the new COVID-19 Resilience Stream. Applications will need to be submitted for approval to utilize this allocation.
Total Capital Grant in Progress	\$ 85,691,636	

Grants (continued)

Operating Grant Applications in Progress	Amount	Information
Community Services		
Measuring Municipal Inclusion Grant (MMIG)	\$ 10,000	The Alberta Urban Municipalities Association (AUMA) is currently offering funding to support Alberta municipalities to use AUMA's Measuring Inclusion Tool for Municipal Governments to evaluate the inclusiveness of their organization and to advance strategies that will propel the municipal government to be a more inclusive employer, service provider, and community leader. This application of \$10,000 is for phase 1 of the project. An additional \$40,000 may be available for subsequent phases depending on the outcome from Phase 1.
Financial Services		
Connect to Innovate	3,041,055	The Connect to Innovate program will invest up to \$500 million by 2021, to bring high-speed Internet to rural and remote communities in Canada. This program will support new "backbone" infrastructure to connect institutions like schools and hospitals with a portion of funding for upgrades and "last-mile" infrastructure to households and businesses. Application was submitted by IT April 2017. Estimated project costs \$6,486,432. Funding requested \$3,041,055.
Regional Emergency Services		
AgriSpirit Fund	25,000	Regional Emergency Services submitted two applications for funding: <ul style="list-style-type: none"> ▪ \$12,000 request - Janvier Dire Department Protection Sprinkler Kits ▪ \$13,000 request - Fort McKay Fire Department Extrication Tool
Public Works		
Municipal Asset Management Program (MAMP) Grant	50,000	Round 2 of the MAMP program has been announced and an application is being developed requesting \$50,000 from the program. Additional details will follow.
Total Operating Grant in Progress	\$ 3,126,055	

A photograph of a pond with reeds and cattails in the foreground and water in the background. The text "Extraordinary Events" is overlaid in the center.

Extraordinary Events

2016 Wildfire

The Municipality has spent \$261.6 million in recoverable wildfire costs since May 2016 out of which \$15.4 million was incurred in the normal operations of the municipality. To date the Province has advanced \$209.3 million for reimbursable expenses under the Disaster Recovery Program, Red Cross has advanced \$9.0 million, FireSmart has advanced \$7.0 million and our insurance provider has paid \$29.6 million and closed the file as all claims are complete.

Administration is continuing to work with the Province to quantify claims. The Disaster Recovery Program (DRP) project summary estimate is \$250.3 million. As of September 30, 2020, \$219.0 million has been submitted to DRP or is a submission in progress.

The Red Cross has entered into an agreement with the Municipality to cover \$10.0 million of certain wildfire related costs and has advanced \$9.0 million, of which \$3.6 million has been spent on operating expenses, \$2.2 million has been received for permits not charged to residents and \$1.5 million has been spent on capital expenses towards this initiative.

The Municipality has an agreement with Government of Alberta Agriculture and Forestry to cover \$8.5 million of certain FireSmart wildfire related costs and has advanced \$7.0 million, of which \$4.6 million has been spent on operating expenses and \$1.1 million has been spent on capital expenses for this agreement.

2016 Wildfire Recoverable Costs May 1, 2016 to September 30, 2020

	DRP	FireSmart	Insurance	Red Cross	Total
Approved Submissions	\$ 175,508,250	\$ 3,049,360	\$ 21,469,614	\$ 5,715,044	\$ 205,742,268
Submitted - Not Yet Approved	8,248,724	-	-	-	8,248,724
In Preparations	35,202,015	1,574,604	-	121,544	36,898,163
Total 2016 Wildfire Operating Recoverable	218,958,989	4,623,964	21,469,614	5,836,588	250,889,155
Capital Spending	-	1,087,507	8,160,401	1,463,927	10,711,835
Total 2016 Wildfire Recoverable	218,958,989	5,711,471	29,630,015	7,300,515	261,600,990
Advances Received and Interest	(209,282,632)	(7,019,070)	(29,630,015)	(9,000,000)	(254,931,717)
Total 2016 Wildfire Costs					
Unrecovered (Advanced)	\$ 9,676,357	\$ (1,307,599)	\$ -	\$ (1,699,485)	\$ 6,669,273

2016 Wildfire Project Summary May 1, 2016 to September 30, 2020

	RMWB Project Estimate	Actuals To Date *	Remaining
DRP Response (Operations and Infrastructure)	\$ 152,447,615	\$ 136,980,727	\$ 15,466,888
DRP Recovery (Operations and Infrastructure)	97,891,355	81,371,999	16,519,356
Insurance	29,630,015	29,630,015	-
Red Cross	10,000,000	7,300,515	2,699,485
FireSmart	10,500,000	5,711,471	4,788,529
Miscellaneous funding	606,263	606,263	-
Total 2016 Wildfire Project Summary	\$ 301,075,248	\$ 261,600,990	\$ 39,474,258

* Actuals to date reflect submissions and costs being reviewed for submission.

2020 River Break Up

The Municipality has spent \$22.3 million in recoverable River Break Up costs since April 2020. To date, the Province has advanced \$20.0 million for reimbursable expenses under the Disaster Recovery Program and our insurance provider has advanced \$0.5 million.

Administration is working with the Province to quantify claims. The Disaster Recovery Program (DRP) project summary estimate is \$77.5 million. As of September 30, 2020, submissions in progress total \$22.1 million.

2020 River Break Up Recoverable Costs

April 24, 2020 to September 30, 2020

	DRP	Insurance	Total
Approved Submissions	\$ -	\$ 169,768	\$ 169,768
Submitted - Not Yet Approved	-	-	-
In Preparations	22,100,434		22,100,434
Total 2020 River Break Up Recoverable	22,100,434	169,768	22,270,202
Advances Received and Interest	(20,000,000)	(500,000)	(20,500,000)
Total 2020 River Break Up Costs			
Unrecovered (Advanced)	\$ 2,100,434	\$ (330,232)	\$ 1,770,202

2020 River Break Up Project Summary

April 24, 2020 to September 30, 2020

	RMWB Project Estimate	Actuals To Date *	Remaining
DRP Response (Operations and Infrastructure)	\$ 10,000,000	\$ 7,683,586	\$ 2,316,414
DRP Recovery (Operations and Infrastructure)	67,000,000	14,424,848	52,575,152
Insurance	500,000	169,768	330,232
Total 2020 River Break Up Project Summary	\$ 77,500,000	\$ 22,278,202	\$ 55,221,798

* Actuals to date reflect costs being reviewed for submission.

COVID-19

As of September 30, 2020, the Municipality has spent \$1.8 million in non-recoverable expenses directly resulting from the COVID-19 pandemic.

COVID-19 Expense Summary For the Period Ending September 30, 2020

Expenses:	September Actual YTD
Wages and benefits (regular)	\$ 291,499
Overtime wages	480,428
Salaries, wages and benefits	771,927
Computer software	94,883
Consultant fees	14,378
Equipment rental and lease	14,404
Media Broadcasting	161,176
Network equipment repair and maintenance	13,447
Printing and binding	40,386
Virtual Town Hall service	218,371
Other contracted services	37,293
Contracted and general services	594,337
Consumables	96,626
Janitorial supplies	70,424
Medical supplies	217,742
Other equipment and supplies	44,440
Materials, goods, supplies and utilities	429,231
Total Expenses	\$ 1,795,496