

2023 Q3 FINANCIAL PERFORMANCE REPORT



REGIONAL MUNICIPALITY
OF **WOOD BUFFALO**

Regional Municipality of Wood Buffalo

9909 Franklin Avenue

Fort McMurray | ᓂᓐᑕᓐᓴᓐᓴᓐ | Nistawâyâw | Ełı́dlı́ Kuę́

Alberta T9H 2K4

We humbly acknowledge that the land on which we live, learn, work and play is Treaty 8 Territory, the traditional lands of the Cree, Dene, and the unceded territory of the Métis.

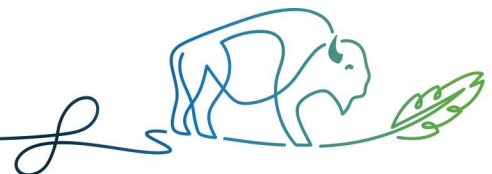



Table of Contents

Municipal Operating Revenues and Expenses	4
Operating Revenues.....	5
Operating Expenses	5
Revenues.....	6
Expenses	7
Financial Position	8
Capital Project Spending.....	8
Bank	9
Investments	10
Grants	11
Annually Recurring Grants	12
One-time Grants	13
Extraordinary Events	15
2020 River Break Up.....	15
2016 Wildfire.....	16
Appendix A.....	17
Capital Grants Awarded.....	17
Appendix B	18
Capital Grants in Progress.....	18
Appendix C.....	19
Operating Grants Awarded	19
Appendix D.....	21
Unsuccessful Grant Applications	21

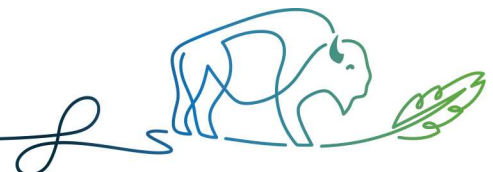


Municipal Operating Revenues and Expenses

As of September 30, 2023

	September Actual YTD	September Budget YTD	Budget YTD Variance Increase (Decrease)	Annual Budget	Annual Projections	Annual Budget Variance Increase (Decrease)
Revenues:						
Net taxes available for municipal purposes	\$ 345,140,033	\$ 345,456,600	\$ (316,567)	\$ 460,608,800	\$ 460,241,800	\$ (367,000)
Government transfers	13,378,327	12,938,504	439,823	17,054,827	18,313,090	1,258,263
Sales and user charges	40,889,698	36,869,945	4,019,753	48,229,534	52,593,531	4,363,997
Sales to other governments	3,161,227	3,434,160	(272,933)	4,436,629	4,276,629	(160,000)
Penalties and costs on taxes	5,374,922	4,274,538	1,100,384	4,932,800	6,239,800	1,307,000
Licenses and permits	1,921,455	1,548,834	372,621	2,072,850	2,145,350	72,500
Fines	2,112,193	1,800,400	311,793	2,399,800	2,742,000	342,200
Franchise and concession contracts	6,488,469	6,461,500	26,969	8,600,000	8,700,000	100,000
Return on investments	19,074,368	14,768,500	4,305,868	19,694,000	29,664,000	9,970,000
Rentals	999,351	982,558	16,793	1,249,000	1,249,000	-
Other	2,710,972	2,147,698	563,274	2,839,200	3,376,200	537,000
Transfers from reserves for operations	1,075,500	1,115,750	(40,250)	1,151,000	1,151,000	-
	442,326,515	431,798,987	10,527,528	573,268,440	590,692,400	17,423,960
Expenses:						
Salaries, wages and benefits	182,231,574	184,363,860	(2,132,286)	242,903,211	249,988,211	7,085,000
Contracted and general services	52,553,285	75,650,776	(23,097,491)	101,854,112	95,431,698	(6,422,414)
Purchases from other governments	25,659,241	23,559,625	2,099,616	31,406,366	34,493,560	3,087,194
Materials, goods, supplies and utilities	27,739,564	31,798,182	(4,058,618)	41,908,551	41,079,101	(829,450)
Provision for allowances	5,621,985	4,364,994	1,256,991	4,986,400	6,286,400	1,300,000
Transfers to local boards and agencies	2,895	50,000	(47,105)	80,000	80,000	-
Transfers to individuals and organizations	19,667,363	21,225,211	(1,557,848)	24,859,885	24,654,885	(205,000)
Transfers to facilities	18,361,169	18,412,419	(51,250)	19,653,727	19,653,727	-
Bank charges and short-term interest	244,259	258,995	(14,736)	344,960	344,960	-
Other	50,641	17,720	32,921	21,860	21,860	-
	332,131,976	359,701,782	(27,569,806)	468,019,072	472,034,402	4,015,330
Reserves:						
Transfers to reserves for operations	78,825,985	78,937,026	(111,041)	105,249,368	105,249,368	-
	78,825,985	78,937,026	(111,041)	105,249,368	105,249,368	-
Operating surplus (deficit)	\$ 31,368,554	\$ (6,839,821)	\$ 38,208,375	\$ -	\$ 13,408,630	\$ 13,408,630

On December 1, 2022, RMWB Council approved the 2023 Budget, as shown in the Annual Budget column. The September Budget Year-To-Date (YTD) column shows the portion of the 2023 Budget that was allocated to the first nine months. The Budget YTD Variance column shows timing differences based on monthly allocation of the budget as well as differences that may impact year-end results. Projected year-end results are shown under the Annual Projections column.



As of September 30, 2023, the Municipality is showing an annual projected surplus of \$13.4 million. Revenues are projected to be \$17.4 million higher than budgeted and expenses are projected to be \$4.0 million higher than budgeted.

Operating Revenues

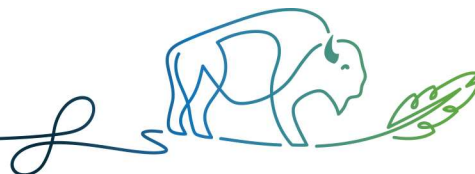
Year-to-date operating revenues to September 30, 2023, are \$442.3 million. On an annual basis the revenue projection is \$590.7 million, an increase of \$17.4 million over budget. This is shown primarily in:

- Government Transfers – over budget by \$1.3 million due to unbudgeted grants, including \$0.2 million from RESTOR (Relief for Shortfalls for Transit Operators), \$0.2 million due to the new LITP grant (Low Income Transit Program), and \$0.9 million in additional funding from Alberta Health Services.
- Sales and User charges – over budget by \$4.4 million, including \$2.5 million due to unbudgeted 2023 user fee increases that were effective on April 1st, \$1.1 million from higher than expected use of commercial water and sewer treatment services, \$0.6 million in greater sales at the Regional Landfill and \$0.2 million in higher than expected recovery of transit ridership following the lifting of COVID-19 restrictions, particularly for student transit passes.
- Penalties and costs on taxes – \$1.3 million over budget due to higher than anticipated overdue property taxes.
- Return on Investments – over budget by \$10.0 million due to higher than budgeted interest rates.

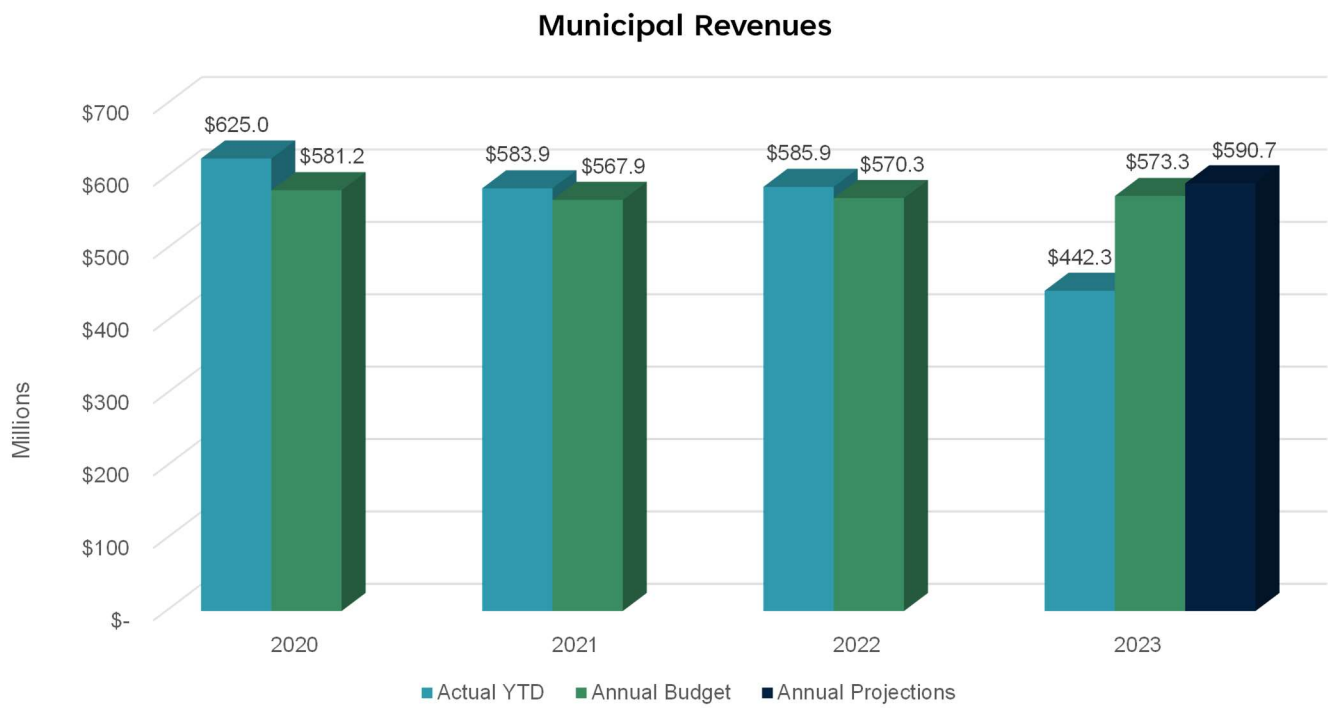
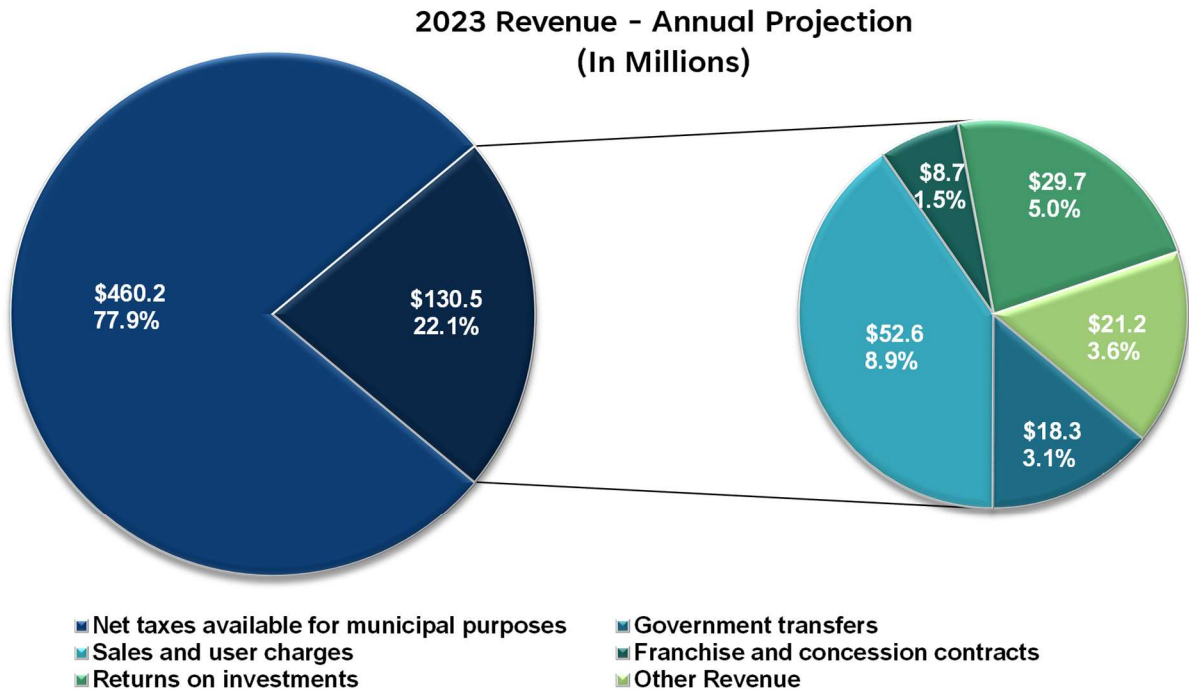
Operating Expenses

Year-to-date operating expenses to September 30, 2023, are \$332.1 million. On an annual basis the expense projection is \$472.0 million, an increase of \$4.0 million over budget. This is shown primarily in:

- Salaries, Wages and Benefits – over budget by \$7.1 million mainly due to recognizing 2021 and 2022 retroactive wage adjustments following the signing of collective bargaining agreements.
- Contracted and General Services – under budget by \$6.4 million, of which \$2.5 million is due to a reduction to the annual operating contingency and \$3.9 million is from lower than anticipated external support required during the year, including:
 - \$1.2 million in repairs and maintenance at water and wastewater treatment facilities,
 - \$0.7 million in contracted photo radar services,
 - \$0.6 million from the use of internal resources to perform garbage collection at municipal parks,
 - \$0.4 million in lower Health & Safety program support,
 - \$0.3 million in contracted road maintenance, and
 - \$0.7 million in various other contracted savings.
- Purchases from Other Governments – over budget by \$3.1 million due to an increase in RCMP service costs from both the Federal and Provincial government.
- Materials, Goods, Supplies and Utilities – under budget by \$0.8 million, including \$0.6 million from lower than budgeted fuel prices and \$0.2 million in lower mechanical supplies needed for the repair and maintenance of water and wastewater facilities.
- Provision for allowances – over budget by \$1.3 million due to an increase in overdue property taxes.

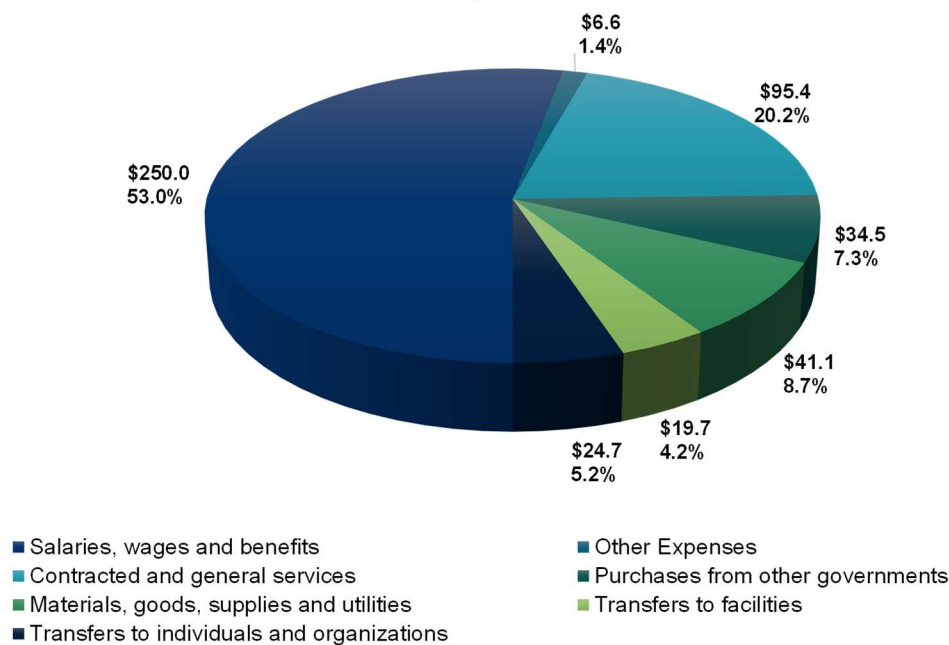


Revenues

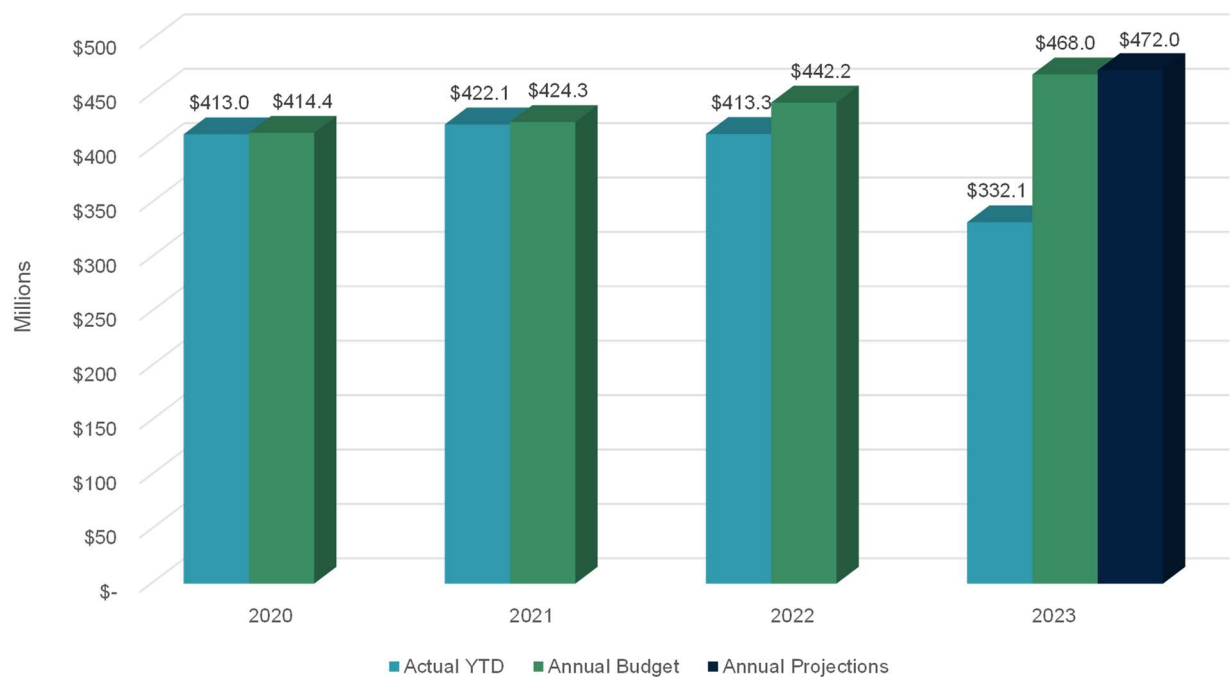


Expenses

2023 Expenses (excluding reserves)
Annual Projection (in Millions)



Municipal Expenses (excluding reserves)



Financial Position

Capital Project Spending

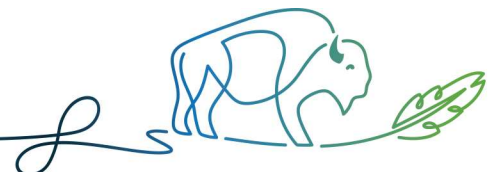
As of September 30, 2023

Project Name	2023 YTD Actual Spend
Top 20	
Flood Mitigation - Construction	\$ 25,487,031
Public Works North Facilities	17,245,463
Saunderson Pressure Reducing Valve PRV - Construction	16,299,358
Fort Chipewyan Airside Pavement Rehabilitation - Construction	11,575,036
Rural Broadband	4,393,334
Rural Infrastructure Rehabilitation 2015-2017 - Construction	4,214,859
Waterline Extension from Parsons Creek to Millennium - Construction	3,422,931
2022 Heavy Equipment Replacement	2,689,470
Jubilee Center Renovations - Construction	2,675,602
Rural Water/Sewer Servicing Construction	2,672,222
Garden Lane & Riverbend Close Road	2,436,071
Service Connection(Rural Water+Sewer Service)	2,331,834
2022 Light Equipment Replacement	2,282,378
Confed Way Sanitary Sewer Phase 2 - Construction	2,124,076
Silin Forest Road Deep Utilities Upgrade	1,856,577
A Frame Road Paving, Lift Station and Sanitary Forcemain Installation	1,848,338
Confed Way and Thickood Boulevard Milling & Paving	1,839,261
Enterprise Resource Planning	1,823,726
Fort McKay Community Centre	1,722,527
2023 Heavy Equipment Replacements	1,634,425
All Other Projects (127 projects)	27,216,521
Total Capital Spending (147 projects)	\$ 137,791,040

The Municipality approved the 2023 capital budget of \$135.8 million. As of September 30, 2023, the capital budget has been revised to \$185.6 million stemming from 2023 capital budget amendments.

As of September 30, 2023, \$137.8 million has been spent on the delivery of capital initiatives, which includes multi-year projects.

The top three projects based on expenditures to September 30, 2023, are the Flood Mitigation Construction, Public Works North Facilities, and Saunderson PRV Construction, representing 43% of the YTD spend.




Bank

Bank
As of September 30, 2023
(in Millions)

Cash	
Operating - Bank Balance	\$ 246.5
Investments	1,107.2
Total Cash	1,353.7
Committed Funds	
<i>Operating Requirements</i>	316.6
Deferred Revenue	
Grants	99.8
Developer Agreements	3.3
Offsite Levies	3.0
	106.1
Reserves	
Committed Funds	
Capital	346.1
Add: minimum uncommitted Capital Infrastructure Reserve	50.0
Emerging Issues	89.6
Add: minimum uncommitted Emerging Issues Reserve	50.0
Operating	70.1
	605.8
Total Committed Funds	1,028.5
Remaining	\$ 325.2

The current amount of cash in the bank plus investments total \$1.3 billion as of September 30, 2023. The commitments against this balance include \$316.6 million for operating requirements, \$106.1 million in deferred revenues, which is money the Municipality has received in advance but is committed to spend in the future, and \$605.8 million in committed reserve funds.




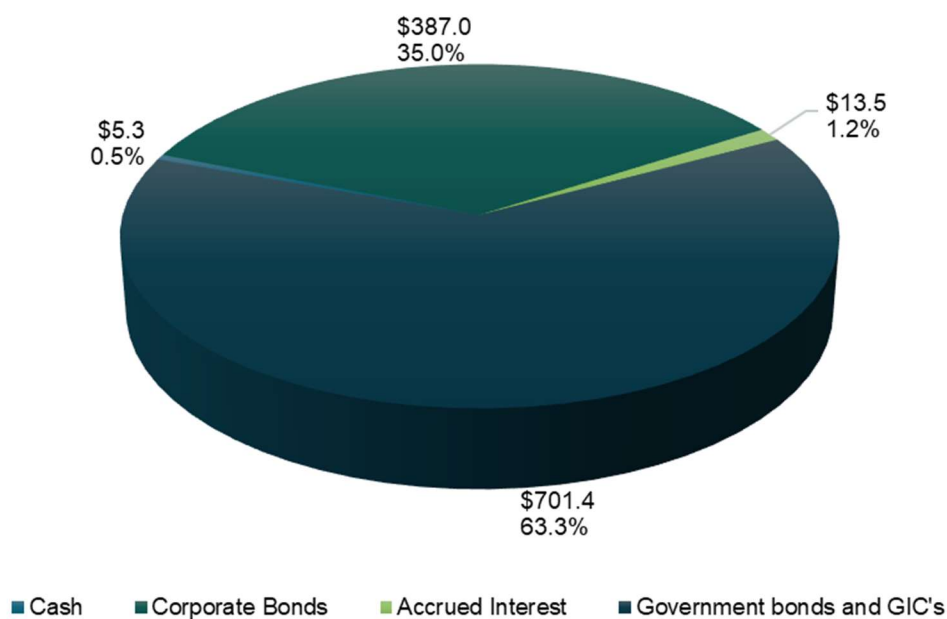
Investments

The Municipality has \$1.1 billion in investment holdings as of September 30, 2023, of which \$77.4 million are short-term investments with maturity dates under one year. Returns on investments to September 30, 2023, total \$19.1 million, with \$12.0 million from investment income and \$7.1 million from interest income.

Investment Holdings (in Millions)

Type:	Book Value @ December 31, 2022	Book Value @ September 30, 2023	Market Value @ September 30, 2023
Cash	\$ 6.8	\$ 5.3	\$ 5.3
Government bonds and GIC's	678.9	701.4	600.8
Corporate bonds	396.9	387.0	353.1
Accrued interest	10.9	13.5	13.5
Total	\$ 1,093.5	\$ 1,107.2	\$ 972.7

Investment Holdings by Type - Book Values (in Millions)

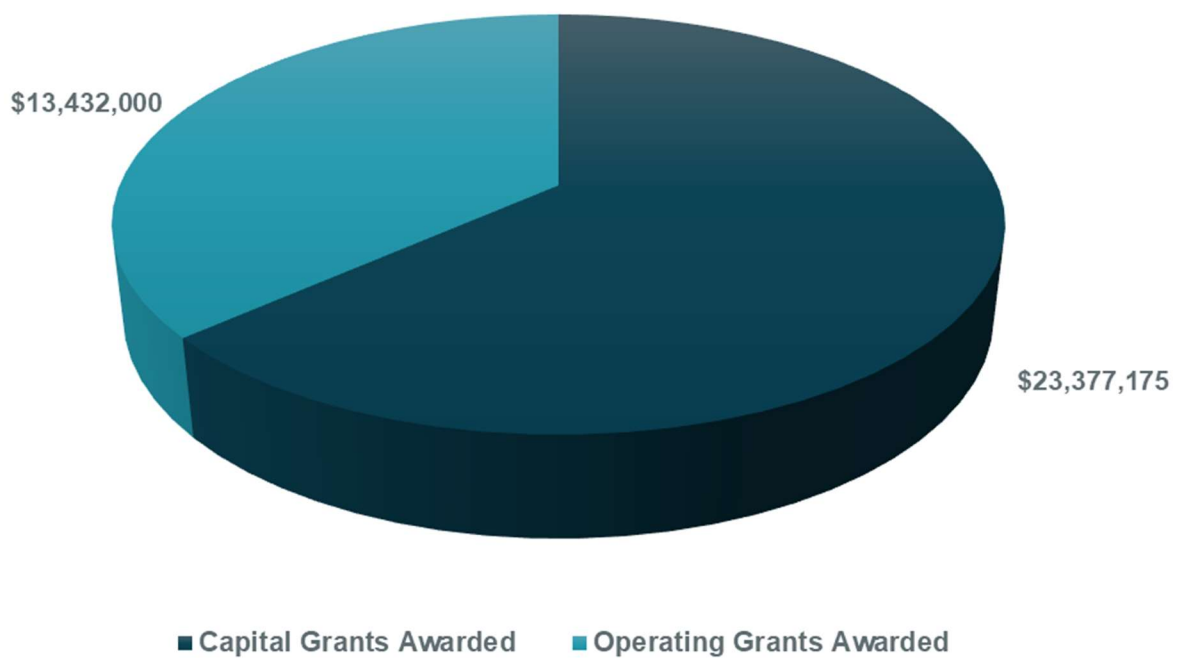


Grants

As of September 30, 2023

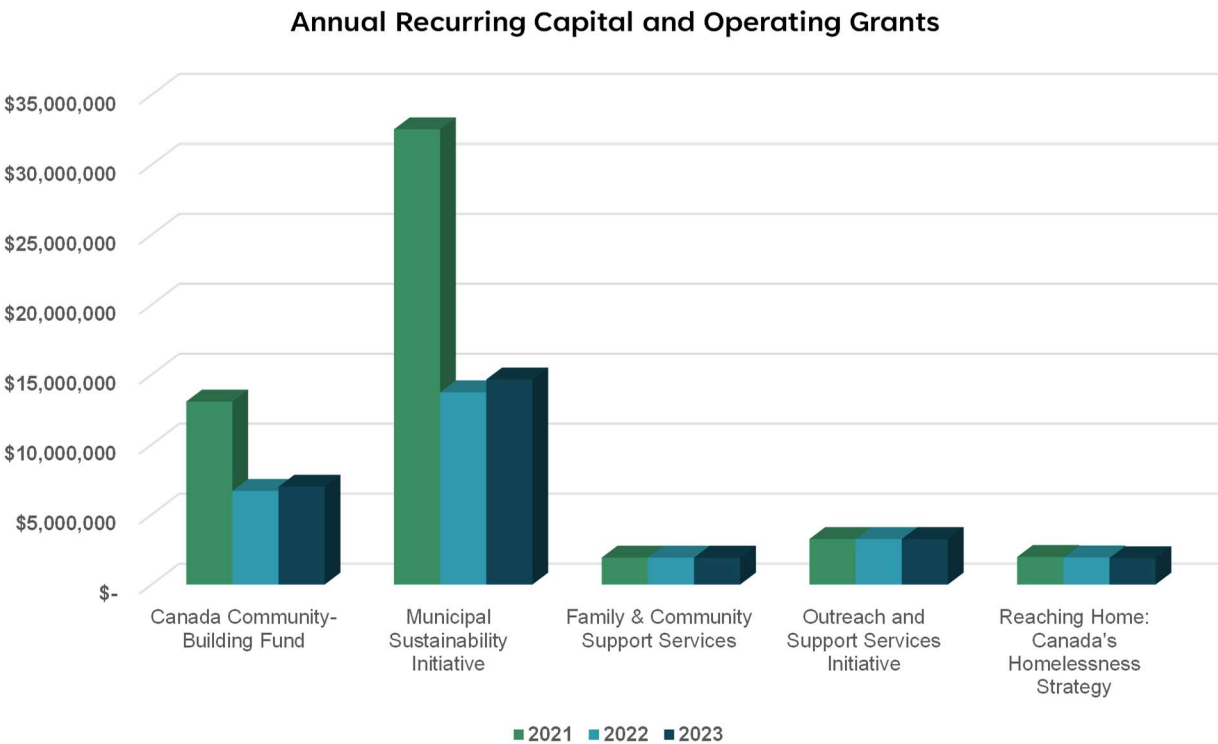
The Municipality has been awarded grants totaling \$36.8 million as of the third quarter, comprised of \$23.4 million in capital grants and \$13.4 million in operating grants. The following pages detail significant grants received to date. Refer to Appendix's A and C for details of all grants received to date.

2023 Year-to-date Capital and Operating Grants



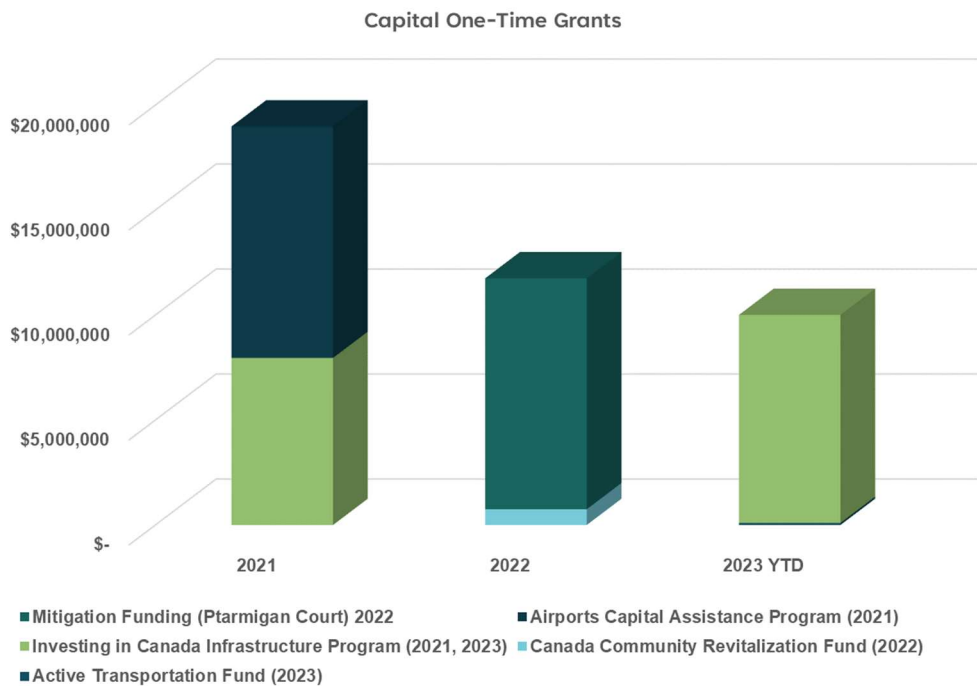
Annually Recurring Grants

- The Canada Community-Building Fund (CCBF; formerly Gas Tax Fund) - \$6.9 million was awarded to fund capital projects including Thickwood Perimeter Sewer Construction and Rural Water and Sewer Servicing.
- The Provincial Municipal Sustainability Initiative (MSI) - \$14.7 million was awarded to fund capital projects including Rural Water and Sewer Servicing, Rural Infrastructure Rehabilitation, Public Works North Facilities and Saunderson Pressure Reducing Valve Construction.
- Family & Community Support Services (FCSS) - \$1.9 million. Through the FCSS grant, the Government of Alberta (GOA) funds up to 80% of qualifying social service expenditures incurred by the Municipality, many of which are administered by local non-profit organizations who rely on grant funding from the Municipality.
- The Outreach and Support Services Initiative (OSSI) - \$3.3 million. The Provincial OSSI grant assists the Municipality’s Community Housing Plan. At least 90% of grant proceeds are issued directly to non-profit organizations.
- Reaching Home: Canada’s Homelessness Strategy - \$1.9 million. Like OSSI, the Federal Government assists our Community Housing Plan through the Reaching Home grant. A minimum of 85% of grant proceeds are issued directly to non-profit organizations.

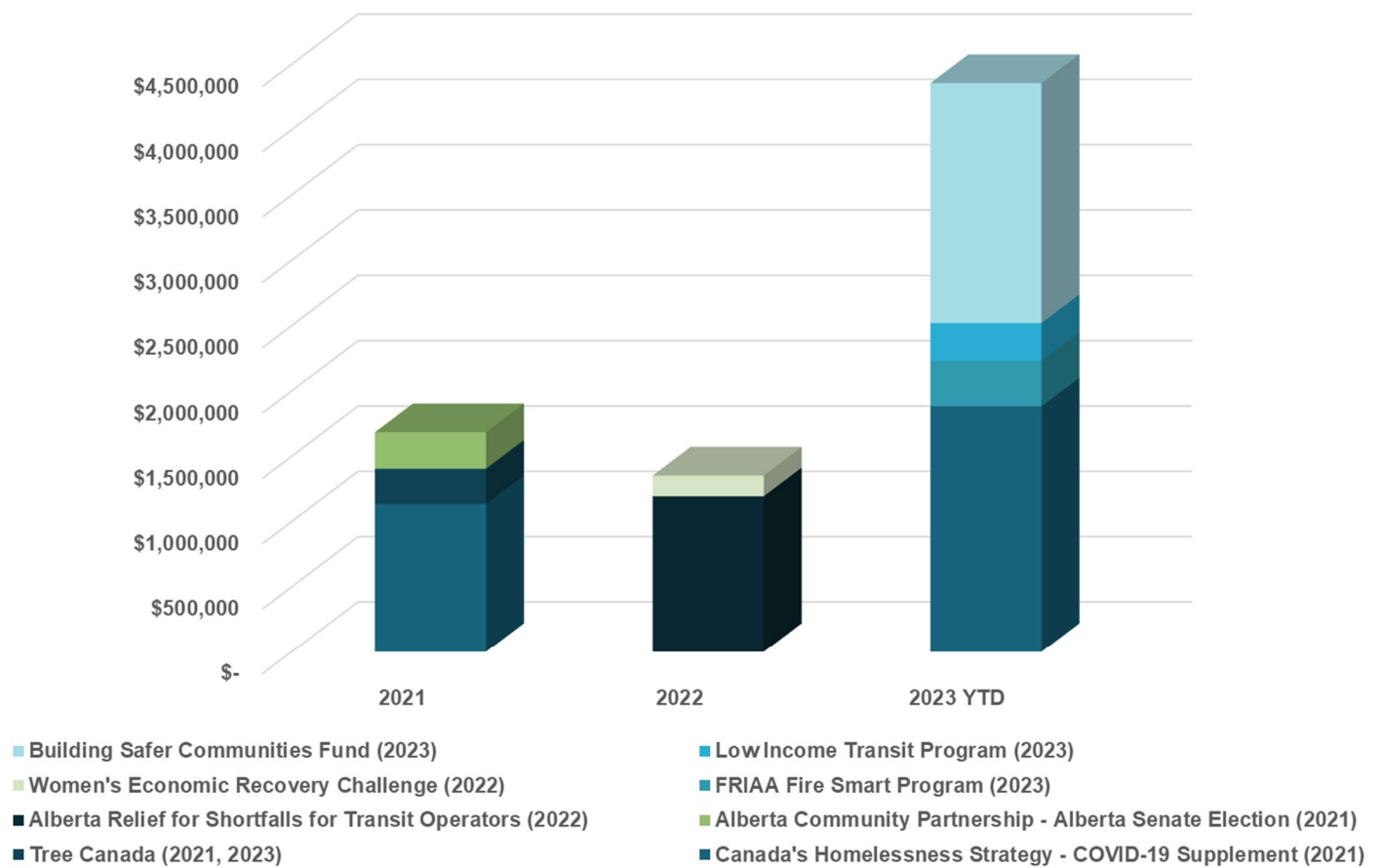


One-time Grants

- Investing in Canada Infrastructure Program (ICIP) Covid-19 Resilience - \$3.8 million for the Franklin and Main Park in 2021. \$800K for Real Martin Drive Trail Improvements in 2021. \$3.4 million for Wood Buffalo Rehabilitation in 2021. \$1.0 million for Saprae Creek Trail Rehabilitation in 2023.
- Building Safer Communities Fund (BSCF) - \$0.7 million to support RMWB’s Creating Opportunities to Connect project during 2023. The total grant amount is \$1.8 million, of which the remaining \$1.1 million is eligible during 2024 and 2025.
- Forest Resource Improvement Association of Alberta (FRIAA) Fire Smart Program- \$0.3 million to support A total of \$349,090 was awarded through this grant funding stream for the following projects: Anzac Fuels Reduction in the amount of \$113,600, Janvier Fuels Reduction in the amount of \$93,190 and Fort Chipewyan Vegetation Management in the amount of \$142,300.
- Low Income Transit Program (LITP) - \$0.3 million to support RMWB’s Bus Pass Program which expands access to public transportation.



Operating One-Time Grants



Research into grant opportunities and stakeholder consultation is an on-going process with evolving eligibility criteria.



Extraordinary Events

2023 Rocky River Fire

The Municipality's application to the Disaster Recovery Program regarding the 2023 Rocky River Fire has been approved. Estimated costs total \$8.2 million, and the collection of expense related invoices is underway.

2020 River Break Up

The Municipality has spent \$30.4 million in recoverable River Break Up (RBU) costs since April 2020. To date, the Province has advanced \$20.0 million for reimbursable expenses under the Disaster Recovery Program (DRP) and our insurance provider has advanced \$0.5 million.

Administration is working with the Province to quantify claims. The RBU project summary estimate is \$33.3 million. As of September 30, 2023, \$29.7 million has been submitted to DRP or is a submission in progress.

2020 River Break Up Recoverable Costs


April 24, 2020 to September 30, 2023

	DRP	Insurance	Total
Approved Submissions	\$ (3,113,799)	\$ (500,000)	\$ (3,613,799)
Submitted - Not Yet Approved	(2,568,248)	-	(2,568,248)
In Progress	(24,062,109)	(162,390)	(24,224,499)
Total 2020 River Break Up Recoverable	(29,744,156)	(662,390)	(30,406,546)
Advances Received	20,000,000	500,000	20,500,000
Total 2020 River Break Up Costs			
Advanced (Unrecovered)	\$ (9,744,156)	\$ (162,390)	\$ (9,906,546)

2020 River Break Up Project Summary

April 24, 2020 to September, 2023

	RMWB Project	Actuals	
	Estimate	To Date	Remaining
DRP Response	\$ 10,500,000	\$ 10,285,374	\$ 214,626
DRP Recovery	21,800,000	19,458,782	2,341,218
Insurance	1,000,000	662,390	337,610
Total 2020 River Break Up Project Summary	\$ 33,300,000	\$ 30,406,546	\$ 2,893,454



2016 Wildfire

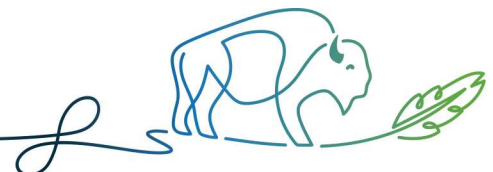
The Municipality has spent \$284.2 million in recoverable wildfire costs since May 2016. To date, the Province has advanced \$235.5 million for reimbursable expenses under the Disaster Recovery Program (DRP), FireSmart has paid \$8.4 million, our insurance provider has paid \$29.6 million and Red Cross has paid \$9.0 million.

FireSmart, Insurance and Red Cross files are closed as all claims are complete.

As of September 30, 2023, \$237.2 million of claims have been submitted to the Province, of which approximately \$1.8 million are under review for approval. No further claims will be submitted.

2016 Wildfire Recoverable Costs May 1, 2016 to September 30, 2023

	DRP	FireSmart	Insurance	Red Cross	Total
Approved Submissions	\$(235,458,890)	\$ (5,987,179)	\$ (21,469,614)	\$ (7,523,532)	\$(270,439,215)
Submitted - Not Yet Approved	(1,752,861)	-	-	-	(1,752,861)
In Progress	-	-	-	-	-
Total 2016 Wildfire Operating Recoverable	(237,211,751)	(5,987,179)	(21,469,614)	(7,523,532)	(272,192,076)
Capital Spending	-	(2,379,686)	(8,160,401)	(1,463,927)	(12,004,014)
Total 2016 Wildfire Recoverable	(237,211,751)	(8,366,865)	(29,630,015)	(8,987,459)	(284,196,090)
Advances Received	235,458,890	8,366,865	29,630,015	8,987,459	282,443,229
Total 2016 Wildfire Costs					
Advanced (Unrecovered)	\$ (1,752,861)	\$ -	\$ -	\$ -	\$ (1,752,861)



Appendix A

As of September 30, 2023

Capital Grants Awarded

Capital Grants Awarded	2023 YTD	2022	2021	Information
Annual Grants				
Canada Community-Building Fund (formerly Gas Tax Fund)	\$ 6,991,789	\$ 6,692,949	\$ 13,077,286	2023 YTD amount includes the full year's grant. 2021 amount included a one-time top-up of \$6,389,882.
Municipal Sustainability Initiative (MSI)	14,654,149	13,737,225	32,531,521	2023 YTD amount includes the full year's grant. The MSI grant will be replaced by the LGFF (Local Government Fiscal Framework) in 2024. The 2021 amount included an \$11.6 million advance of MSI grants that would have otherwise been issued from 2022 to 2023.
9-1-1 Grant	671,237	661,883	474,319	The objective of the 911 Grant Program is to strengthen and support local delivery of 911. The 2023 YTD amount includes two of four quarterly installments.
Total Annual Capital Grants	22,317,175	21,092,057	46,083,126	
One-Time Grants				
Active Transportation Fund (ATF)	100,000	-	-	Infrastructure Canada awarded \$50,000 towards each of two projects: Active Transportation Trail Phase 2 and Prairie Creek Perimeter Trail.
Airports Capital Assistance Program (ACAP)	-	-	11,021,416	Transport Canada approved of grant funding for Fort Chipewyan Airside Pavement Rehabilitation.
Canada Community Revitalization Fund (CCRF)	-	750,000	-	Awarded for the Snye Point Outdoor Event Space.
Investing in Canada Infrastructure Program (ICIP) COVID-19 Resilience	960,000	-	7,960,000	To date, \$8,920,000 has been awarded for the following projects: \$3,800,000 for the Franklin and Main Park in 2021 \$800,000 for Real Martin Drive Trail Improvements in 2021 \$3,360,000 for Wood Buffalo Rehabilitation in 2021, \$960,000 for Sapræ Creek Trail Rehabilitation in 2023
2020 Mitigation Funding (Ptarmigan Court)	-	11,000,000	-	Grant awarded to support the purchase/buyout of properties and structures in the municipality
Recreation Energy Conservation Program	-	-	26,152	Casman Centre Heating Controls Upgrade
Total One-Time Capital Grants	1,060,000	11,750,000	19,007,568	
Total Capital Grants	\$ 23,377,175	\$ 32,842,057	\$ 65,090,694	

Appendix B

As of September 30, 2023

Capital Grants in Progress

Capital Grant Applications in Progress	Amount	Information
Disaster Mitigation and Adaptation Fund (DMAF)	\$ 45,187,200	An application was submitted in July 2023 for Flood Mitigation Reach 6 and Taiga Nova South. If approved, grant funds of up to \$45,187,200 may be awarded.
Green and Inclusive Community Buildings Program (GICB)	1,899,839	Application was submitted in February 2023 for the Centerfire Ice Plant project.
Northern Regional Economic Development Program (NRED)	200,000	An application was submitted in January 2023 for Downtown Wayfinding Entry Signs and Downtown Streetscape Improvements. If approved, grant funds of up to \$200,000 may be awarded.
9-1-1- Grant	700,000	This grant is to support and enhance the delivery and development of local 9-1-1 services throughout Alberta, as delivered by Public Safety Answering Points (PSAP's)
Universal Broadband Fund (UBF) and Alberta Broadband Fund (ABF)	9,885,000	In 2021, an application was submitted under the UBF to improve broadband services to the hamlets of Anzac, Janvier, Conklin, Draper and Fort McKay and to provide high-speed internet to residents and businesses within these hamlets. A similar application was submitted in March of 2023 under the Alberta Broadband Fund.
Total Capital Grants in Progress	\$ 57,872,039	

Appendix C

As of September 30, 2023

Operating Grants Awarded

Operating Grants Awarded				Information
Annual Grants	2023	2022	2021	
Family & Community Support Services	\$ 1,924,513	\$ 1,924,513	\$ 1,924,513	Provincial level program through Alberta Human Services. Payment is based on population.
Outreach and Support Services Initiative (OSSI)	3,251,000	3,251,000	3,251,000	Provincial homelessness grant.
Police Services Grant (PSG)	1,509,842	1,509,842	1,509,840	The latest annual grant was awarded in November 2022 for the period of April 1, 2022 to March 31, 2023. The grant for the period of April 1, 2023 to March 31, 2024 has been confirmed to be awarded in the amount of \$1,509,842
Reaching Home: Canada's Homelessness Strategy	1,877,246	1,940,399	1,972,652	Federal homelessness grant.
Victims of Crime Fund - Grant to Victims Services	299,000	299,000	373,750	Grant to provide services that benefit victims during their involvement with the criminal justice process.
Victims of Crime Fund - Indigenous Victims Outreach Specialist (IVOS)	100,000	100,000	125,000	Annual grant for Indigenous Victims Outreach Specialist.
Celebrate Canada Program	40,000	35,000	25,000	Canadian Heritage provides financial support for Canada Day activities.
Total Annual Operating Grants	9,001,601	9,059,754	9,181,755	

Operating Grants Awarded Cont'd.

One-Time Grants	2023 YTD	2022	2021	
Building Safer Communities Fund (BSCF)	1,836,388	-	-	In May 2023, Public Safety Canada awarded \$1,836,388 to support RMWB's Creating Opportunities to Connect project over 3-year period ending March 31, 2026, including \$714,186 for the period of April 1, 2023 to March 31, 2024
Forest Resource Improvement Association of Alberta (FRIAA) Fire Smart Program	349,090	-	-	A total of \$349,090 was awarded through this grant funding stream for the following projects: Anzac Fuels Reduction in the amount of \$113,600, Janvier Fuels Reduction in the amount of \$93,190 and Fort Chipewyan Vegetation Management in the amount of \$142,300.
International Day of Persons with Disabilities Event Grant (IDPD)	1,500			Awarded for the Municipality's collaboration with RIC for IDPD event in November 2023
Survivors of Crime	7,500			
Low Income Transit Program (LITP)	290,328	-	-	Awarded to support the costs associated with Victims and Survivors of Crime week
Fire Services Training Program Grant	4,347	-	-	In Q1 of 2023, the Government of Alberta awarded \$290,328 to support RMWB's low-income bus pass program for the period of April 1, 2022 to March 31, 2024.
New Horizon for Seniors Program (NHSP)	10,500	-	-	Awarded to support costs of internal course delivery.
Reaching Home: Canada's Homelessness Strategy - COVID-19 Supplement	1,877,246	-	1,135,067	Awarded to support the cost of advertising to reach out to volunteers for the RMWB Snow Angels Program.
Alberta Community Partnership (ACP) - Alberta Senate Election	-	-	279,218	A COVID-19 supplement was added to the annual Reaching Home Federal homelessness grant in 2021.
Women's Economic Recovery Challenge (WERC)	-	158,450	-	Grant to support the province-wide election of nominees of Canada's Senate and the Referendum Act.
Alberta Heritage Preservation Partnership Program	-	18,911	-	Through the WERC grant, the Government of Alberta funds initiatives that help women's economic opportunities by providing strategies and solutions to address barriers. An application was submitted for the Workplace Inclusion Charter - Expansion and Implementation project.
Alberta Community Restorative Justice (ACRJ)	50,000	15,000	-	For the Wood Buffalo Heritage Resources Management Plan project. Project entails updating Heritage Survey documentation and developing a Heritage Inventory and Management Plan.
Alberta Relief for Shortfalls for Transit Operators (RESTOR)	-	1,194,284	-	Funding to assist in developing capacity to ensure Restorative Justice is available to all communities within the region.
Tree Canada	3,500	-	269,825	Grant to assist municipalities to recover from low transit ridership as a result of the COVID-19 pandemic.
FireSmart Home Action Rebate Program	-	100,000	-	Awarded for tree planting expenses. 2023 amount is to be used at Dickinsfield school sites.
Enbridge Safe Community Grant	-	7,500	-	Created from a grant from Intact Public Entities and Intact Financial Corporation, the FireSmart Home Action Rebate Program will help homeowners in the Region use fire-resistant materials in home upgrades.
				Funding to support the Home Fire Safety Program, which provides residents in high fire-risk areas with alarm systems free of charge.
Total One-Time Operating Grants	4,430,399	1,494,145	1,684,110	
Total Operating Grants	\$ 13,432,000	\$ 10,553,899	\$ 10,865,865	

Appendix D

As of September 30, 2023

Unsuccessful Grant Applications

Unsuccessful Capital and Operating Applications	2023	Information
Green and Inclusive Community Buildings Program (GICB)	\$ 18,827,144	An application was submitted in February 2023 for the Fort Mckay Community Centre project. We were informed that the application was not approved in July 2023.
Emergency Management Preparedness Program (EMPP)	\$ 25,000	In March 2023, an operating grant application was not approved for the project: Business Continuity Planning in the Private Sector - Building on Relationships and Resiliency in the RMWB.
Cooperative Investment Fund-Events and Festivals stream	\$ 100,000	This application was submitted to support the Barbegazi Festival coming to the RMWB in February 2024. We were informed that we were denied in October 2023.
Alberta Municipal Water/Wastewater Program (AMWWP)	2,700,000	In March 2022, an application was submitted for the Conklin Water Treatment Plant Upgrades - Construction project. Grant approval was not received under the March 2022 intake. The next annual AMWWP intake falls in November 2023, which is subsequent to the project's start date during the construction season of 2023. Therefore, a separate grant application was submitted under the ICIP COVID-19 Resilience Stream.
Federal Active Transportation Fund	9,810,000	An application was submitted in 2022 for the Snye Point Outdoor Event Space. We were informed that the application was not approved in January 2023.
Total Unsuccessful Capital and Operating Applications	\$ 31,462,144	



REGIONAL MUNICIPALITY
OF **WOOD BUFFALO**