

An aerial photograph of Wood Buffalo, Alberta, Canada. The image shows a large river (the Peace River) flowing through the city. A multi-lane highway (Highway 1) runs along the left side of the river. The city is densely packed with various buildings, including residential houses, commercial structures, and a large hotel or resort building with a distinctive blue and green facade. The surrounding landscape is covered in dense forest with trees showing autumn foliage in shades of yellow and orange. The sky is clear and blue.

Regional Municipality of Wood Buffalo

Quarterly Financial Report

For the quarter ended June 30, 2019



TABLE OF CONTENTS

MUNICIPAL OPERATING REVENUES AND EXPENSES 3

 Municipal Operating Revenues and Expenses 4

FINANCIAL POSITION 8

 Capital 9

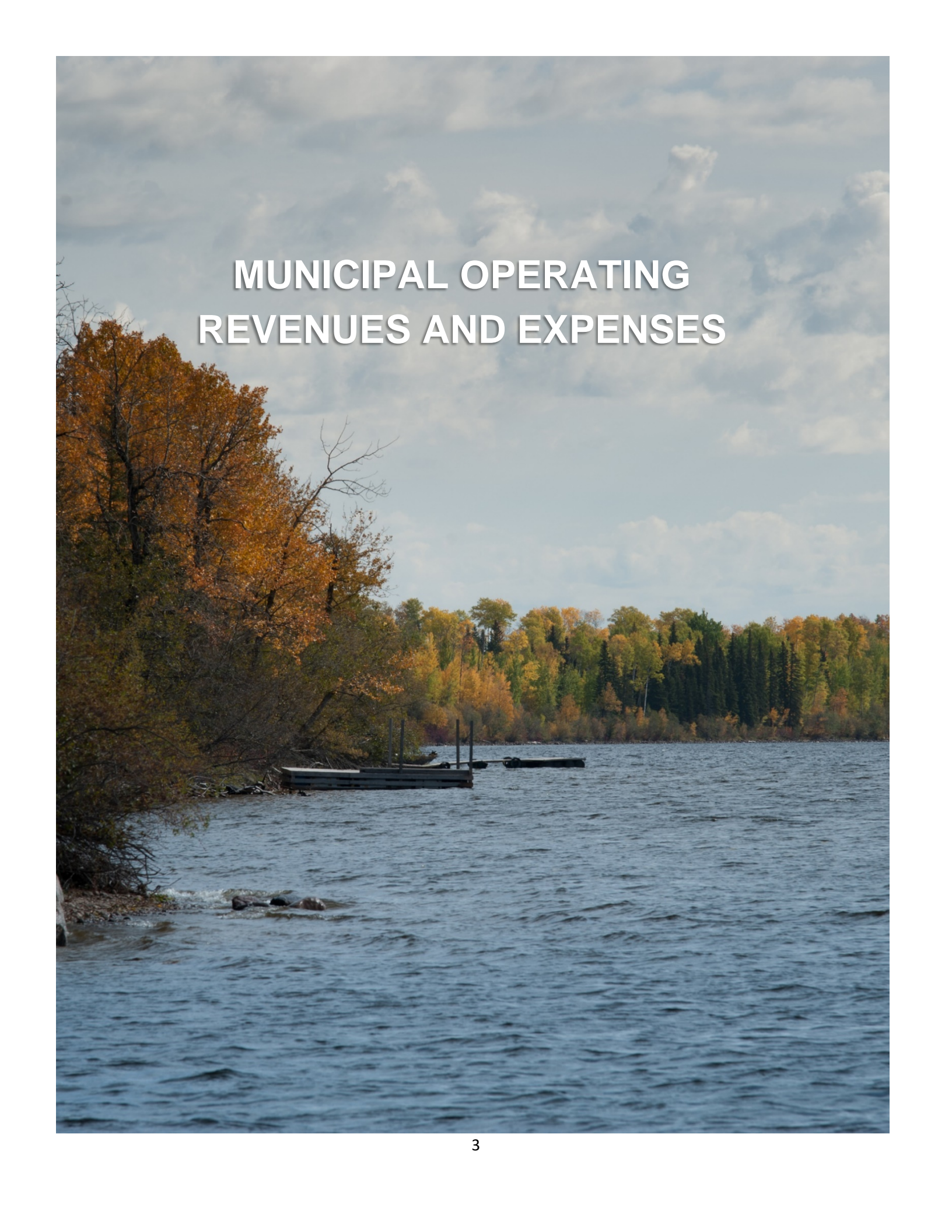
 Bank and Investments..... 10

 Debt..... 12

 Grants..... 13

2016 WILDFIRE 20

 2016 Wildfire..... 21

A scenic photograph of a lake with autumn foliage on the left and a forest in the background under a cloudy sky. The text "MUNICIPAL OPERATING REVENUES AND EXPENSES" is overlaid in the upper center.

MUNICIPAL OPERATING REVENUES AND EXPENSES

Municipal Operating Revenues and Expenses

For the Period Ending June 30, 2019

	June Actual YTD (A)	June Budget YTD (B)	YTD Budget Variance Incr (Decr) (A-B)	Annual Budget (C)	Annual Projections (D)	Annual Budget Variance Incr (Decr) (D-C)
Revenues:						
Net taxes available for municipal purposes	\$ 327,613,487	\$ 322,643,462	\$ 4,970,025	\$ 645,187,200	\$ 645,187,200	\$ -
Government transfers	8,712,156	7,976,967	735,189	16,466,234	16,216,234	(250,000)
Sales and user charges	22,666,639	23,315,868	(649,229)	47,686,150	45,179,150	(2,507,000)
Sales to other governments	1,204,827	1,222,122	(17,295)	2,441,500	2,441,500	-
Penalties and costs on taxes	1,939,758	1,991,200	(51,442)	4,182,000	5,143,000	961,000
Licenses and permits	1,079,082	1,084,105	(5,023)	2,193,108	1,968,108	(225,000)
Fines	1,458,012	1,523,360	(65,348)	3,048,145	3,048,145	-
Franchise and concession contracts	4,475,604	4,150,000	325,604	8,300,000	8,300,000	-
Return on investments	9,944,360	11,680,000	(1,735,640)	23,432,000	23,432,000	-
Rentals	873,192	811,248	61,944	1,552,400	1,632,400	80,000
Other	183,357	54,300	129,057	160,996	185,996	25,000
	380,150,474	376,452,632	3,697,842	754,649,733	752,733,733	(1,916,000)
Expenses:						
Salaries, wages and benefits	110,737,939	110,226,772	511,167	224,776,794	220,302,794	(4,474,000)
Contracted and general services	26,744,696	34,987,793	(8,243,097)	69,791,072	70,791,072	1,000,000
Purchases from other governments	10,158,009	12,933,130	(2,775,121)	25,266,500	23,886,500	(1,380,000)
Materials, goods, supplies and utilities	15,514,479	17,668,325	(2,153,846)	33,874,566	33,274,566	(600,000)
Provision for allowances	6,209,627	392,000	5,817,627	774,000	2,951,000	2,177,000
Transfers to local boards and agencies	190,000	261,000	(71,000)	521,000	521,000	-
Transfers to individuals and organizations	18,787,623	18,073,872	713,751	33,643,200	33,272,200	(371,000)
Bank charges and short-term interest	100,029	105,410	(5,381)	211,500	211,500	-
Interest on long-term debt	11,840,000	5,987,000	5,853,000	11,840,000	11,840,000	-
Other	6,067	7,450	(1,383)	15,000	15,000	-
Debtenture repayment	17,526,000	8,711,000	8,815,000	17,526,000	17,526,000	-
	217,814,469	209,353,752	8,460,717	418,239,632	414,591,632	(3,648,000)
Reserves:						
Transfers to reserves/operations	207,855,610	168,206,749	39,648,861	336,410,101	336,410,101	-
	207,855,610	168,206,749	39,648,861	336,410,101	336,410,101	-
Operating surplus (deficit)	\$ (45,519,605)	\$ (1,107,869)	\$ (44,411,736)	\$ -	\$ 1,732,000	\$ 1,732,000

Municipal Operating Revenues and Expenses (continued)

As of June 30, 2019, the Municipality is projecting an annual surplus of \$1.7 million. The annual projected surplus consists of an operating revenue decrease of \$1.9 million and an operating expense decrease of \$3.6 million.

Operating Revenues

Year to date operating revenues to June 30, 2019 are \$380.2 million. On an annual basis the revenue projection is \$752.7 million which reflects a budget decrease of \$1.9 million.

Operating revenue projections changed largely in the following areas:

- Sales and user charges are projected \$2.5 million less than budget primarily due to utility user fee changes not commencing until the fourth quarter (\$2.0 million) and a reduction in usage of landfill and commercial environmental services (\$1.6 million), partially offset by insurance proceeds and recoveries (\$0.9 million).
- Penalties on taxes are projected \$1.0 million higher than budget due to higher overdue accounts.
- Licenses and permits are projected \$0.2 million less than budget primarily due to lower building permit activity due to the rebuilding activities from the 2016 wildfire.

Operating Expenses

Year to date operating expenses to June 30, 2019 are \$217.8 million. On an annual basis the expense projection is \$414.6 million which reflects a budget decrease of \$3.6 million.

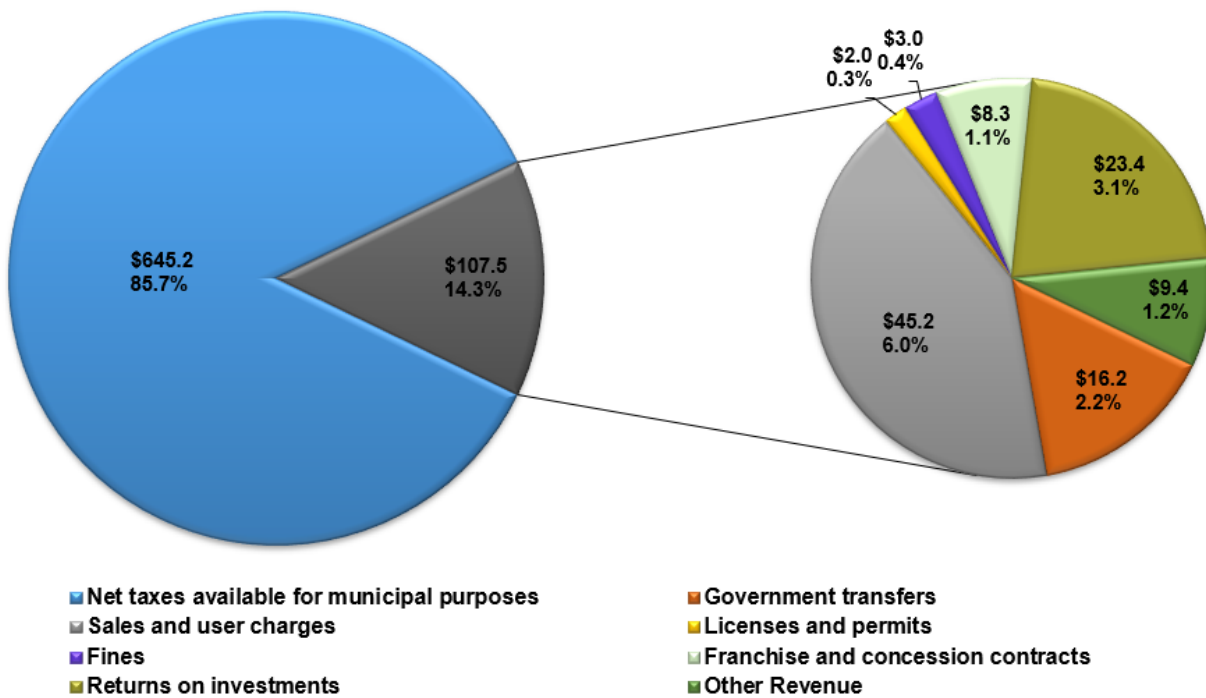
Operating expense projections changed largely in the following areas:

- Salaries, wages and benefits are projected \$4.5 lower than budget mainly as a result of vacancies.
- Purchases from other governments are projected \$1.4 million less than budget mainly as a result of lower numbers of RCMP members.
- Provision for allowances are projected \$2.2 million higher than budget mainly from higher overdue property tax accounts.

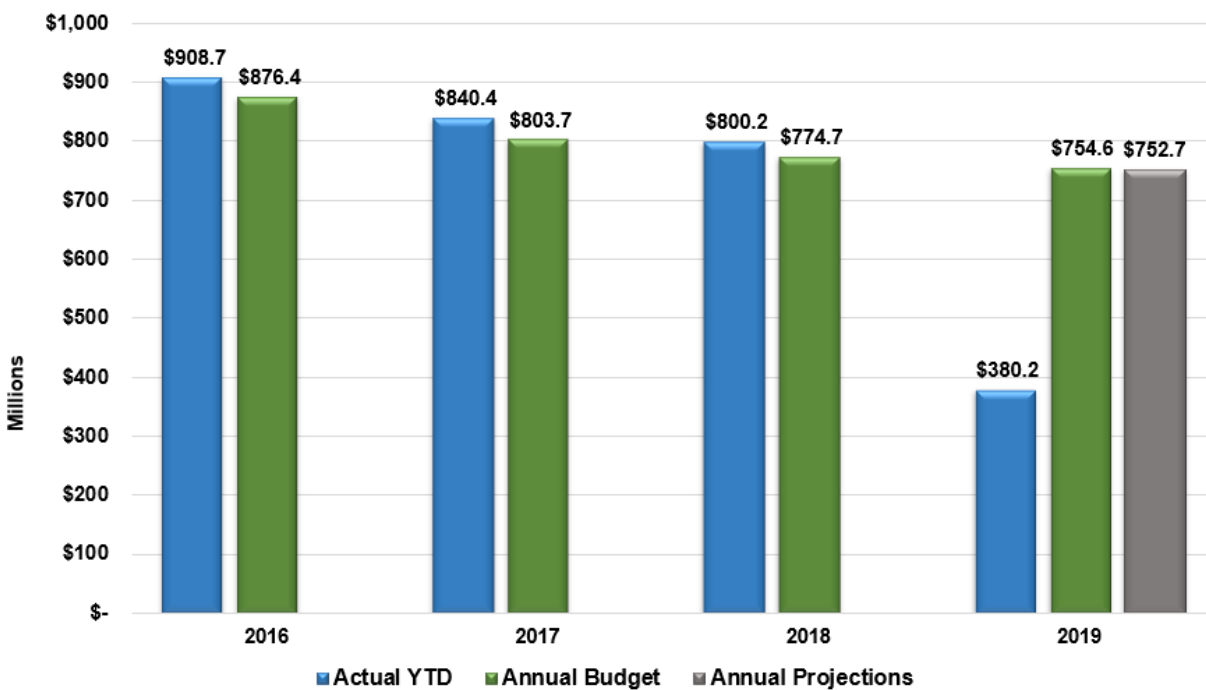
Municipal Operating Revenues and Expenses (continued)

Operating Revenues

2019 Revenue - Annual Projections
(In Millions)



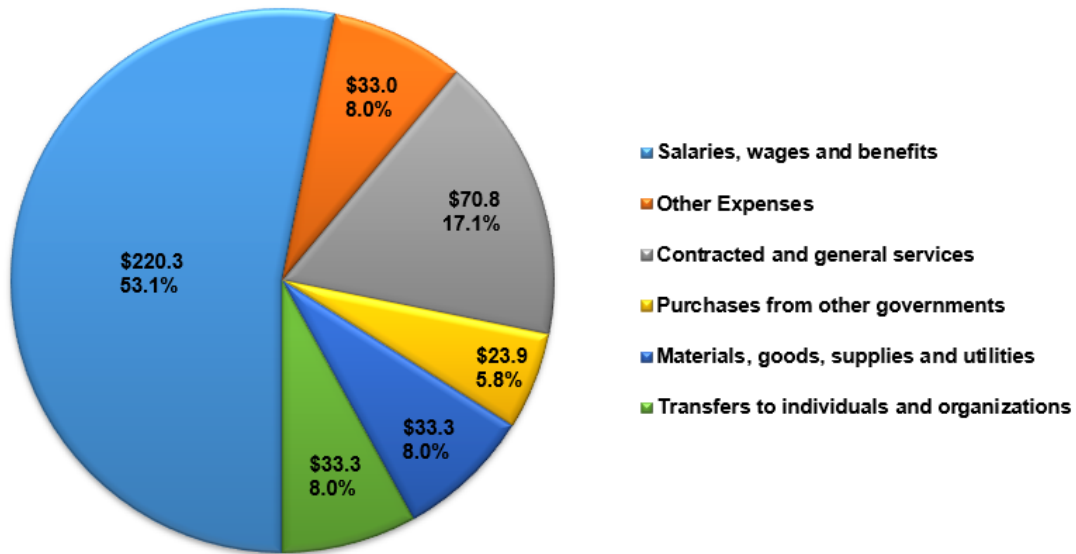
Municipal Revenues



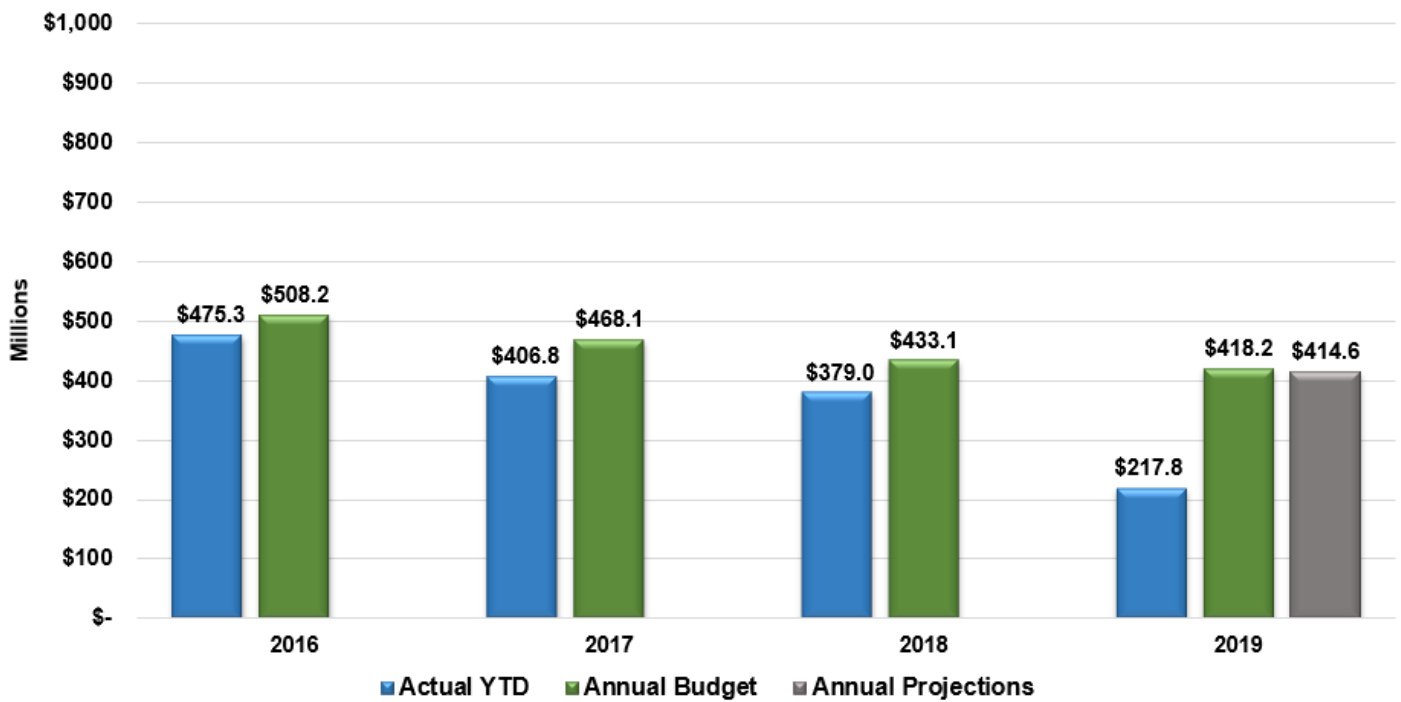
Municipal Operating Revenues and Expenses (continued)

Operating Expenses

**2019 Expenses (excluding reserves)
Annual Projections (in Millions)**



Municipal Expenses (excluding reserves)



FINANCIAL POSITION

Capital

Capital Project Spending

For the Period Ending June 30, 2019

Project Name	2019 Actual YTD \$
Top 20	
Rural Water and Sewer Servicing - Construction	\$ 9,786,166
Transit Facility (Green TRIP) - Construction	8,193,489
Fort Chipewyan Lift Station Upgrades - Construction	4,798,599
Conklin Multiplex - Construction	3,396,076
Fort McMurray WWTP Process Improvements - Construction	2,644,035
Confederation Way Sanitary Sewer Phase 2 - Construction	2,317,170
Firebreak Rehabilitation and Trail Restoration	2,144,619
Fort Chipewyan WTP Expansion - Construction	2,002,252
MacDonald Island Park Sustaining Capital Grant	2,000,000
2018 Heavy Equipment Replacements	1,691,710
River Bank Protection - Design & Construction	1,552,372
Thickwood Perimeter Sewer - Construction	1,346,272
Doug Barnes Cabin Expansion - Construction	1,170,958
Rural Infrastructure Rehabilitation 2015-2017 - Construction	1,164,787
Fort Chipewyan Airfield Rehabilitation	1,046,389
Land Acquisition 2013-2014	854,077
Anzac Fire Hall - Construction	739,295
2018 Light Equipment Replacements	718,941
Conklin WTP Upgrade Phase 2 - Construction	687,756
Migration of RES to AFRRCS	670,901
All Other Project Costs	7,575,559
Total Capital Spending	\$ 56,501,423

**Spending equals total Settlement for the month driven by Service Entry Sheet entries on capital internal orders*

TRIP = Transit Incentives Program

WWTP = Waste Water Treatment Plant

WTP = Water Treatment Plant

RES = Regional Emergency Services

AFRRCS = Alberta First Responders Radio Communications Systems

The Municipality approved the 2019 capital budget of \$257.3 which includes \$0.6 million approved for Public Art. At June 30, 2019 the capital budget has been revised to \$267.8 million stemming from 2019 capital amendment increases of \$10.5 million. As of June 30, 2019, \$56.5 million has been spent on the delivery of capital projects.

Bank and Investments

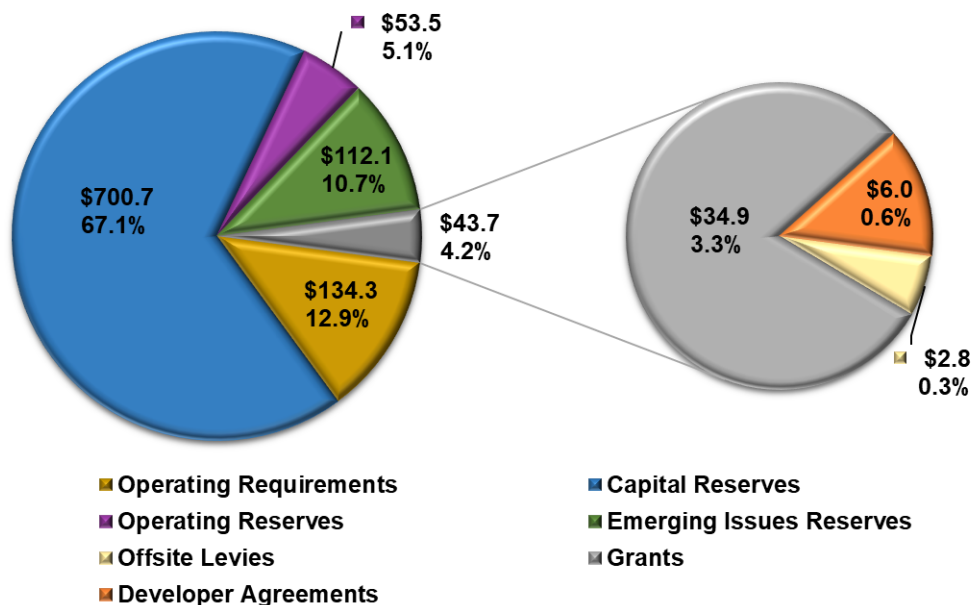
Bank As of June 30, 2019 (in millions)

Cash	
Operating - Bank Balance	\$ 411.9
Investments	864.7
Total Cash	1,276.6
Committed Funds	
Operating Requirements	134.3
Deferred Revenue	
Grants	34.9
Developer Agreements	6.0
Offsite Levies	2.8
	43.7
Reserves	
Committed Funds	
Capital	700.7
Emerging Issues	112.1
Operating	53.5
	866.3
Total Committed Funds	1,044.3
Remaining	\$ 232.3

The Cash - Operating Bank Balance has significantly increased as a result of receipts from the 2019 Property taxes.

The present value of the cash in the bank plus investments totals \$1.3 billion as of June 30, 2019. The commitments against this balance include \$134.3 million for operating requirements, \$43.7 million in deferred revenues, which is money the Municipality has received in advance but is committed to spend in the future, and \$866.3 million in committed reserve funds.

Committed Funds by Type (in Millions)



Bank and Investments (continued)

Investments

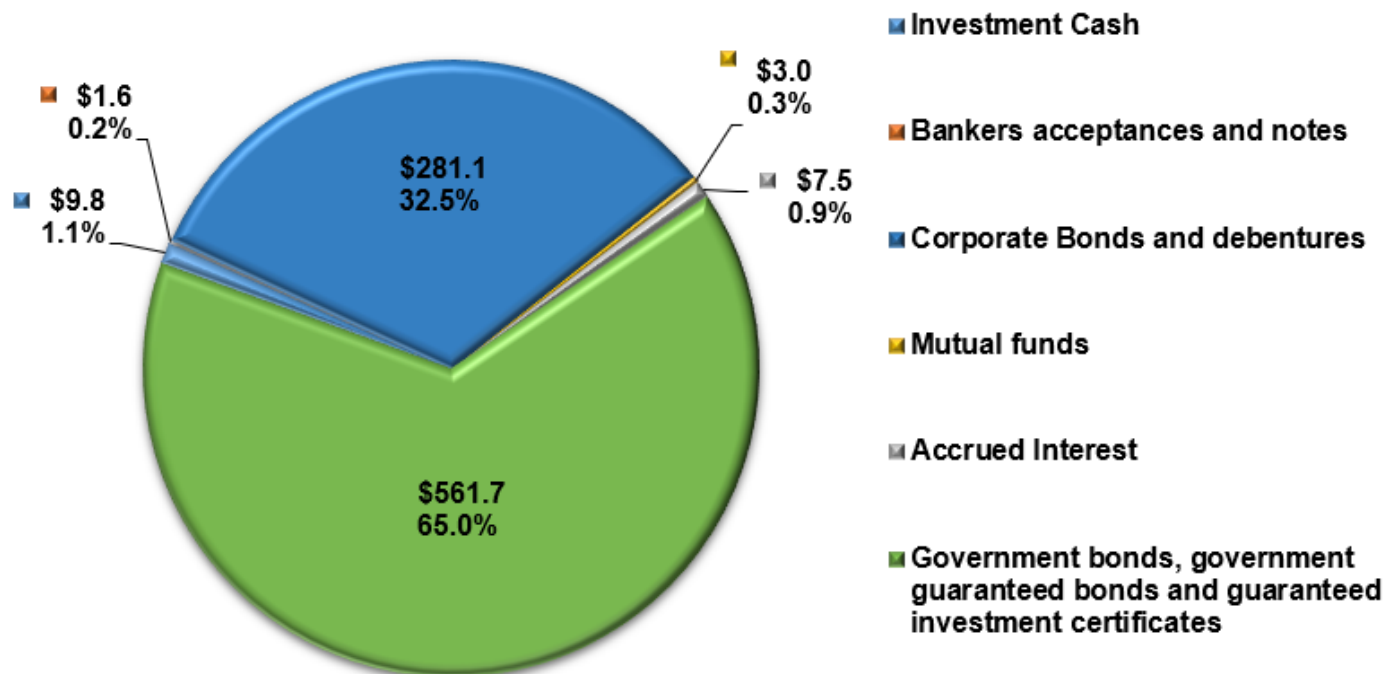
The Municipality has \$864.7 million in investment holdings as of June 30, 2019, of which \$191.0 million are short-term investments with maturity dates under one year. Returns on investments to June 30, 2019 total \$9.9 million with \$6.7 million from investment income and \$3.2 million of interest earned from bank accounts.

Investment Holdings

(In Millions)

Type:	Amortized Cost @ December 31, 2018	Amortized Cost @ June 30, 2019	Market Value @ June 30, 2019
Investment Cash	\$ 0.3	\$ 9.8	\$ 9.8
Bankers acceptances and notes	-	1.6	1.6
Corporate Bonds and debentures	302.0	281.1	308.4
Mutual funds	-	3.0	3.0
Accrued Interest	9.5	7.5	7.5
Government bonds, government guaranteed bonds and guaranteed investment certificates	806.8	561.7	555.9
Total	\$ 1,118.6	\$ 864.7	\$ 886.2

Investment Holdings by Type - Book Values
(in Millions)

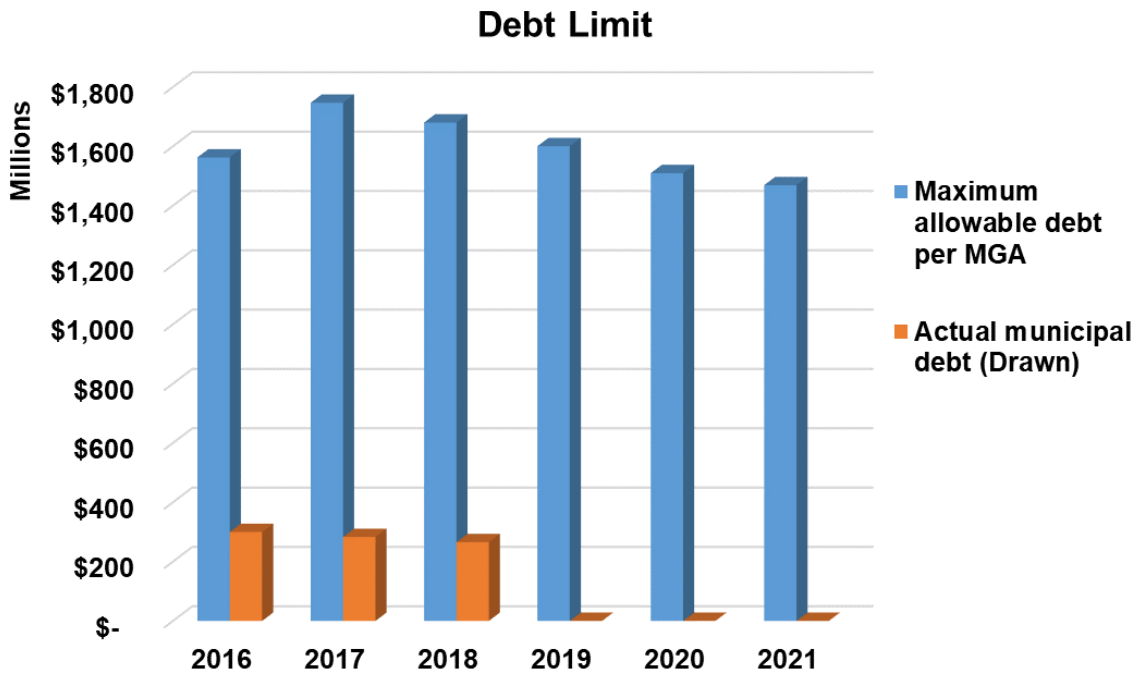


Debt

Authority to incur debt for municipalities in Alberta is granted through Alberta Regulation (AR) 255/2000 of the Alberta Municipal Government Act (MGA) and in special cases, variation can be granted through a Ministerial Order. Sections 251 through 274 of the MGA provides guidance regarding indebtedness for operating and capital purposes.

The general debt limits for municipalities in Alberta allow for debt of 1.5 times revenue and 0.25 times revenue for debt service. Regional Municipality of Wood Buffalo's debt limit is set at 2 times revenue and debt service limit is set at 0.35 times revenue through AR255/2000.

Council, through the Debt Management Policy (FIN-120), set the Municipality's limits at 85% of the Alberta Debt Limit Regulation (AR) 255/2000.



As of June 30, 2019, the Municipality has no committed drawn debt outstanding and \$96.4 million in committed undrawn debt. This committed undrawn debt is expected to be fully repaid by the end of the second quarter of 2021.

Grants

To date the Municipality has received approval for \$7.0 million in capital grants and \$5.3 million in operating grants.

There are nine capital grant applications totaling \$166.4 million that have been submitted for consideration with the government. The capital grant applications include:

- Alberta Community Resilience Program (ACRP) for \$25.8 million,
- Alberta Municipal Water/Wastewater Program (AMWWP) for \$50.3 million,
- Investing in Canada Infrastructure Program – Green Infrastructure (Federal) for \$8.0 million for the Fort Chipewyan Lift Station construction project,
- Investing in Canada Infrastructure Program – Green Infrastructure (Federal) for \$20.8 million for the Rural Water and Sewer Servicing project,
- Investing in Canada Infrastructure Program – Green Infrastructure (Federal/Provincial) for \$11.9 million for the Flood Mitigation project,
- Disaster Mitigation and Adaptation Fund (DMAF) for \$20.3 million,
- Airports Capital Assistance Program (ACAP) for \$8.0 million for the Pavement Overlay project,
- GreenTRIP Grant –round 2 for \$3.4 million and
- Investing in Canada Infrastructure Program – Public Transit for \$17.9 million.

Research into grant opportunities is an on-going process.

Grants (continued)

Summary of Capital and Operating Grants Awarded As At June 30, 2019

Past & Current Capital Grants	2019	2013-2018	Information
Provincial and Federal Allocations			
Basic Municipal Transportation Grant (BMTG)		\$ 4,604,388	This program has been rolled into the MSI Grant as of 2014.
Federal Gas Tax Fund (FGTF)		37,279,066	\$6,000,000 budgeted in 2017. Actual allocations determined by Federal and Provincial Budgets.
Municipal Sustainability Initiative (MSI)		149,473,496	\$18,000,000 budgeted in 2017. Actual allocations determined by Provincial Budget.
MSI Additional		35,651,294	BMTG was rolled into this program in 2014.
Engineering			
Alberta Community Partnership (ACP)		779,000	Part of 2014 Provincial Fiscal Budget ending March 31, 2015.
Alberta Community Resilience Program (ACRP)	6,590,000	10,000,000	Fort Chipewyan Swimming Pool.
Alberta Municipal Water/Wastewater Partnership (AMWWP) - Conklin WTP Phase 1 Expansion		4,286,347	2019 - Funding awarded for Flood Mitigation Projects - Reaches 7,8,9 (Lower Townsite) 2015 - Funding awarded for Flood Mitigation Projects (deferred).
Alberta Municipal Water/Wastewater Partnership (AMWWP) - Conklin WTP Phase 2 Upgrades - Construction		764,354	Original approval in 2004 was for a \$922,500 contribution under the AMWWP program. A cost revision funding request was submitted in 2016 which resulted in additional AMWWP contribution of \$4,286,347 under AMWWP. Total grant \$5,208,847.25.
Alberta Municipal Water/Wastewater Partnership (AMWWP) - Fort Chipewyan WTP Expansion		19,756,092	Application submitted Nov 2015. Revised November 2016. Approved for \$764,354 representing 27% of eligible costs.
Alberta Transportation - Project Specific Grant		2,000,000	Application submitted Nov 2015. Revised January 21, 2016. Approved for \$19,756,092 representing 69.64% of eligible costs.
Alberta Transportation - Project Specific Grant		853,891	Highway 69 Intersection improvements at West Airport Boundary Road.
Alberta Transportation - Project Specific Grant		57,399	Highway 63 intersection improvements at Highway 69 and Mackenzie Blvd.
Canada 150 Program - Administered by Western Economic Diversification Canada		200,000	Landfill Access Upgrading.
Community Infrastructure Improvement Fund - Administered by Western Economic Diversification Canada		245,160	2017 - Anzac Community Centre Upgrades
Community Facility Enhancement Program (CFEP)		123,500	2013 - Westwood/Westview Community Park upgrade (Community Infrastructure Improvement Fund)
Flood Recovery and Erosion Control Program		7,043,525	The Ptarmigan Nordic Ski Club with the support of the Regional Municipality of Wood Buffalo has secured a grant to offset 50% of the cost of the Furniture, Fixtures and Equipment required for the Doug Barnes Cabin Expansion - Construction project.
Strategic Transportation Infrastructure Program (STIP)		574,035	Five Riverbank Protection Projects.
Public Works and Transit Services			
Airport Capital Assistance Program (ACAP) Funding		1,588,208	Fort Chipewyan Winter Road Culvert Replacement (\$765,380 total cost) 75% approved
GreenTRIP Round 1		26,670,000	Airfield Lighting Rehabilitation Project at Fort Chipewyan Airport
GreenTRIP Round 1		9,255,000	Transit Facility.
GreenTRIP Round 3		6,459,000	Transit Bus Purchases.
GreenTRIP Round 3		842,560	Bus Bay Turn-out project
GreenTRIP Round 3		1,276,667	Airporter/Paratransit
GreenTRIP Round 3		21,570,614	Shelter Additions.
Public Transit Infrastructure Program (PTIF)		3,451,000	Intelligent Transportation System.
Fort McMurray Fire Relief Fund		75,000	Bus Bay Turn-out project
Rotary District 5370 Charitable Foundation			
Lions Club International Foundation	147,000		Fort McMurray Port of Entry Rebuild Project
Adventurer Foundation and Fraserway RV		310,000	A donation/grant in the amount of \$147,000 has been approved for upgrades to the Lion's Park.
Regional Emergency Services			
9-1-1 Grant	250,480	320,000	A donation towards the cost of construction of the Christina Gordon Playground was provided by the Adventurer Foundation, a donor advised fund at The Foundation Office.ca, is the official giving foundation of Fraserway RV LP and the Adventurer Group of Companies.
Total Capital Grants	\$ 6,987,480	\$ 345,509,595	2019 Amount will be used towards the 2019 approved capital project titled 911 Business Continuity Project (Back-up Centre). 2016 Q1 and Q2 amount and the 2015 amount which was transferred from Operating will be used for an approved capital project titled 911 Dispatch Upgrades. The grant runs from July 1st to June 30th annually. 9-1-1 Grants are calculated quarterly based on 9-1-1 revenue and population served by the Public Safety Answering Point (PSAP).

Grants (continued)

Operating Grants	2019	2013-2018	Information
Corporate and Community Services			
Coalitions Creating Equity Program (CCE)	\$ 10,000	\$ 123,000	2018 - Community Services has developed an application for funding to the Alberta Human Rights and Multiculturalism Grant Program for the Wood Buffalo Equity Coalition Program which will be delivered by the Regional Advisory Committee on Inclusion, Diversity and Equality (RACIDE). 2019 - Community-based Response Model to Acts of Discrimination, Racism and Hate Project Funded
Community Inclusion Grant		30,000	Alberta Justice and Solicitor General - Human Rights, Education and Multicultural Fund 2016 - Diversity Plan 2016 and Beyond 2018 - Diversity and Inclusion Business Recognition Program 2018 - Diversity & Inclusion Employee Census 2019
Community Injury Control Fund (CICF) Grant		4,000	One time grant in 2014
Conoco Phillips		15,000	\$5,000 for Green Teen Program in 2016 and \$10,000 for planters in Anzac in 2014.
Event Tourism Strategy		60,000	Payment from Province of Alberta for cultural and tourism events.
Family & Community Support Services	1,924,513	10,482,733	Provincial level program through Alberta Human Services. Payment is based on population.
Labour Market Partnerships (LMP) Grant - Inclusive Business Project		51,000	Funding is being provided through the Labour Market Partnerships (LMP) Grant by the Alberta Department of Labour. The project will address the evidenced need for increased workplace education and awareness about inclusion and diversity, develop inclusive workplace evaluation, consultation policies and feedback practices. The overall cost of the project, including in-kind contributions, will be \$84,500.
Point in Time Count		50,000	Community Services was successful securing funding from Employment and Social Development Canada (ESDC) for the "Everyone Counts: the 2018 Coordinated Point-in-Time Count.
Reaching Home: Canada's Homelessness Strategy Indigenous Homelessness (Federal)	401,134		2019/2020 - \$401,134
Reaching Home: Canada's Homelessness Strategy Designated Communities (Federal)	1,688,760		2019/2020 - \$321,219 2020/2021 - \$321,219 2021/2022 - \$348,774 2022/2023 - \$348,774 2023/2024 - \$348,774
Environmental			
Alberta Recycling Municipal Electronics and Paint Round-up Grant		76,479	Alberta Recycling Grant to offset cost to advertise and run the round-up activities.
Alberta Recycling Tire Marshalling Area (TMA)		107,343	The 2015 grant is for the purchase and delivery of the concrete blocks for the containment area. Three new applications were submitted in November 2016. Awarded funding of \$30,000 each for Tire Marshalling Areas in Conklin, Janvier and Fort Chipewyan.
Human Resources			
Canada Summer Jobs		92,938	2017 - 17 students 2016 - 29 Students.
Careers - The Next Generation		4,500	A grant to offset the costs of summer students employed at the Water Treatment Plant. \$15 per hour x 100 hours x 3 students.
Green Job Initiative - Summer Work Experience		11,424	2018 - 2 students
Summer Temporary Employment Program (STEP) Program		56,100	2017 - 10 Students - \$4,200 per student - \$42,000 total. 2016 - 5 Labourer Positions.

Grants (continued)

Operating Grants (continued)	2019	2013-2018	Information
Indigenous and Rural Relations			
Alberta Indigenous Relations		110,000	Grant to assist with the Urban Aboriginal Connection Initiative project - Wood Buffalo Pan Aboriginal Connection project.
Aboriginal Affairs and Northern Development Canada		280,363	Funding for the Urban Aboriginal Strategy.
Planning and Development			
Family and Community Safety Program (Children and Youth Service Grant)		260,837	Funded by Minister of Human Services to provide advocacy services in the community.
Municipal Cannabis Transition Program (MCTP)	88,472	134,292	The MCTP is a program that will support eligible Alberta municipalities with increased enforcement and other implementation costs related to the legalization of cannabis.
Municipal Policing Assistance Grant (MPAG)	604,920	7,187,584	2019 - Partial allocation indicated. Final allocation to be confirmed once Provincial budget is approved this fall. Current funding agreement is for two (2) years from April 1, 2018 and ending March 31, 2020. Payment is based on per capita calculation.
Police Officer Grant (POG)	150,000	1,800,000	2019 - Partial allocation indicated. Final allocation to be confirmed once Provincial budget is approved this fall. Current agreement is for two (2) years from April 1, 2018 and ending March 31, 2020.
Victims and Survivors of Crime Week 2019	6,000		RCMP and Bylaw Support Services received a grant towards their Victims and Survivors of Crime Week 2019 project.
Victims of Crime Fund - Grant to Victims Services	69,360	942,602	Grant to provide services that benefit victims or a class or classes of victims during their involvement with the criminal justice process. 2017 - 3 year grant for Victims Services for 2018-2020. 2019 - Additional Funding to 2018-2020 agreement (2019 - \$35,788, 2020 - 33,572)
Victims of Crime Fund - Indigenous Victims Outreach Specialist (IVOS)	300,000		2019 - 3 Year grant for Indigenous Victims Outreach Specialist for 2019-2021
Public Works and Transit Services			
Alberta Recycling Municipal Demonstration Grant		30,000	Grant awarded for \$30,000 towards a pour-in-place recycled tire project at the Syncrude Athletic Park.
Celebrate Canada Grant	10,548	36,000	Canadian Heritage provides financial support for Canada Day activities.
CN EcoConnexions From the Ground Up		25,000	Tree Canada's CN EcoConnexions From the Ground Up program will provide funding up to \$25,000 per project. A minimum of 50% matching funding must come from other sources.
FCM's Municipal Asset Management Program (MAMP)		50,000	Funding has been awarded from the FCM's Municipal Asset Management Program (MAMP) to offset the cost of conducting condition assessments of (50) municipal building facilities.
FireSmart Community Grant Program - Government of Alberta		238,600	Fire Smart Grant from Alberta Government. No call for applications in 2016.
Forest Resource Improvement Association of Alberta (FRIAA) FireSmart Program		750,000	The FRIAA FireSmart Program is separate and independent from the Government of Alberta's FireSmart Community Grant Program. Maximum amount of funding for a single project will be \$400,000 over the life of the project. The RMWW applied for funding for the following Hazard Reduction activities. \$400,000 Birchwood/Conn Creek, \$400,000 Anzac, \$125,000 Mitigation strategy, \$40,000 public education. Applications totaled \$965,000. Actual funding awarded \$750,000.
HWY 63 Traffic Survey & Transportation Demand Model		225,000	One time Grant in 2013.
Municipal Recreation/Tourism Areas (MR/TA) Grant (Lake Shore)		12,000	Municipal Recreation/Tourism Areas (MR/TA) Grant-Program ended in 2013.
Municipal Recreation/Tourism Areas (MR/TA) Grant (MacDonald Island)		12,000	Municipal Recreation/Tourism Areas (MR/TA) Grant-Program ended in 2013.
Municipal Recreation/Tourism Areas (MR/TA) Grant (Vista Ridge)		12,000	Municipal Recreation/Tourism Areas (MR/TA) Grant-Program ended in 2013.

Grants (continued)

Operating Grants (continued)	2019	2013-2018	Information
Public Works and Transit Services (continued)			
TD Friends of the Environment		27,019	Eligible projects include Community Gardens, Environmental Education Projects, Outdoor Classrooms, Protection of Endangered Species/Wildlife, Recycling/Composting Programs, Tree Planting and Urban Naturalization Projects, Energy Conservation/Renewable Energy, Research Projects, Habitat restoration. 2017 - Pacific Park Community Garden (Timberlea), 2016 - 20 trees for Dr. Clark School, 2013 - Trees at Fort McMurray First Nation #468.
TD Tree Days		10,200	2017 - Planting of approximately 150 potted trees and shrubs at Vista Ridge on September 24, 2017. 2018 - Planting of approximately 300 trees and shrubs at Beaconhill Lookout in September 16, 2018.
Regional Emergency Services			
911 Grant		1,867,308	The objective of the 911 Grant Program is to strengthen and support local delivery of 911. This is being done using funding generated from a monthly 911 levy on cellphones, and by developing provincial standards for 911. All of this is being done in close collaboration with Alberta's 911 centres. A portion of the 2015 funding is reflected as a capital grant on page 1. A portion of the 2016 grant was transferred from Capital.
2014 Flood Readiness Supplies Grant		234,445	One time grant following the flooding of 2013 so that municipalities could replenish their flood-readiness supplies and purchase needed equipment to prepare for future floods.
Emergency Management Preparedness Program (EMPP)		11,525	The objective of the Emergency Management Preparedness Program (EMPP) is to provide an effective and cost-efficient grant program for increased emergency management capacity that resulted in an increased number of trained emergency management practitioners. 2016/2017 grant - \$11,525.
Fire Services and Emergency Preparedness Program		59,150	The FSEPP has undergone changes and is now known as the Fire Services Training Program (FSTP). The Emergency Management Preparedness Program (EMPP) has also been created and may fund training for other types of emergency preparedness.
Fire Services Training Program (FSTP) (Formerly Fire Services and Emergency Preparedness Program)		5,800	This program supports the expansion and enhancement of regional fire service training. The objective is to provide an effective and cost-efficient mechanism for increased training capacity that results in a greater number of trained fire service personnel.
RMWB FireSmart Grant Budget includes approximately \$2.5 M for capital projects		10,500,000	The Minister of Agriculture and Forestry has recently committed \$10.5M to the FireSmart program in the RMWB over the next 3 years. This funding will be provided in the form of an Agriculture and Forestry Development Grants and the Regional FireSmart Committee will have oversight over its spending. An application has been completed with input from the RMWB, the Regional FireSmart Committee and Agriculture and Forestry. Funding was approved August 2017.
Wood Buffalo Recovery Committee			
Canadian Red Cross - Recovery Gift (Includes \$3.8 M for FireSmart activities)		10,000,000	The Canadian Red Cross Society will provide these funds to further the Alberta Wildfire relief and recovery. Included in the \$10M is \$3.8 M for FireSmart activities.
Wildfire Community Preparedness Day		2,200	Wildfire Community Preparedness Day is held annually in May. FireSmart Canada offers up to \$500 funding awards to implement neighborhood projects. The RMWB received 4 awards of \$500 each plus \$200 towards the cost of refreshments for events held in Gregoire Lake, Saprae, Ft. Chipewyan and Conklin.
Wood Buffalo Economic Development Corp			
Canadian Red Cross -Disaster Response Services Agreement Small Business Program (Phase 3B)		992,472	For Support to Small Business Program (Phase 3B) programming for small businesses impacted by the May 2016 Horse River Wildfire disaster in the Regional Municipality of Wood Buffalo
Community and Regional Economic Support (CARES) Program		845,000	2016 - To support the Back to Business Resource Centre and Business Recovery Expositions. 2018 - To support the development of a five-year Economic Development Strategic Plan
Invest Canada - Community Initiatives (ICCI)		5,500	An application submitted by the Economic Development Department for funding for Foreign Direct Investment Tools and Material Development has received approval for \$5,500.
Total Operating Grants	\$ 5,253,707	\$ 47,831,414	

Grants (continued)

Capital Grant Applications in Progress	Amount	Information
Engineering		
First Nations Water Tie-In Program	\$ -	A new funding opportunity is being administered by Alberta Transportation and Alberta Indigenous Relations Department. Provincially, there is \$100 M available over the next 4 years (\$25M per year). Funding would be available to integrate drinking water systems with federally supported water systems. The goal is to bring clean, reliable drinking water to all First Nations across the province. First Nations would have the support of Indigenous and Northern Affairs Canada INAC) for their portion. Funding for the initial Feasibility Study will be provided under this program as a first step.
Alberta Community Resilience Program (ACRP)	25,796,009	The Alberta Community Resilience Program (ACRP) is a multi-year grant program supporting the development of long-term resilience to flood and drought events, while supporting integrated planning and healthy functioning watersheds. Engineering submitted an application for eligible components of the Prairie Loop Boulevard Flood Reach 3 and Flood Reach 4 projects in 2017. The applications did not receive funding in the 2018-2019 fiscal year and costs were updated in September for consideration in 2019-2020. Applications were also submitted in September for Flood Reaches 7,8,9,10 and 10 JHP. Given the complexity and cost of the project, the RMWB also submitted applications for funding for eligible Flood Reaches to the Investing in Canada Infrastructure Program and the Disaster Mitigation Adaptation Fund.
Alberta Municipal Water/Wastewater Program (AMWWP)	50,296,784	The application for funding of the Rural Water and Sewer Servicing (RWSS) Project was originally submitted in 2015 and was updated for the 2018/2019 AMWWP program. Estimated eligible costs are \$55.3M. If successful, the program could fund up to 75% of these costs. Also, additional grant funds of \$4,050,246 have been requested for the Fort Chipewyan Water Treatment Expansion Project. This project was awarded a grant in 2016 of approximately \$19.7M based on estimates. The projects actual costs are higher than originally estimated so additional grant funding has been requested. In 2018, an application was submitted for the Fort Chipewyan Lift Station #1. Estimated eligible cost is \$6.9M. If successful, the grant may fund approximately 69% of the eligible costs.
Investing in Canada Infrastructure Program (ICIP) Green Infrastructure Fort Chipewyan Lift Station Construction Project	8,000,000	An expression of interest was submitted to the Investing in Canada Infrastructure Program (ICIP) for federal funding towards the Fort Chipewyan Lift Station Construction Project.
Investing in Canada Infrastructure Program (ICIP) Green Infrastructure Rural Water and Sewer Servicing (RWSS)	20,810,764	An expression of interest was submitted to the Investing in Canada Infrastructure Program (ICIP) for federal (up to 40%) funding towards eligible components of the Rural Water and Sewer Servicing.
Investing in Canada Infrastructure Program (ICIP) Green Infrastructure Flood Mitigation	11,880,000	The RMWB is seeking federal and provincial funding for flood mitigation work on Reaches 7,8,9 and 10. Total project cost for these sections is estimated at \$29.7M.
Disaster Mitigation and Adaptation Fund (DMAF)	20,310,160	In January 2019, the RMWB submitted the full application to the DMAF program for flood mitigation work on Reaches 7,8,9 and 10. Total project cost for these sections is estimated at \$50.8M. The maximum request from DMAF is 40% of the total eligible costs.
Public Works and Transit Services		
Airports Capital Assistance Program (ACAP) Fort Chipewyan Pavement Overlay Project	7,992,292	An application was submitted to Transport Canada for 100% funding of the Fort Chipewyan Pavement Overlay Project.
GreenTRIP Grant - Round 2	3,401,870	Application submitted in GreenTRIP Grant Round 2 for 66 2/3 % of project costs. Funding requested - Transit Terminal - \$3,401,870. Consideration of application is on hold until location of transit terminal has been determined.
Investing in Canada Infrastructure Program - Public Transit	17,905,869	Under the Investing in Canada Infrastructure Program (ICIP), the Regional Municipality of Wood Buffalo has been advised of an allocation of \$17.9M over the next 10 years. On May 3rd, an application was submitted to utilize \$185,440 of the \$17.9M allocation for the Transit Operator Security Door Installation Project (40% of total project costs \$463,600). Applications will need to be submitted for approval to utilize this allocation.
Total Capital Grant in Progress	\$ 166,393,748	

Grants (continued)

Operating Grant Applications in Progress	Amount	Information
Communications and Stakeholder Relations		
Local Food Week Grant	\$ 2,000	Recreation and Culture applied for a \$2,000 Local Food Week grant to assist with costs of a special event to highlight local food week 2019 at the August 14th, 2019 Urban Market.
Corporate and Community Services		
Connect to Innovate	3,041,055	The Connect to Innovate program will invest up to \$500 million by 2021, to bring high-speed Internet to rural and remote communities in Canada. This program will support new "backbone" infrastructure to connect institutions like schools and hospitals with a portion of funding for upgrades and "last-mile" infrastructure to households and businesses. Application was submitted by IT April 2017. Estimated project costs \$6,486,432. Funding requested \$3,041,055.
Public Works		
Alberta Recycling - Municipal Roundup Program	15,000	This program provides funding to help municipalities host a roundup where our community can drop off their old electronics, paint, tires and used oil materials for recycling.
Recreation Energy Conservation (REC) Program	TBD	Three (3) Expressions of Interest (EOI's) have been submitted to the Recreation Energy Conservation (REC) program. REC helps municipally-owned recreation facilities reduce energy use and GHG emissions by providing financial incentives to help identify energy-saving opportunities and implement energy-saving projects. A single municipality is capped at \$750,000 over the program lifespan.
RCMP Support Services		
Regional Emergency Services		
FCC Agrispirit Fund	13,500	An application for funding was submitting to purchase an Extrication Tool for the Janvier Fire Department.
Wildfire Community Preparedness Day 2019	3,000	A total of 6 applications of \$500 each were submitted. The Wood Buffalo FireSmart Committee plans to host a FireSmart Awareness Day in Gregoire Lake Estates, Sapræ Creek Estates, Conklin, Fort Chipewyan, Anzac and Janvier.
Human Resources		
Summer Work Experience - Green Jobs Initiative	102,816	Wage subsidies up to 50% are available for Green Jobs such as park horticulture and landscaping, parks operations, parks planning, parks technicians, etc. The RWMB has submitted an application for 18 Labourer Positions at a maximum subsidy of \$5,712 per job.
Summer Temporary Employment Program (STEP) Program	TBD	STEP is a 4 - 16 week wage subsidy program that provides funding to eligible Alberta employers to hire high school or post secondary students into summer jobs from May to August. A standardized wage subsidy of \$7.00/hour to a maximum of 37.5 hours/week will be provided to approved applicants. The deadline for applications for the 2019 program is Feb 8th, 2019.
Total Operating Grant in Progress	\$ 3,177,371	



2016 Wildfire

The Municipality has spent \$248.3 million in recoverable wildfire costs since May 2016 out of which \$15.4 million was incurred in the normal operations of the municipality. To date the Province has advanced \$198.7 million for reimbursable expenses through its Disaster Recovery Program, Red Cross has advanced \$9.0 million, FireSmart has advanced \$7.0 million and our insurance provider has paid \$29.6 million and closed the file as all claims are complete.

Administration is continuing to work with the Province to quantify claims. Total Disaster Recovery Program (DRP) project summary estimate is \$312.9 million. As at June 30, 2019, \$207.4 million has been submitted to DRP or is a submission in progress.

The Red Cross has entered into an agreement with the Municipality to cover \$10 million of certain wildfire related costs and has advanced \$9.0 million, of which \$2.7 million has been spent on operating expenses, \$2.2 million has been received for permits not charged to residents and \$1.5 million has been spent on capital expenses towards this initiative.

The Municipality has an agreement with Government of Alberta Agriculture and Forestry to cover \$10.5 million of certain FireSmart wildfire related costs and has advanced \$7.0 million, of which \$3.2 million has been spent on operating expenses and \$1.0 million has been spent on capital expenses for this agreement.

2016 Wildfire Recoverable Costs

May 1, 2016 to June 30, 2019

	DRP	FireSmart	Insurance	Red Cross	Total
Approved Submissions	\$ 159,122,918	\$ 996,724	\$ 21,469,613	\$ 4,691,533	\$ 186,280,788
Submitted - Not Yet Approved	6,923,939	-	-	-	6,923,939
In Preparations	41,937,960	2,232,184	-	282,494	44,452,638
Total 2016 Wildfire Operating Recoverable	207,984,817	3,228,908	21,469,613	4,974,027	237,657,365
Capital Spending	-	1,013,057	8,160,402	1,445,645	10,619,104
Total 2016 Wildfire Recoverable	207,984,817	4,241,965	29,630,015	6,419,672	248,276,469
Advances Received and Interest	(199,282,632)	(7,013,057)	(29,630,015)	(9,000,000)	(244,925,704)
Total 2016 Wildfire Costs					
Unrecovered (Advanced)	\$ 8,702,185	\$ (2,771,092)	\$ -	\$ (2,580,328)	\$ 3,350,765

2016 Wildfire Project Summary

May 1, 2016 to June 30, 2019

	RMWB Project Estimate	Actuals To Date *	Remaining
DRP Response (Operations and Infrastructure)	\$ 139,435,848	\$ 137,121,630	\$ 2,314,218
DRP Recovery (Operations and Infrastructure)	173,458,148	70,256,924	103,201,224
Insurance	29,630,015	29,630,015	-
Red Cross	10,000,000	6,419,672	3,580,328
FireSmart	10,500,000	4,241,965	6,258,035
Miscellaneous funding	606,263	606,263	-
Total 2016 Wildfire Project Summary	\$ 363,630,274	\$ 248,276,469	\$ 115,353,805

* Actuals to date reflect submissions and costs being reviewed for submission.