

# 2024 Q1 FINANCIAL PERFORMANCE REPORT

MAY 28, 2024



REGIONAL MUNICIPALITY  
OF **WOOD BUFFALO**

## Regional Municipality of Wood Buffalo

9909 Franklin Avenue

Fort McMurray | ᓂᓐᑕᓐᓴᓐᓂᓐ | Nistawâyâw | Elídlj Kué

Alberta T9H 2K4

---

*We humbly acknowledge that the land on which we live, learn, work and play is Treaty 8 Territory, the traditional lands of the Cree, Dene, and the unceded territory of the Métis.*



# Table of Contents

MUNICIPAL OPERATING EXPENSES & REVENUES	4
Operating Revenues	5
Figure 1 - 2024 Revenue - Annual Projection by Category	5
Operating Expenses	6
Figure 2 - Municipal Revenue Comparisons	6
FINANCIAL POSITION	7
Capital Project Spending	7
Banking	8
Investments	9
Figure 3 - Investment Holdings by Type	9
Grants	10
Figure 4 - 2024 Year-to-Date Grants	10
Annually Recurring Grants	11
Figure 5 - Annual Capital and Operating Grants	12
Figure 6 - Operating One-Time Grants	13
EXTRAORDINARY EVENTS	14
2020 River Break Up	14
2023 Rocky River Fire	15
Appendix A	16
Appendix B	17
Appendix C	18
Appendix D	20



# MUNICIPAL OPERATING EXPENSES & REVENUES

As of March 31, 2024

	March Actual YTD	March Budget YTD	Budget YTD Variance Increase (Decrease)	Annual Budget	Annual Projections	Annual Budget Variance Increase (Decrease)
<b>Revenues:</b>						
Net taxes available for municipal purposes	\$ 115,168,239	\$ 115,168,450	\$ (211)	\$ 460,608,800	\$ 460,608,800	\$ -
Government transfers	5,079,244	4,316,343	762,901	21,674,243	22,520,481	846,238
Sales and user charges	13,625,855	12,939,362	686,493	55,412,324	56,362,324	950,000
Sales to other governments	1,131,387	1,113,022	18,365	4,776,991	4,776,991	-
Penalties and costs on taxes	4,007,508	3,592,230	415,278	7,104,300	7,954,300	850,000
Licenses and permits	471,706	512,157	(40,451)	2,105,250	2,160,250	55,000
Fines	409,458	486,102	(76,644)	1,611,250	1,561,250	(50,000)
Franchise and concession contracts	2,467,297	2,430,000	37,297	8,700,000	8,700,000	-
Return on investments	5,217,627	8,548,641	(3,331,014)	35,442,600	35,442,600	-
Rentals	302,520	314,313	(11,793)	1,244,132	1,244,132	-
Other	1,470,246	1,043,878	426,368	3,736,910	4,029,820	292,910
Contributions of Tangible Capital	935,000	-	935,000	-	-	-
Transfers from reserves for operations	3,690,418	3,980,922	(290,504)	9,163,540	9,163,540	-
	153,976,505	154,445,420	(468,915)	611,580,340	614,524,488	2,944,148
<b>Expenses:</b>						
Salaries, wages and benefits	65,966,974	65,213,618	753,356	255,592,365	255,592,365	-
Contracted and general services	13,739,805	18,366,600	(4,626,795)	86,811,711	86,284,798	(526,913)
Purchases from other governments	9,098,548	9,086,202	12,346	36,399,758	39,099,758	2,700,000
Materials, goods, supplies and utilities	9,562,170	9,892,090	(329,920)	39,241,892	38,927,084	(314,808)
Provision for allowances	3,314,589	2,922,610	391,979	7,011,090	7,840,090	829,000
Transfers to local boards and agencies	7,200	10,000	(2,800)	80,000	80,000	-
Transfers to individuals and organizations	15,678,975	13,825,103	1,853,872	27,368,601	27,863,761	495,160
Transfers to facilities	15,892,358	15,858,648	33,710	21,189,811	21,189,811	-
Bank charges and short-term interest	78,725	77,955	770	313,820	313,820	-
Other	3,196	3,512	(316)	16,148	16,148	-
	133,342,540	135,256,338	(1,913,798)	474,025,196	477,207,635	3,182,439
<b>Reserves:</b>						
Transfers to reserves for operations	34,354,167	34,420,563	(66,396)	137,555,144	137,555,144	-
	34,354,167	34,420,563	(66,396)	137,555,144	137,555,144	-
<b>Operating surplus (deficit)</b>	<b>\$ (13,720,202)</b>	<b>\$ (15,231,481)</b>	<b>\$ 1,511,279</b>	<b>\$ -</b>	<b>\$ (238,291)</b>	<b>\$ (238,291)</b>

Council approved the 2024 Budget on December 14, 2023, as detailed in the Annual Budget column. The March Budget Year-To-Date (YTD) column reflects the allocation of the 2024 Budget for the quarter, and the Budget YTD variance column illustrates discrepancies between amounts projected and actuals. The Annual Projections column displays the projected year-end results.

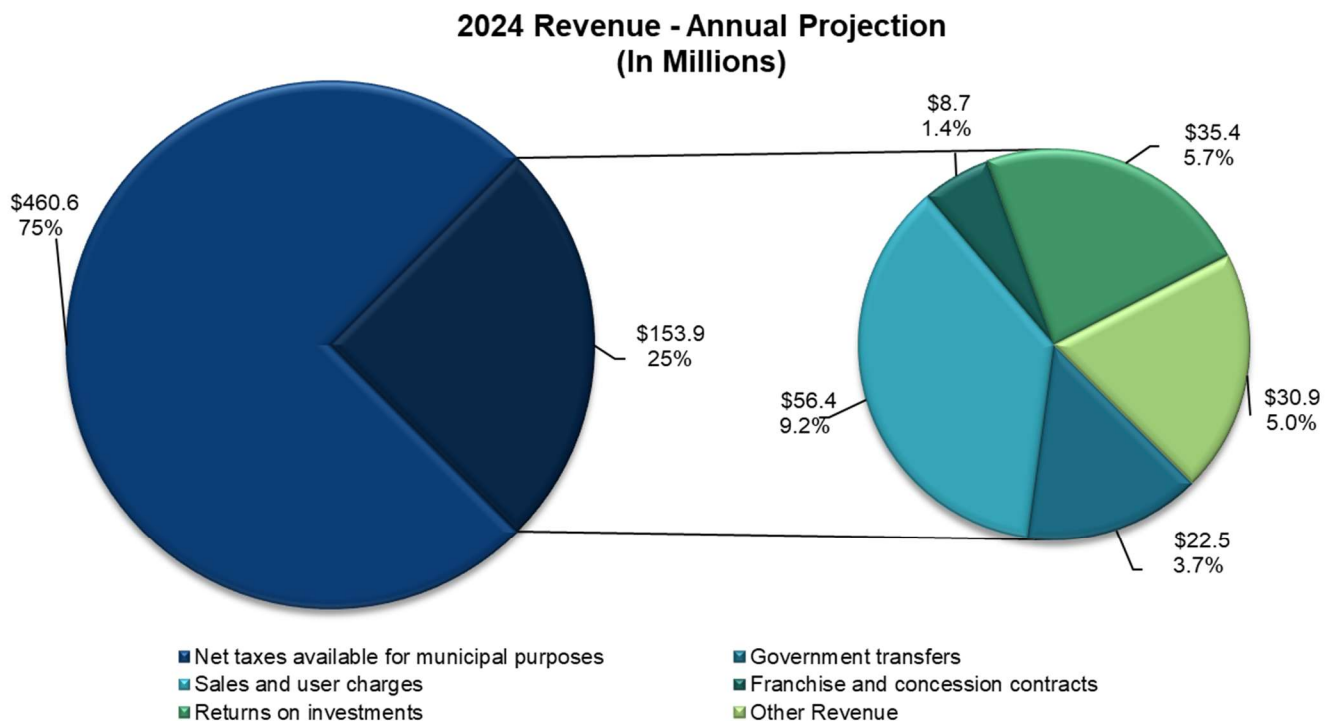


# Operating Revenues

Year-to-date operating revenues to March 31, 2024, are \$154.0M. On an annual basis the revenue projection is \$614.5M, an increase of \$2.9M over budget. This is shown primarily in:

- Government Transfers: over budget by \$846K, including \$500K in additional funding for the Community Plan on Homelessness, \$400K from Forest Resource Improvement Association of Alberta (FRIAA) to cover FireSmart projects and \$100K in increased AHS funding, partially offset by the Local Government Fiscal Framework (LGFF) operating funding component being \$200K less than budgeted.
- Sales and User Charges: over budget by \$950K due to higher than anticipated use of residential and commercial water and wastewater treatment services.
- Penalties and Costs on Taxes: over budget by \$850K due to higher than anticipated overdue property taxes.
- Return on Investments: under budget by \$3.3M due to higher than anticipated inflation rate adjustments which will see a market correction in Q2.
- Other: over budget by \$293K mainly due to unbudgeted reimbursement of maintenance costs for the RCMP Detachment.

*Figure 1 - 2024 Revenue - Annual Projection by Category*

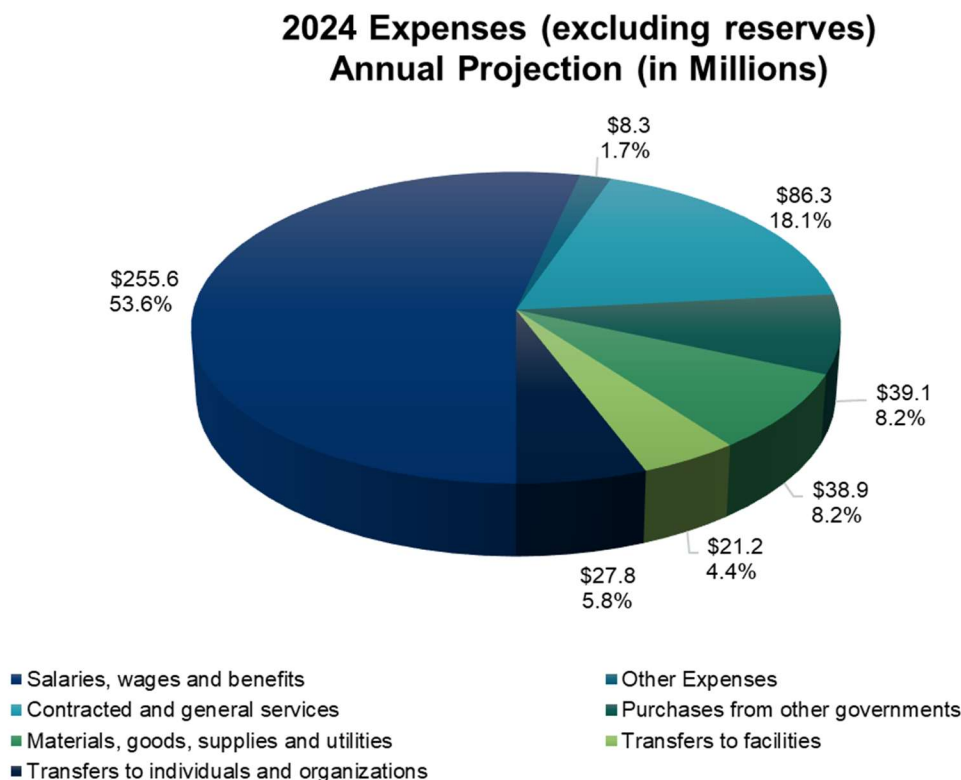


## Operating Expenses

Year-to-date operating expenses to March 31, 2024, are \$134.4M. On an annual basis the expense projection is \$477.2M, an increase of \$3.2M over budget. This is shown primarily in:

- Contracted and General Services: under budget by \$527K. This includes \$1.2M in savings from lower than anticipated snow removal services as a result of less snowfall, partially offset by an increase of \$400K for unbudgeted FireSmart projects that are being covered by the FRIAA grant (see note above under Government Transfers) and \$300K increase in other contracted expenses.
- Materials, Goods, Supplies and Utilities: under budget by \$315K due to lower than anticipated electricity and fuel costs.
- Purchases from Other Governments: projected to be \$2.7M over budget due to arbitration of the RCMP collective agreement.
- Provision for Allowances: over budget by \$829K, mainly due to higher than anticipated overdue property taxes.
- Transfers to Individuals and Organizations: over budget by \$495K from additional grants issued under the Community Plan on Homelessness (see note above under Government Transfers).

*Figure 2 - Municipal Expenses Comparisons*



# FINANCIAL POSITION

## Capital Project Spending

As of March 31, 2024

	2024 YTD Actual Spend
Project Name	
<b>Top 20</b>	
Public Works North Facilities	\$ 2,413,634
Fort McMurray Crossflow Clarifier Lifecycle - Construction	1,461,760
Fort McKay Community Centre	1,015,184
Fort Chipewyan Airside Pavement Rehabilitation	946,196
Service Connection (Rural Water Sewer Servicing)	879,529
2023 IT Infrastructure Capital	604,328
Saunderson Pressure Reducing Valve PRV - Construction	568,492
Landfill Security Upgrades	532,310
Flood Mitigation – Construction	444,609
Jubilee Center Renovation - Construction	435,256
Saprae Creek Trail Rehabilitation	366,054
Anzac Lagoon Expansion - Design & Construction	266,513
Saprae Creek Overhead Lines	194,733
2022 Light Equipment Replacements	187,341
2023 Fleet light Equipment Replacements	156,799
Flood Mitigation - Design	122,508
2024 Ambulance Replacement	107,916
RES SCBA Replacements	94,315
Computer Assisted Mass Appraisal (CAMA) and Tax System Replacement	85,285
Garden Lane and Riverbend Close Road Rehabilitation - Construction	83,823
All Other Projects (56 projects)	3,659,520
<b>Total Capital Spending (162 projects)</b>	<b>\$ 14,626,102</b>

The Municipality approved the 2024 capital budget of \$170.0M. As of March 31, 2024, the capital budget has been revised to \$172.0M stemming from 2024 capital budget amendments.

As of March 31, 2024, \$14.6M has been spent on the delivery of capital initiatives, which includes multi-year projects.

The top three projects based on expenditures to March 31, 2024, are the Public Works North Facilities, Fort McMurray Crossflow Clarifier Lifecycle-Construction and Fort McKay Community Centre, representing 33% of the YTD spend.



## Banking

The amount of cash in the bank plus investments total \$1.14B as of March 31, 2024. The investments total does not include accrued interest, \$15.0M incurred during the period, as it represents the amount that has not yet been received. The commitments against this balance include \$197.8M for operating requirements, \$33.5M in deferred revenues (funds received in advance but is committed to spend in the future), and \$669.6M in committed reserve funds.

### Bank

As of March 31, 2024  
(in millions)

#### Cash

Operating - Bank Balance	\$ 36.3
Investments	1,101.2
<b>Total Cash</b>	<b>1,137.5</b>

#### Committed Funds

<b>Operating Requirements</b>	<b>197.8</b>
-------------------------------	--------------

#### Deferred Revenue

Grants	27.1
Developer Agreements	3.3
Offsite Levies	3.1
	<b>33.5</b>

#### Reserves

Committed Funds	
Capital	226.8
Add: minimum uncommitted Capital Infrastructure Reserve	50.0
Emerging Issues	31.8
Add: minimum uncommitted Emerging Issues Reserve	50.0
Operating	79.7
	<b>438.3</b>
<b>Total Committed Funds</b>	<b>669.6</b>

<b>Remaining</b>	<b>\$ 467.9</b>
------------------	-----------------





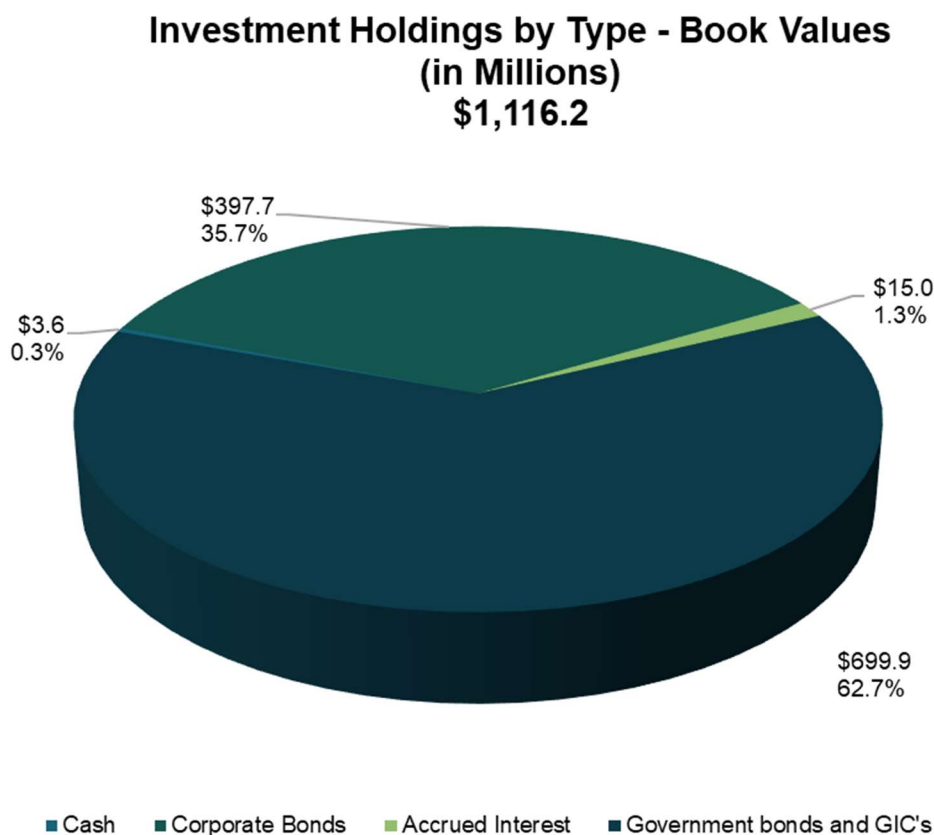
## Investments

The Municipality has \$1.12B in investment holdings as of March 31, 2024, of which \$60.8M are short-term investments with maturity dates under one year. Returns on investments to March 31, 2024 total \$5.2M<sup>1</sup>, with \$3.5M from investment income and \$1.7M from interest income.

### Investment Holdings (in Millions)

Type:	Book Value @ December 31, 2023	Book Value @ March 31, 2024	Market Value @ March 31, 2024
Cash	\$ 6.0	\$ 3.6	\$ 3.6
Corporate Bonds	\$ 383.6	\$ 397.7	\$ 379.7
Accrued Interest	\$ 16.4	\$ 15.0	\$ 15.0
Government bonds and GIC's	\$ 706.5	\$ 699.9	\$ 634.9
<b>Total</b>	<b>\$ 1,112.5</b>	<b>\$ 1,116.2</b>	<b>\$ 1,033.2</b>

Figure 3 - Investment Holdings by Type



<sup>1</sup> Based on the 2024 YTD actuals for return on investments. Refer to Municipal Operating Revenues and Expenses

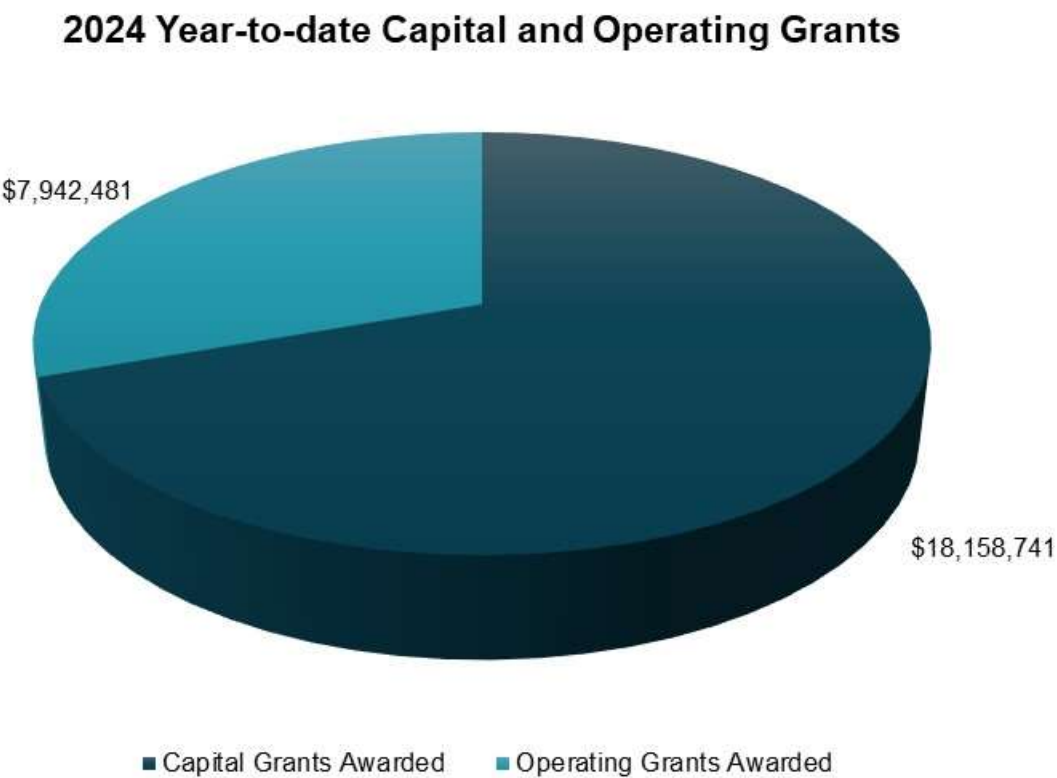


# Grants

The Municipality has been awarded grants totaling \$26.1M<sup>2</sup> as of the first quarter of 2024, comprised of \$18.2M in capital grants and \$7.9M in operating grants. The following pages detail significant grants received to date.

Research into grant opportunities and stakeholder consultation is an ongoing, continuous process. Part of Council’s Strategic Plan 2022 – 2025, eligibility criteria is reviewed and monitored, and new opportunities explored regularly.

Figure 4 - 2024 Year-to-Date Grants



<sup>2</sup> Refer to Appendix's A and C for details of all grants received to date.



## Annually Recurring Grants

- Local Government Fiscal Framework (LGFF): \$18.0M.
  - This grant is replacing the Municipality Sustainability Initiative (MSI) in 2024 and it provides funding to local governments that support projects that develop, improve and maintain infrastructure assets in Alberta communities. The funding also supports projects that facilitate the resiliency and livability of local communities, as well as support local and provincial economic activities.
- Family & Community Support Services (FCSS): \$2.0M.
  - Through the FCSS grant, the Government of Alberta (GOA) funds up to 80% of qualifying social service expenditures incurred by the Municipality, many of which are administered by local non-profit organizations that rely on Community Investment Program (CIP) grant funding from the Municipality.
- Outreach and Support Services Initiative (OSSI): \$3.3M.
  - The GOA's OSSI grant assists the Municipality's Community Housing Plan. At least 90% of grant proceeds are issued directly to non-profit organizations through CIP.
- Reaching Home: Canada's Homelessness Strategy: \$1.9M.
  - Like OSSI, the Government of Canada assists our Community Housing Plan through the Reaching Home grant. A minimum of 85% of grant proceeds are issued directly to non-profit organizations through CIP.<sup>3</sup>

---

<sup>3</sup> 2021 numbers in the graph appear to be substantially higher than other years due to unspent Grant funds from 2020 having been reported in the 2021 totals as carryforward amounts.



Figure 5 - Annual Capital and Operating Grants

Figure 5 Represents the annual recurring grants from 2022 through 2024. Of note, LGFF is new for 2024, having replaced the MSI grant.

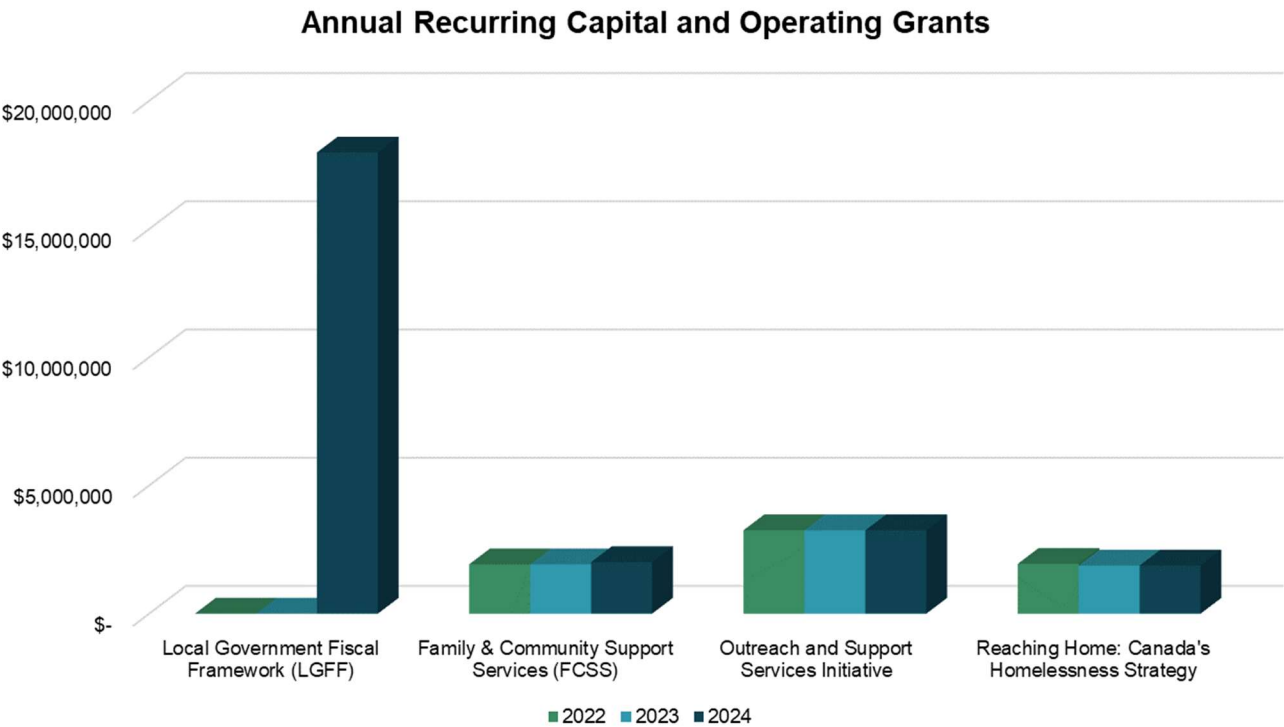
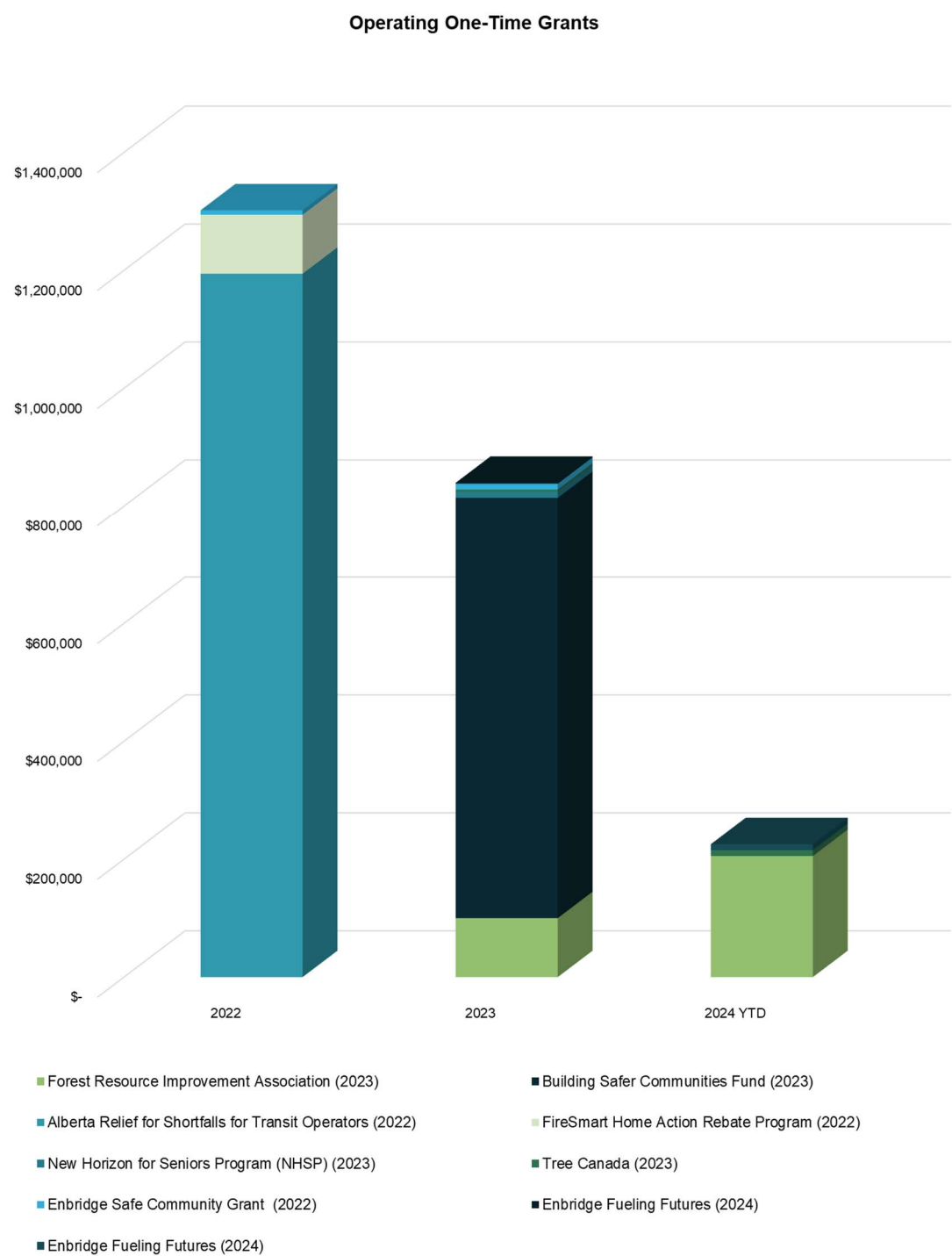


Figure 6 - Operating One-Time Grants



# EXTRAORDINARY EVENTS

## 2020 River Break Up

The Municipality has spent \$33.5M in recoverable River Break Up costs since April 2020. To date, the Government of Alberta (GOA) has advanced \$20.0M for reimbursable expenses under the Disaster Recovery Program (DRP) and our insurance provider has advanced \$500K.

Administration is working with the GOA to quantify claims. The River Break Up project summary estimate is \$33.3M. As of March 31, 2024, \$32.9M has been submitted to DRP or is a submission in progress.

### 2020 River Break Up Recoverable Costs

April 24, 2020 to March 31, 2024

	DRP	Insurance	Total
Approved Submissions	\$ (3,377,583)	\$ (500,000)	\$ (3,877,583)
Submitted - Not Yet Approved	(4,337,254)	-	(4,337,254)
In Progress	(25,157,332)	(162,390)	(25,319,722)
<b>Total 2020 River Break Up Recoverable</b>	<b>(32,872,170)</b>	<b>(662,390)</b>	<b>(33,534,560)</b>
Advances Received	20,000,000	500,000	20,500,000
<b>Total 2020 River Break Up Costs</b>			
<b>Advanced (Unrecovered)</b>	<b>\$ (12,872,170)</b>	<b>\$ (162,390)</b>	<b>\$ (13,034,560)</b>

### 2020 River Break Up Project Summary

April 24, 2020 to March 31, 2024

	RMWB Project Estimate	Actuals To Date	Remaining
DRP Response	\$ 10,500,000	\$ 12,311,747	\$ (1,811,747)
DRP Recovery	21,800,000	20,560,423	1,239,577
Insurance	1,000,000	662,390	337,610
<b>Total 2020 River Break Up Project Summary</b>	<b>\$ 33,300,000</b>	<b>\$ 33,534,560</b>	<b>\$ (234,559)</b>



## 2023 Rocky River Fire

The Municipality has an approved project estimate of \$8.2M. As of March 31, 2024, \$4.0M in Rocky River Costs have been incurred since May 2023. The project estimate outlined below will be reimbursed at a cost sharing ratio of 90/10 which will result in a maximum reimbursement of \$7.4M. To date, the GOA has not advanced any DRP funds for this natural disaster. There have been no expenses submitted to DRP as of March 31, 2024.

### 2023 Rocky River Fire Recoverable Costs May 30, 2023 to March 31, 2024

	RMWB Project Estimate	Project Estimate Reimbursement Rate - 90%	Actuals To Date	Total Approved Submissions	Remaining
DRP Response	\$ 8,200,000	\$ 7,380,000	\$ 3,953,035	\$ -	\$ 7,380,000
DRP Recovery	-	-	-	-	-
Insurance	-	-	-	-	-
<b>Total 2023 Rocky River Fire Project Summary</b>	<b>\$ 8,200,000</b>	<b>\$ 7,380,000</b>	<b>\$ 3,953,035</b>	<b>\$ -</b>	<b>\$ 7,380,000</b>



# Appendix A

As of March 31, 2024

## Capital Grants Awarded

Annual Capital Grants Awarded	2024 YTD	2023	2022	Information
Canada Community-Building Fund (formerly Gas Tax Fund)	-	\$ 6,991,789	\$ 6,692,949	Canada Community-Building Fund (CCBF) program is expected to continue under a renew agreement. Funding allocation amount for 2024 has not yet been determined. RMWB will be advised of our annual CCBF funding allocations after Alberta's funding has been confirmed by the federal government and the department has authorized specific funding allocations.
Municipal Sustainability Initiative (MSI)	-	14,654,149	13,737,225	2023 YTD amount includes the full year's grant. The MSI grant will be replaced by the LGFF (Local Government Fiscal Framework) in 2024. The 2021 amount included an \$11.6 million advance of MSI grants that would have otherwise been issued from 2022 to 2023.
Local Government Fiscal Framework (LGFF)	17,983,705	-	-	In 2024, MSI grant program has been replaced by the LGFF (Local Government Fiscal Framework). The new program has two components Operating and Capital projects. Operating allocation is \$1,833,848 and Capital is \$16,149,857.
9-1-1 Grant	175,036	679,914	661,883	The objective of the 911 Grant Program is to strengthen and support local delivery of 911. The 2024 YTD amount includes one of four quarterly installment.
<b>Total Annual Capital Grants</b>	<b>\$ 18,158,741</b>	<b>\$ 22,325,852</b>	<b>\$ 21,092,057</b>	

One-Time Grants Awarded	2024 YTD	2023	2022	Information
Active Transportation Fund (ATF)		100,000	-	Infrastructure Canada awarded \$50,000 towards each of two projects: Active Transportation Trail Phase 2 and Prairie Creek Perimeter Trail.
Airports Capital Assistance Program (ACAP)		-	-	Transport Canada approved of grant funding for Fort Chipewyan Airside Pavement Rehabilitation. Project has been completed and all funds received March 31, 2024.
Canada Community Revitalization Fund (CCRF)	-	-	750,000	The awarded grant of \$750,000 is for the Snye Point Outdoor Event Space. The project was not able to fulfill the terms of the contract agreement; therefore only \$231,986 of the approved grant was received. The remaining \$518,014 was not utilized and decommitted from the project.
Investing in Canada Infrastructure Program (ICIP) COVID-19 Resilience	-	960,000	-	Originally the awarded amount was \$8,920,000 for the following projects. However, there was a cost saving of \$1,654,455. This saving was reallocated to the 6 open projects for ICIP. The new total awarded for these projects is \$7,795,145 - \$3,800,000 for the Kiyam Park (formerly Franklin and Main Park) in 2021-Increase to \$4,089,600 \$800,000 for Real Martin Drive Trail Improvements in 2021 \$3,360,000 for Wood Buffalo Rehabilitation in 2021,- decreased to \$1,705,545 \$960,000 for Sapræe Creek Trail Rehabilitation in 2023- Increased to 1,200,00
2020 Mitigation Funding (Ptarmigan Court)		-	11,000,000	Grant awarded to support the purchase/buyout of properties and structures in the municipality.
<b>Total One-Time Capital Grants</b>	<b>\$ -</b>	<b>\$ 1,060,000</b>	<b>\$ 11,750,000</b>	
<b>Total Capital Grants</b>	<b>\$ 18,158,741</b>	<b>\$ 23,385,852</b>	<b>\$ 32,842,057</b>	





# Appendix B

As of March 31, 2024

## Capital Grants in Progress

Capital Grant Applications in Progress	Amount	Information
Northern Regional Economic Development Program (NRED)	134,395	An application was submitted on December 20, 2023 for Anzac Willow Lake Community Church.
Disaster Mitigation and Adaptation Fund (DMAF)	45,187,200	An application was submitted in July 2023 for Flood Mitigation Reach 6 and Taiga Nova South. If approved, grant funds of up to \$45,187,200 may be awarded.
Northern Regional Economic Development Program (NRED)	200,000	An application was submitted in January 2023 for Downtown Wayfinding Entry Signs and Downtown Streetscape Improvements. If approved, grant funds of up to \$200,000 may be awarded.
Universal Broadband Fund (UBF) and Alberta Broadband Fund (ABF)	9,885,000	In 2021, an application was submitted under the UBF to improve broadband services to the hamlets of Anzac, Janvier, Conklin, Draper and Fort McKay and to provide high-speed internet to residents and businesses within these hamlets. A similar application was submitted in March of 2023 under the Alberta Broadband Fund.
<b>Total Capital Grants in Progress</b>	<b>\$ 55,406,595</b>	



# Appendix C

As of March 31, 2024

## Operating Grants Awarded

Annual Operating Grants Awarded	2024 YTD	2023	2022	Information
Family & Community Support Services (FCSS)	2,011,116	1,924,513	1,924,513	The latest Grant Agreement covers the period of January 1, 2023 - December 31, 2025 with an awarded total of \$6,011,697.49.
Outreach and Support Services Initiative (OSSI)	3,251,000	3,251,000	3,251,000	Provincial homelessness grant.
Policing Support Grant (PSG)		1,509,842	1,509,842	The Policing Support Grant (PSG) amalgamates these grants: Municipal Policing Assistance Grant (MPAG) Police Officer Grant (POG)
Reaching Home: Canada's Homelessness Strategy	1,877,246	1,877,246	1,940,399	Federal homelessness grant. Designated Communities and Indigenous Homelessness.
Victims of Crime Fund - Grant to Victims Services	-	299,000	299,000	Grant to provide services that benefit victims during their involvement with the criminal justice process.
Victims of Crime Fund - Indigenous Victims Outreach Specialist (IVOS)	-	100,000	100,000	Annual grant for Indigenous Victims Outreach Specialist.
Municipal and Indigenous Police Service- Victim Services	400,000	-	-	The total awarded grant of \$1,200,000 covers both Victim Services Municipal and Indigenous Police Services Program for the period of April 1, 2024 to March 31, 2027. The funds will be allocated in three equal annual payments in the amount of \$400,000.
Canadian Heritage	30,000	40,000	35,000	The most recent awarded agreement is for Celebrate Canada Program - Canada Day Parade 2024.
<b>Total Annual Operating Grants</b>	<b>\$ 7,569,362</b>	<b>\$ 9,001,601</b>	<b>\$ 9,059,754</b>	



## Operating Grants Awarded Cont'd.

One-Time Grants Awarded	2024 YTD	2023	2022	Information
Canadian Parks Recreation Association (CPRA) Green Jobs Initiative	5,062	5,062		The recent awarded grant agreement is for Summer Student Labourer-Parks 2024.
Fire Smart Canada	500			The awarded \$500 grant is for Wildfire Community Preparedness Day-Fort McMurray.
Fire Smart Canada	500			The awarded \$500 Wildfire Community Preparedness Day-Conklin.
Tree Canada	10,000			The awarded grant of \$10,000 is for Christina Gordon and St Martha School yard greening program.
Enbridge Fueling Futures	10,000			The awarded \$10,000 is for the Home Fire safety program- Thickwood for Summer 2024.
Victims of Crime	8,000			\$8,000 is awarded for Victims and Survivors of Crime Week- Walk Project.
Family & Community Support Services (FCSS) - Supplement		64,952		An amendment was made in the contract agreement to increase funding contribution for Jan 2023-December 2023 from \$1,924,513 to \$1,989,465.
Careers The Next Generation-Youth Internship Program (YIIP)		7,500		The funding is to support the internship Co-Op Apprenticeship program
TC Energy		7,200		TC Energy- BuildStrong awarded to the RMWB initiative, Heavy Equipment Stabilization
Building Safer Communities Fund (BSCF)		714,186	-	In May 2023, Public Safety Canada awarded \$1,836,388 to support RMWB's Creating Opportunities to Connect project over 3-year period ending March 31, 2026, including \$714,186 for the period of April 1, 2023 to March 31, 2024
Forest Resource Improvement Association of Alberta (FRIAA) Fire Smart Program	339,057	100,000	-	A total of \$537,360 (\$174,560 in 2022 and \$362,800 in 2023) was awarded through this grant funding stream for the following projects: Anzac Fuels Reduction in the amount of \$113,600- revised to \$83,958, Janvier Fuels Reduction in the amount of \$106,900 revised to \$105,149, Fort Chipewyan Vegetation Management in the amount of \$142,300 revised to 117,940 and Fort McMurray Vegetation Management \$ 174,560 revised to \$132,011. Due to lower bids, the grant awarded has been revised, and the new total grant awarded is \$439,057.
International Day of Persons with Disabilities Event Grant (IDPD)		1,500		Awarded for the Municipality's collaboration with RIC for IDPD event in November 2023
Survivors of Crime		7,500		Awarded to support the costs associated with Victims and Survivors of Crime week
Low Income Transit Program (LITP)		290,328	-	In Q1 of 2023, the Government of Alberta awarded \$290,328 to support RMWB's low-income bus pass program for the period of April 1, 2022 to March 31, 2024.
Fire Services Training Program Grant		4,347	-	Awarded to support costs of internal course delivery.
New Horizon for Seniors Program (NHSP)		10,500	-	Awarded to support the cost of advertising to reach out to volunteers for the RMWB Snow Angels Program.
Women's Economic Recovery Challenge (WERC)		158,450	158,450	Through the WERC grant, the Government of Alberta funds initiatives that help women's economic opportunities by providing strategies and solutions to address barriers. An application was submitted for the Workplace Inclusion Charter - Expansion and Implementation project.
Alberta Heritage Preservation Partnership Program		-	18,911	For the Wood Buffalo Heritage Resources Management Plan project. Project entails updating Heritage Survey documentation and developing a Heritage Inventory and Management Plan.
Alberta Community Restorative Justice (ACRJ)		50,000	15,000	Funding to assist in developing capacity to ensure Restorative Justice is available to all communities within the region.
Alberta Relief for Shortfalls for Transit Operators (RESTOR)		-	1,194,284	Grant to assist municipalities to recover from low transit ridership as a result of the COVID-19 pandemic.
Tree Canada		3,500	-	Awarded for tree planting expenses. 2023 amount is to be used at Dickinsfield school sites.
FireSmart Home Action Rebate Program		-	100,000	Created from a grant from Intact Public Entities and Intact Financial Corporation, the FireSmart Home Action Rebate Program will help homeowners in the Region use fire-resistant materials in home upgrades.
Enbridge Safe Community Grant		10,000	7,500	Funding to support the Home Fire Safety Program, which provides residents in high fire-risk areas with alarm systems free of charge.
<b>Total One-Time Operating Grants</b>	<b>\$ 373,119</b>	<b>\$ 1,435,025</b>	<b>\$ 1,494,145</b>	
<b>Total Operating Grants</b>	<b>\$ 7,942,481</b>	<b>\$ 10,436,626</b>	<b>\$ 10,553,899</b>	



# Appendix D

As of March 31, 2024

## Unsuccessful Grant Applications

Unsuccessful Capital and Operating Applications	2024	2023	Information
Green and Inclusive Community Buildings Program (GICB)	1,899,839		An application was submitted for Centrefire Ice Plant in March 2023. Notice of unsuccessful letter was received in February 2024
Watercourse Crossing Remediation Grant Program administered by Alberta Forestry and Parks (AFP)	100,924		Application was submitted in October 2023. Notice of unsuccessful letter was received January 2024. Internal changes with the program occurred. No funding was selected for watercrossing projects from all applicants.
FCM through Green Municipal Fund - Stormwater project program		1,500,00	An application was submitted on July 21, 2023 for Gregoire Storm Outfall Structure. Notice of unsuccessful application was received August 23, 2023.
Green and Inclusive Community Buildings Program (GICB)		1,899,839	An application was submitted in February 2023 for the Centre Fire Ice Plant project. Notice of unsuccessful application was received on February 14, 2024.
Watercourse Crossing Remediation Grant Program administered by Alberta Forestry and Parks (AFP)		100,924	An application was submitted in October 15, 2023 for Watercourse Crossing Remediation project. We received the unsuccessful of application letter on January 23, 2024.
Green and Inclusive Community Buildings Program (GICB)		18,827,144	An application was submitted in February 2023 for the Fort McKay Community Centre project. We were informed that the application was not approved in July 2023.
Emergency Management Preparedness Program (EMPP)		25,000	In March 2023, an operating grant application was not approved for the project: Business Continuity Planning in the Private Sector - Building on Relationships and Resiliency in the RMWB.
Cooperative Investment Fund-Events and Festivals stream		100,000	This application was submitted to support the Barbegazi Festival coming to the RMWB in February 2024. We were informed that we were denied in October 2023.
Alberta Municipal Water/Wastewater Program (AMWWP)		2,700,000	In March 2022, an application was submitted for the Conklin Water Treatment Plant Upgrades - Construction project. Grant approval was not received under the March 2022 intake. The next annual AMWWP intake falls in November 2023, which is subsequent to the project's start date during the construction season of 2023. Therefore, a separate grant application was submitted under the ICIP COVID-19 Resilience Stream.
Federal Active Transportation Fund		9,810,000	An application was submitted in 2022 for the Snye Point Outdoor Event Space. We were informed that the application was not approved in January 2023.
<b>Total Unsuccessful Capital and Operating Applications</b>	<b>\$ 2,000,763</b>	<b>\$ 33,462,907</b>	



