



REGIONAL MUNICIPALITY
OF WOOD BUFFALO

Where do my tax dollars go?



\$2,485*



Approximately

55%

goes to the Government of
Alberta for education.



Approximately

45%

goes to the Regional
Municipality of Wood Buffalo.

PROVINCIAL EDUCATION TAX

In 2026, the Municipality will collect approximately \$81 million in education taxes on behalf of the Government of Alberta. Under provincial legislation, school funding is provided through property taxes, which all property owners must pay.

* Average residential tax per household (urban)

FROM TAXES TO SERVICES:

A Breakdown of Your Property Tax Dollars

An average urban residential household pays **\$2,485** annually in property taxes. Of that amount, approximately **\$1,367 (55%)** goes to the **Government of Alberta**, and **\$1,118 (45%)** goes to the **Regional Municipality of Wood Buffalo**. Here's how the municipal portion funds local programs and services:



PROTECTIVE AND EMERGENCY SERVICES
Comprehensive emergency fire and medical services, fire prevention, policing support and bylaw enforcement.

\$194/YEAR



COMMUNITY PARTNERSHIPS
Supports social development, well-being, recreation, culture and heritage initiatives.

\$89/YEAR




UTILITY INFRASTRUCTURE AND SERVICES
Supports water, wastewater, stormwater and waste collection systems and programs.

\$144/YEAR




RURAL SERVICES AND OPERATIONS
Strengthens relationships with Indigenous communities and rural residents, while supporting ongoing operations.

\$46/YEAR



TRANSIT AND FLEET SERVICES
Provides safe, reliable public transit and manages the municipal fleet.

\$69/YEAR




PARKS AND ROAD SERVICES
Maintains parks, green spaces, trails, roadways and snow clearing.

\$73/YEAR



CUSTOMER SERVICES
Provides services to support residents, businesses and municipal staff.

\$119/YEAR



GOVERNANCE
Provides leadership, oversight and accountability for municipal operations.

\$34/YEAR



CORPORATE SERVICES
Provides essential internal support including Financial and Accounting Services, Supply Chain Management, Asset Management, Assessment and Taxation and Human Resources.

\$111/YEAR



CAPITAL PROJECT DELIVERY
Plans, builds and renews municipal infrastructure to meet the community's long-term needs.

\$239/YEAR