

An aerial photograph of a wide river with several large, forested islands. In the background, a large dam is visible across the river. The sky is blue with scattered white clouds. The text is overlaid in white, bold font.

**Regional Municipality of Wood Buffalo**

**Quarterly Financial Report**

**For the quarter ended June 30, 2017**





**TABLE OF CONTENTS**

**EXECUTIVE SUMMARY .....3**

**BUDGET POSITION .....7**

    Operating Budget ..... 8

**2016 WILDFIRE ..... 12**

    2016 Wildfire ..... 13

**FINANCIAL POSITION ..... 14**

    Capital ..... 15

    Investments ..... 17

    Debt ..... 18

    Grants ..... 19





# EXECUTIVE SUMMARY

## **BUDGET POSITION**

### **Operating Budget**

As of June 30, 2017, the Municipality currently has a \$38.2 million year-to-date operating surplus and a projected \$7.9 million full-year surplus. The year-to-date surplus is occurring due to the accounting treatment of the property tax revenue, which is allocated evenly per month versus the expenses which are recorded when incurred. The projected full-year \$7.9 million surplus is mainly due to more favourable interest rates for the investment portfolio and a continued examination of expenses to find opportunities to reduce expenditures while maintaining current service levels.

### **Operating Revenues**

Operating revenues to June 30, 2017 are \$403.8 million. On an annual basis current revenue projections for the year are \$807.7 million which reflects an increase of \$4.8 million to the annual revenue expectations.

Property taxes are \$2.2 million lower than expected which is attributed to the rebate of the 2017 municipal portion of the taxes for homes destroyed by the wildfire.

Government Transfers has an increase of \$1.0 million. We have received additional funding from the government for the Homelessness program of approximately \$300 thousand. The remaining balance of monies are grants that were received in 2016 but due to the wildfire were not fully spent. These included grant funding that was secured to support the 911 program, Back to Business program, Victims Services program and various Fire Protection programs.

Sales and User Charges are projected to be \$2.5 million higher than budget. The increase is mainly attributable to Commercial and Industrial Sewage Services utilization being higher due to the rebuild efforts. The budgets were set conservatively due to continued economic slowdown at the time the budgets were created.

Return on Investments has increased by \$3.5 million. The budget was created using a lower rate of return as the Bank of Canada was not anticipating increasing rates however this changed when interest rates were increased.

### **Operating Expenses**

Operating expenses to June 30, 2017 are \$365.6 million. On an annual basis current expense projections for the year are \$799.9 million which reflects a favorable variance of \$3.1 million compared to budget.

Salaries, Wages and Benefits projection is \$1.4 million lower than budget. This decrease in costs is mainly attributable to overtime savings; scheduling changes have assisted in reducing the need for overtime.

Provision for allowances has been reduced by \$1.4 million as we have received partial payment for old outstanding invoices.

## **2016 WILDFIRE**

The Municipality has spent \$159.2 million in recoverable wildfire response costs since May, 2016. To date the Municipality has received advances totaling \$148.7 million for reimbursable expenses from the Province.

The Municipality is working with their insurance provider to complete the assessment of destroyed assets; \$20.1 million has been advanced by the insurance provider. To date a total of \$11 million has been spent on cleaning and miscellaneous claims.

The Red Cross has entered into an agreement with the Municipality to cover \$10 million of certain wildfire related costs. To date \$5.0 million has been advanced.

The Wood Buffalo Recovery Committee's operational costs to date are \$7.8 million. The Committee's operational costs are included as part of the overall municipal operating financial statements.

## **FINANCIAL POSITION**

### **Capital**

The Municipality approved the 2017 budget of \$391.2 million plus an additional budget of \$370.2 million carried forward into 2017 from 2016. At the end of June 2017 amendment reductions of \$72.1 million, project closure reductions of \$5.7 million and special council resolution reductions for \$0.5 million have occurred resulting in a budget balance for all active capital projects of \$683.1 million. During the first half of 2017, \$56.0 million has been spent on the delivery of capital projects and added to assets under construction.

Included in the Capital Budget section is a financial summary of the capital project spending for the first six months of 2017.

### **Investments**

The Municipality has \$322.8 million in investment holdings as of June 30, 2017. Investment income in the first six months of 2017 is \$4.4 million of which \$2.5 million is earned from the investment holdings and \$1.9 million is from interest earned on cash outside the investment holdings.

### **Debt**

Municipal debt at June 30, 2017 of \$291.5 million has been decreased by \$8.3 million since December 31, 2016 due to debt repayment. The Municipality presently has a total debt commitment of \$595.7 million of this \$304.2 million has not been drawn.

We are within the debt limits outlined in Alberta Regulation (AR) 255/2000 of the Alberta Municipal Government Act and the Debt Management Policy.

## **FINANCIAL POSITION (CONTINUED)**

### **Grants**

To date the Municipality has received \$39.5 million in capital grants and \$14.6 million in operating grants.

Presently, there are four capital grant applications totaling \$84.0 million that have been submitted for consideration with the government. The capital grant applications include Alberta Municipal Water/Wastewater Program (AMWWP) for \$30.0 million, Green TRIP Grant –round 2 for \$3.4 million, AMWWP - Water for Life Program for \$50.0 million and Strategic Transportation Infrastructure Program (STIP) for \$0.6 million. An application is being developed for submission to the Alberta Community Resilience Program (ACRP) for Flood Mitigation Project and an assessment is ongoing to determine eligible project under the Access to Regional Drinking Water Systems (UNDRIP).

Research into grant opportunities is an on-going process.

### **CONCLUSION**

The Municipality's full year projection for the second quarter is a surplus of \$7.9 million. These projected funds will be used to cover the Emerging Issues Reserve deficiency brought about by the 2016 deficit of \$7.2 million. The second quarter revenues are projecting an increase from Commercial utility sales and higher investment interest rates offset by lower Property Tax revenues due to approved rebates to homeowners affected by the wildfire. Expenditures are projected to be lower than budget mainly driven by reduced overtime and the payment of an outstanding receivable.

Administration continues to focus on additional cost reductions and continues to pursue any new grant opportunities.



An aerial photograph of a suburban neighborhood. The image shows a dense cluster of houses with various roof colors (brown, grey, white) interspersed with green trees and lawns. A winding road cuts through the middle of the neighborhood. In the background, there is a large, dense forested area. In the foreground, a wide road runs horizontally, and a grassy field is visible. The overall scene is bright and clear, suggesting a sunny day.

**BUDGET POSITION**



# Operating Budget

## REGIONAL MUNICIPALITY OF WOOD BUFFALO

### Municipal Operating Revenues and Expenses

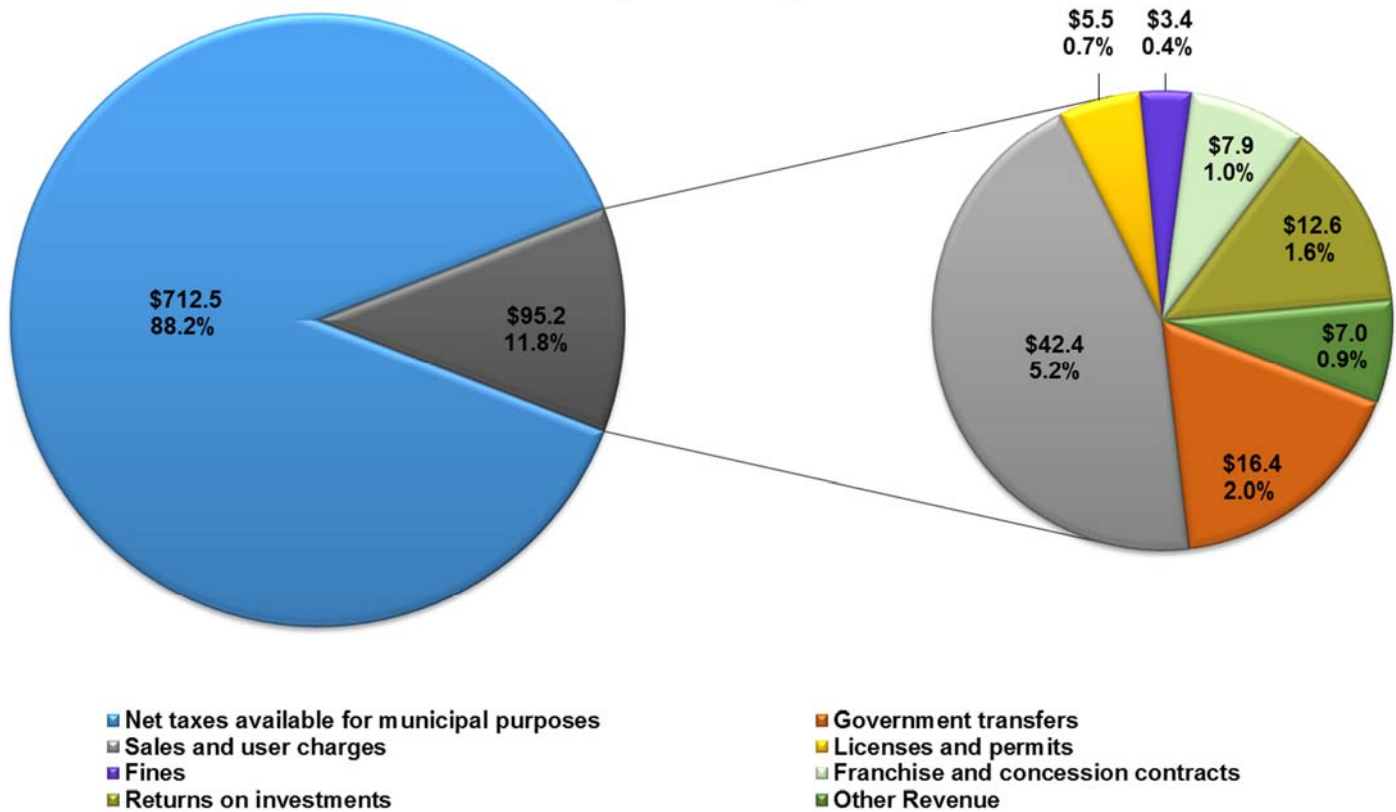
For the Period Ending June 30, 2017

	June 2017 Actual YTD (A)	June 2017 Budget YTD (B)	Incr (Decr) to YTD Budget (A-B)	Annual Budget (C)	Annual Projections (D)	Incr (Decr) to Annual Budget (D-C)
<b>Revenue:</b>						
Net taxes available for municipal purposes	\$ 355,551,590	\$ 355,736,667	\$ (185,077)	\$ 714,695,333	\$ 712,519,731	\$ (2,175,602)
Government transfers	8,603,045	8,565,260	37,785	15,470,600	16,420,600	950,000
Sales and user charges	22,481,676	20,209,417	2,272,259	39,973,080	42,473,080	2,500,000
Sales to other governments	1,624,401	1,625,276	(875)	3,248,802	3,248,802	-
Penalties and costs on taxes	1,305,183	1,290,650	14,533	2,033,600	2,033,600	-
Licenses and permits	2,913,634	2,514,597	399,037	5,455,600	5,455,600	-
Fines	1,791,387	1,725,400	65,987	3,422,000	3,422,000	-
Franchise and concession contracts	4,290,898	4,291,783	(885)	7,903,400	7,903,400	-
Return on investments	4,384,504	4,379,269	5,235	9,065,000	12,565,000	3,500,000
Rentals	630,635	507,290	123,345	1,044,000	1,044,000	-
Other	213,537	273,100	(59,563)	640,200	640,200	-
	403,790,490	401,118,709	2,671,781	802,951,615	807,726,013	4,774,398
<b>Expenses:</b>						
Salaries, wages and benefits	121,703,420	122,332,266	(628,846)	242,430,607	241,030,607	(1,400,000)
Contracted and general services	27,780,349	34,222,814	(6,442,465)	90,158,123	89,858,123	(300,000)
Purchases from other governments	10,267,465	11,145,290	(877,825)	29,117,100	29,117,100	-
Materials, goods, supplies and utilities	13,037,500	15,257,914	(2,220,414)	33,273,460	33,273,460	-
Provision for allowances	(2,202,068)	258,700	(2,460,768)	882,500	(500,000)	(1,382,500)
Transfers to local boards and agencies	-	71,500	(71,500)	143,000	143,000	-
Transfers to individuals and organizations	11,932,796	11,969,345	(36,549)	33,233,200	33,233,200	-
Bank charges and short-term interest	130,517	117,550	12,967	224,000	224,000	-
Interest on long-term debt	6,776,762	6,775,910	852	16,736,859	16,736,859	-
Other	(698)	23,850	(24,548)	34,700	34,700	-
Debenture repayment	8,352,499	8,352,495	4	21,908,115	21,908,115	-
Transfers to reserves/operations	167,776,314	167,774,976	1,338	334,809,951	334,809,951	-
	365,554,856	378,302,610	(12,747,754)	802,951,615	799,869,115	(3,082,500)
<b>Excess (deficit) operating revenues over expenses</b>	<b>\$ 38,235,634</b>	<b>\$ 22,816,099</b>	<b>\$ 15,419,535</b>	<b>\$ -</b>	<b>\$ 7,856,898</b>	<b>\$ 7,856,898</b>

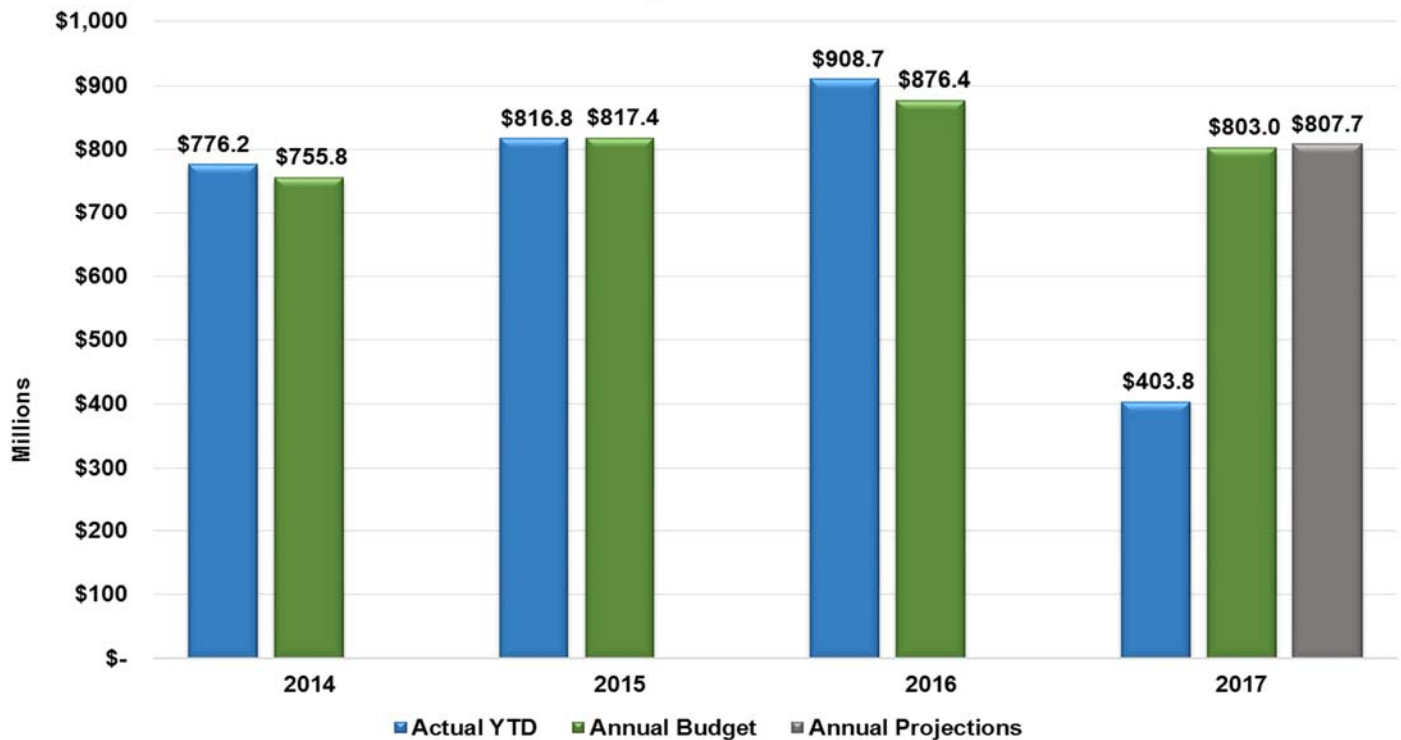


## Operating Budget (continued)

**2017 Revenue - Annual Projections  
(In Millions)**

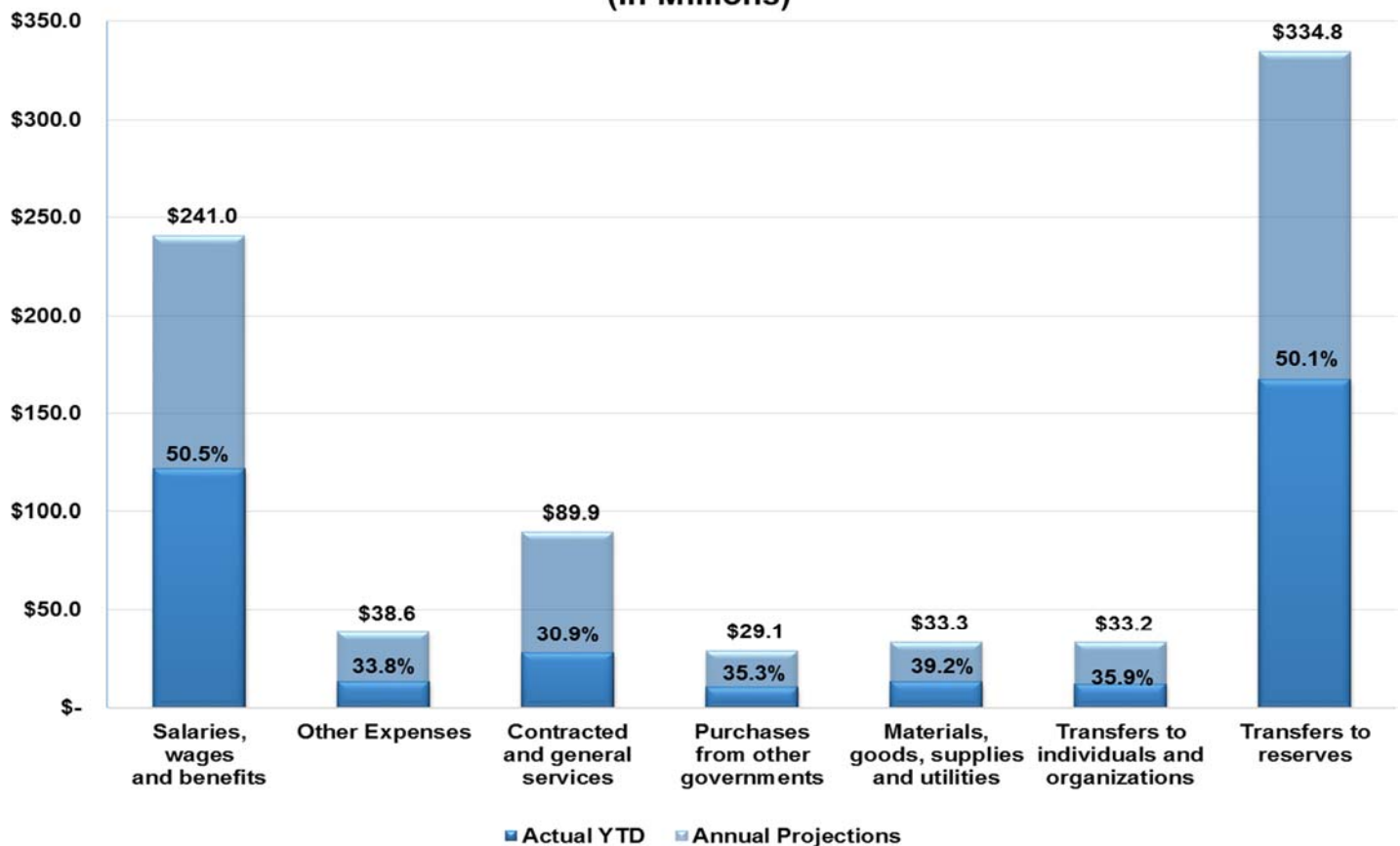


**Municipal Revenues**



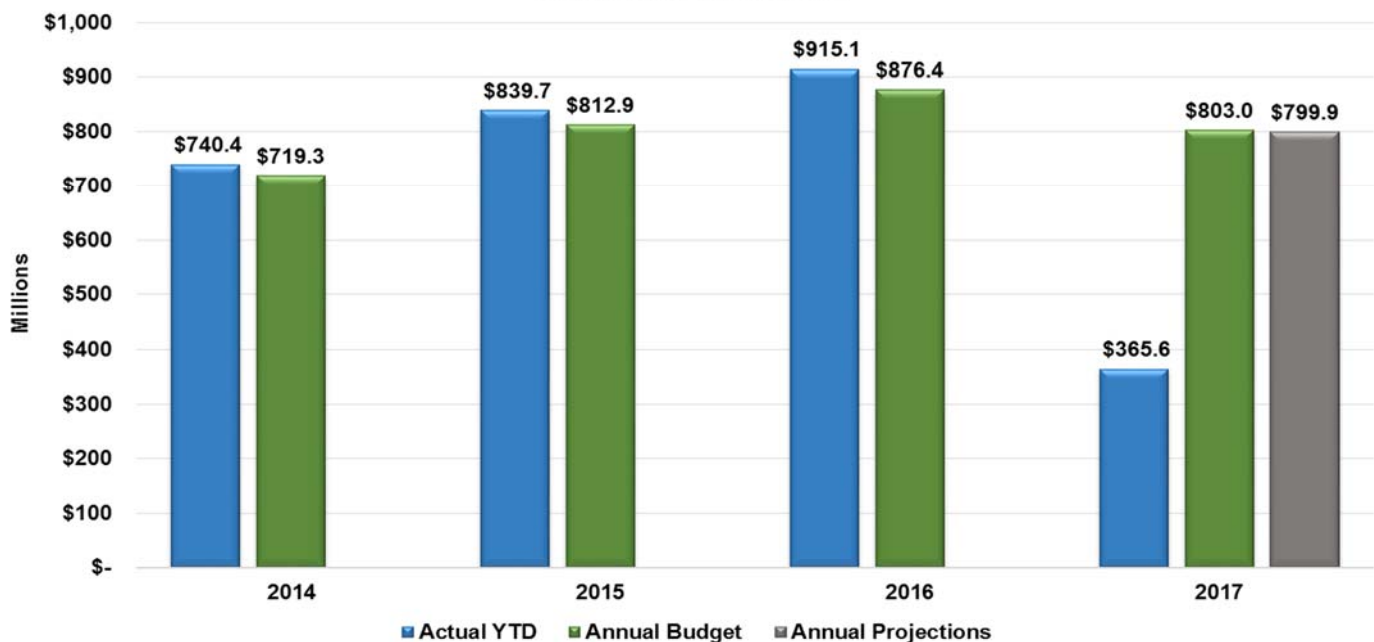
## Operating Budget (continued)

**2017 Expenses - Actuals YTD over Annual Projections  
(In Millions)**



\*Note - Percentages reflect actual YTD percentage of annual budget

**Municipal Expenses**





## Operating Budget (continued)

### REGIONAL MUNICIPALITY OF WOOD BUFFALO

#### Operating Expenses by Segment

For the Period Ending June 30, 2017

	June 2017 Actual YTD (A)	June 2017 Budget YTD (B)	Incr (Decr) to Budget YTD (A-B)	Annual Budget (C)	Annual Projection (D)	Incr (Decr) to Annual Budget (D-C)
<b>Protective Services</b>						
Police	\$ 16,741,847	\$ 17,516,222	\$ (774,375)	\$ 41,495,269	\$ 41,142,383	\$ (352,886)
Fire	16,271,373	17,039,162	(767,789)	32,784,009	32,622,911	(161,098)
Disaster and Emergency Measurers*	4,103,114	3,161,894	941,220	5,906,320	6,054,795	148,475
Ambulance and First Aid	4,519,054	4,835,612	(316,558)	9,714,275	9,447,948	(266,327)
Bylaw Enforcement	4,640,132	4,827,827	(187,695)	9,603,569	9,419,248	(184,321)
<b>Subtotal</b>	<b>46,275,520</b>	<b>47,380,717</b>	<b>(1,105,197)</b>	<b>99,503,442</b>	<b>98,687,285</b>	<b>(816,157)</b>
<b>Recreation and Culture</b>						
Recreation Boards	1,444	1,000	444	40,000	40,000	-
Parks and Recreation	15,103,545	18,357,085	(3,253,540)	41,309,324	41,408,161	98,837
Culture: Libraries, Museums, Halls	2,500,982	2,599,530	(98,548)	5,207,060	5,230,707	23,647
<b>Subtotal</b>	<b>17,605,971</b>	<b>20,957,615</b>	<b>(3,351,644)</b>	<b>46,556,384</b>	<b>46,678,868</b>	<b>122,484</b>
<b>Environmental Use and Protection</b>						
Water Supply and Distribution	11,395,284	11,973,318	(578,034)	28,225,577	27,992,168	(233,409)
Wastewater Treatment and Disposal	12,113,170	8,685,380	3,427,790	19,373,987	19,802,762	428,775
Waste Management	7,173,489	7,574,066	(400,577)	15,867,773	15,500,822	(366,951)
<b>Subtotal</b>	<b>30,681,943</b>	<b>28,232,764</b>	<b>2,449,179</b>	<b>63,467,337</b>	<b>63,295,752</b>	<b>(171,585)</b>
<b>Transportation</b>						
Common and Equipment Pool	12,154,853	13,181,109	(1,026,256)	29,004,529	29,099,289	94,760
Roads, Streets, Walks, Lighting	15,195,656	16,723,423	(1,527,767)	37,132,839	37,141,344	8,505
Public Transport	9,623,257	10,331,807	(708,550)	20,820,114	20,600,516	(219,598)
Storm Sewers and Drainage	459,112	413,782	45,330	813,035	813,135	100
<b>Subtotal</b>	<b>37,432,878</b>	<b>40,650,121</b>	<b>(3,217,243)</b>	<b>87,770,517</b>	<b>87,654,284</b>	<b>(116,233)</b>
<b>Public Health and Welfare</b>						
Family and Community Support	9,162,704	9,470,142	(307,438)	28,275,730	28,317,428	41,698
Cemeteries and Crematoriums	60,236	202,000	(141,764)	404,000	435,400	31,400
<b>Subtotal</b>	<b>9,222,940</b>	<b>9,672,142</b>	<b>(449,202)</b>	<b>28,679,730</b>	<b>28,752,828</b>	<b>73,098</b>
<b>Planning and Development</b>						
Land Use Planning, Zoning and Development	5,982,942	6,214,437	(231,495)	13,992,560	14,045,060	52,500
Public Housing Operations	-	350	(350)	700	700	-
Land, Housing and Building Rentals	4,049,901	4,114,109	(64,208)	8,327,953	8,577,953	250,000
<b>Subtotal</b>	<b>10,032,843</b>	<b>10,328,896</b>	<b>(296,053)</b>	<b>22,321,213</b>	<b>22,623,713</b>	<b>302,500</b>
<b>General Government and Fiscal Services</b>						
Council and Other Legislative	679,356	893,733	(214,377)	1,846,900	1,760,363	(86,537)
General Administration and Fiscal Services	205,330,528	211,573,121	(6,242,593)	435,664,356	433,080,168	(2,584,188)
Other General Government	6,022,137	6,284,752	(262,615)	13,144,036	13,338,154	194,118
Other	2,270,740	2,328,749	(58,009)	3,997,700	3,997,700	-
<b>Subtotal</b>	<b>214,302,761</b>	<b>221,080,355</b>	<b>(6,777,594)</b>	<b>454,652,992</b>	<b>452,176,385</b>	<b>(2,476,607)</b>
<b>Municipal Operations Expenses</b>	<b>\$ 365,554,856</b>	<b>\$ 378,302,610</b>	<b>\$ (12,747,754)</b>	<b>\$802,951,615</b>	<b>\$ 799,869,115</b>	<b>\$ (3,082,500)</b>

\* Includes Wood Buffalo Recovery Committee detailed in 2017 Wildfire section

A close-up photograph of a firefighter's helmet and uniform. The helmet is black with four bright yellow reflective stickers. Below the helmet, a tan-colored uniform sleeve is visible, featuring a red and white Canadian flag patch. In the blurred background, yellow and black reflective stripes of another uniform are visible.

**2016 WILDFIRE**



## 2016 Wildfire

### REGIONAL MUNICIPALITY OF WOOD BUFFALO

#### Wildfire 2016 Recoverable Costs

May 1, 2016 to June 30, 2017

	Approved Submissions	Submitted - Not Yet Approved	In Preparation	Total
Response Costs	\$ -	\$ 104,190,827	\$ 16,232,576	\$ 120,423,403
Recovery Costs	-	16,441,222	11,179,918	27,621,140
Insurable Costs	-	-	11,068,319	11,068,319
Red Cross Funded Costs	-	-	45,661	45,661
<b>Total Wildfire 2016 Recoverable Costs</b>	<b>\$ -</b>	<b>\$ 120,632,049</b>	<b>\$ 38,526,474</b>	<b>\$ 159,158,523</b>

### REGIONAL MUNICIPALITY OF WOOD BUFFALO

#### Municipal 2016 Wildfire Reimbursable Costs\*

May 1, 2016 to June 30, 2017

	Response Actual	Recovery Actual	Insurance Actual	Red Cross Actual	Total Actual
<b>Cost Reimbursements:</b>					
Disaster Recovery Program Advance	\$ 119,948,023	\$ 27,621,140	\$ -	\$ -	\$ 147,569,163
Red Cross Advance	-	-	-	845,836	845,836
Insurable Advance	-	-	11,068,319	-	11,068,319
Welcome BBQs Funding	454,875	-	-	-	454,875
Refunded permits	-	-	-	(800,175)	(800,175)
Fort McMurray Airport - reimbursement	20,505	-	-	-	20,505
	120,423,403	27,621,140	11,068,319	45,661	159,158,523
<b>Reimbursable Expenses:</b>					
Salaries, wages and benefits	6,154,658	1,703,880	-	-	7,858,538
Contracted and general services	102,996,834	25,296,055	11,068,319	3,991	139,365,199
Materials, goods, supplies and utilities	11,271,911	621,205	-	41,670	11,934,786
	120,423,403	27,621,140	11,068,319	45,661	159,158,523
<b>Excess (Deficit) of Cost Reimbursements</b>	<b>\$ -</b>	<b>\$ -</b>	<b>\$ -</b>	<b>\$ -</b>	<b>\$ -</b>

\* Wildfire reimbursable costs above are not included in the municipal operating results.

### Wood Buffalo Recovery Committee Operating Expenses

#### Municipal 2016 Wildfire Operating Costs

May 1, 2016 to June 30, 2017

	December 2016 Actual YTD	June 2017 Actual YTD	May 2016 - Jun-17 Actuals
<b>Expenses:</b>			
Salaries, wages and benefits	\$ 1,187,044	\$ 1,685,942	\$ 2,872,986
Contracted and general services	2,743,498	1,930,585	4,674,083
Materials, goods, supplies and utilities	85,592	119,560	205,152
Other Expenditures	400	1,450	1,850
<b>Wood Buffalo Recovery Committee Operating Expenses</b>	<b>\$ 4,016,534</b>	<b>\$ 3,737,537</b>	<b>\$ 7,754,071</b>



A photograph of a woman and a young girl walking through a park. The woman, wearing a red top and a grey cardigan, is holding the girl's hand. The girl is wearing a pink shirt and blue jeans. They are walking on a grassy path with large trees in the background. The leaves on the trees are yellow and orange, indicating autumn. The text "FINANCIAL POSITION" is overlaid in the center of the image.

# FINANCIAL POSITION



## Capital

### Capital Project Spending

Capital expenditures are funds used by the Municipality to acquire or upgrade physical assets. The Municipality approved the 2017 budget of \$391.2 million plus an additional budget of \$370.2 million carried forward into 2017 from 2016. At the end of June 2017 capital amendment reductions of \$72.1 million, project closure reductions of \$5.7 million and special council resolution reductions for \$0.5 million have occurred. Below is a summary of capital project spending to June 30, 2017.

## REGIONAL MUNICIPALITY OF WOOD BUFFALO

### Capital Project Spending

For the Period Ending June 30, 2017

Project Name	June 2017 Actual YTD \$
<b>Top 20</b>	
Conklin Multiplex - Construction	\$ 9,765,285
Urban Infrastructure Rehabilitation 2014-2016 - Construction	4,535,676
Fort Chipewyan WTP Expansion - Construction	4,478,914
Saline Creek Supply Line from King Street Booster Station to MacKenzie Reservoir	3,044,659
Confederation Way Sanitary Sewer Phase 2 - Construction	2,825,018
Lift Station Upgrades (South)	2,767,148
Grayling Terrace Lift Station - Construction	2,323,480
Regional Landfill Cell 4 - Construction	2,040,443
Anzac WWTP & Effluent Pipeline - Construction	2,023,555
Anzac Fire Hall - Construction	1,871,986
Prairie Loop Boulevard	1,749,277
Saprae Creek Fire Hall Expansion	1,517,135
MacDonald Island Park Sustaining Capital Grant 2017	1,500,000
Land Acquisition 2012-2014	1,103,187
Transit Bus Additions 2012 - 2014	1,061,495
Rural Water & Sewer Servicing - Predesign & Design	971,784
Rural Water and Sewer Servicing - Construction	919,225
Southwest Water Supply Line Phase 1 - Construction	859,580
Abasand and Beacon Hill Access Roads - Design and Construction	751,936
2016 Heavy Equipment Additions	671,966
<b>All Other Project Costs</b>	<b>9,212,350</b>
<b>Total Capital Spending</b>	<b>\$ 55,994,098</b>

*\*Spending equals total Settlement for the month driven by Service Entry Sheet entries on capital internal orders*

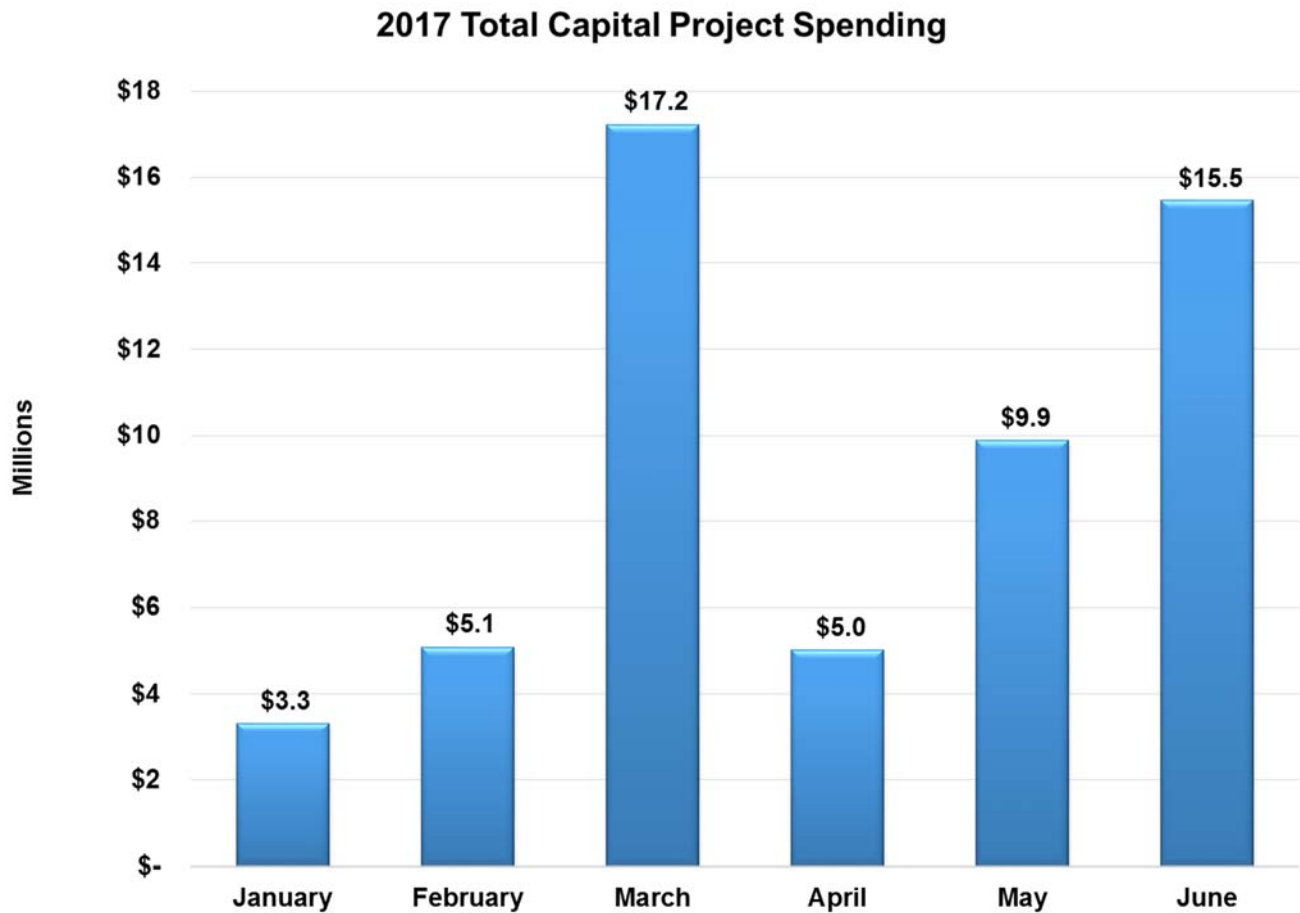
WTP = Water Treatment Plant

WWTP = Waste Water Treatment Plant

## Capital (continued)

### Total Capital Spending

At the end of June, the 2017 budget balance for all active capital projects is \$683.1 million. A total of \$56.0 million was added to the assets under construction balance between January and June 2017. This equates to the total amount spent on capital project delivery during the six months.



*\*Spending equal totals added to assets under construction during the month.*



## Investments

The Investment Policy FIN-140, outlines the investment objectives, benchmarks and parameters. This Policy is reviewed annually by Administration with changes recommended to Council for approval. Permissible investments are restricted to fixed income securities that meet the investment objectives and parameters.

The table below shows the activity in the investment holdings for each investment type. As of June 30, 2017 the Municipality has investment holdings with an amortized cost of \$322.8 million and a market value of \$329.7 million.

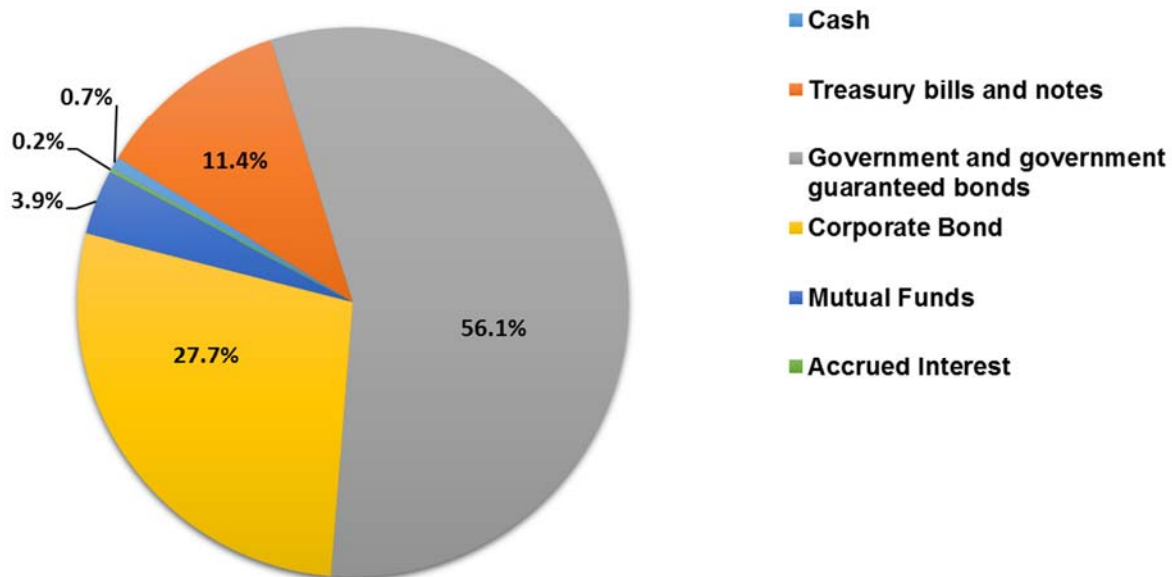
### Investment Holdings

(In Millions)

Type:	Amortized Cost @ December 31, 2016	Amortized Cost @ June 30, 2017	Market Value June 30, 2017
Cash	\$ 2.8	\$ 2.3	\$ 2.3
Treasury bills and notes	31.5	36.9	38.1
Government and government guaranteed bonds	179.0	181.0	184.7
Corporate Bond	93.5	89.5	91.5
Mutual Funds	12.4	12.4	12.4
Accrued Interest	1.1	0.7	0.7
<b>Total</b>	<b>\$ 320.3</b>	<b>\$ 322.8</b>	<b>\$ 329.7</b>

Returns on investments up to June 2017 are \$4.4 million with \$2.5 million from investment income and \$1.9 million from interest earned on cash outside the investment holdings.

**Investment Holding by Type  
(Book Values)**



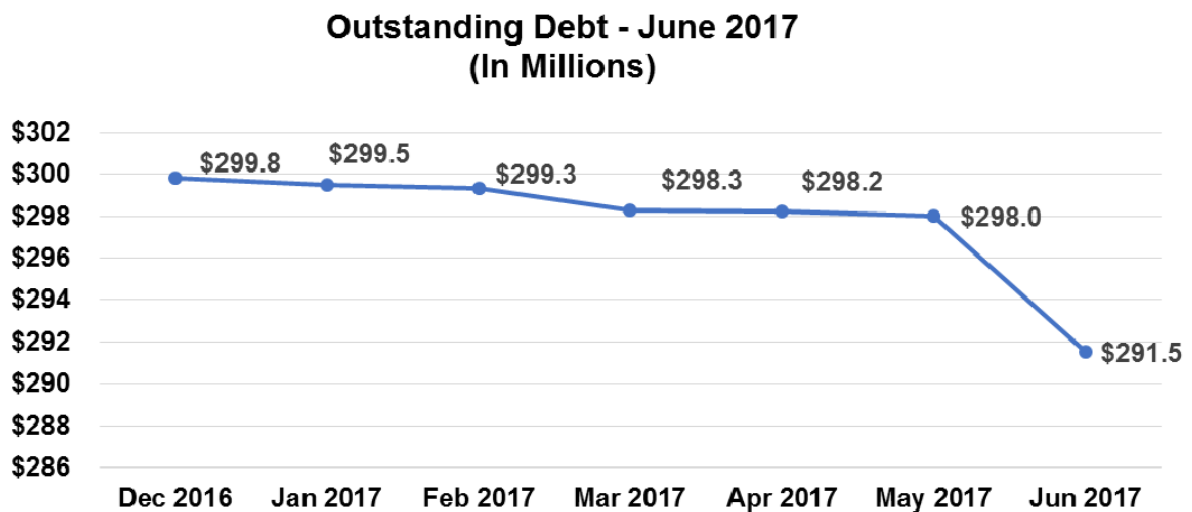
## Debt

Authority to incur debt for municipalities in Alberta is granted through Alberta Regulation (AR) 255/2000 of the Alberta Municipal Government Act (MGA) and in special cases, variation can be granted through a Ministerial Order. Sections 251 through 274 of the MGA provides guidance regarding indebtedness for operating and capital purposes.

The general debt limits for municipalities in Alberta allow for debt of 1.5 times revenue and 0.25 times revenue for debt service. Regional Municipality of Wood Buffalo's debt limit is set at 2 times revenue and debt service limit is set at 0.35 times revenue through AR255/2000.

Council, through the Debt Management Policy (FIN-120), set the Municipality's limits at 85% of the Alberta Debt Limit Regulation (AR) 255/2000.

As of June 30, 2017, the Municipality has \$291.5 million in debt outstanding, \$304.2 million in undrawn debt and a total debt commitment of \$595.7 million.



There is net decrease in debt from December 31, 2016 to June 30, 2017 by \$8.3 million due to principal payments.



## Grants

### REGIONAL MUNICIPALITY OF WOOD BUFFALO Summary of Capital and Operating Grants Awarded As At June 30, 2017

Past & Current Capital Grants	2017	2013-2016	Information
<b>Provincial and Federal Allocations</b>			
Municipal Sustainability Initiative (MSI)	\$ 31,183,480	\$ 101,345,018	\$18,000,000 budgeted in 2017. Actual allocations determined by Provincial Budget. BMTG was rolled into this program in 2014.
MSI Additional	-	12,079,872	Part of 2014 Provincial Fiscal Budget ending March 31, 2015.
Basic Municipal Transportation Grant (BMTG)	-	4,604,388	This program has been rolled into the MSI Grant as of 2014.
Federal Gas Tax Fund (FGTF)	6,772,028	24,182,354	\$6,000,000 budgeted in 2017. Actual allocations determined by Federal and Provincial Budgets.
<b>Engineering and Environmental Services</b>			
Strategic Transportation Infrastructure Program (STIP)	574,035	-	Fort Chipewyan Winter Road Culvert Replacement (\$765,380 total cost) 75% approved
Alberta Municipal Water/Wastewater Partnership (AMWWP) - Conklin WTP Phase 2 Upgrades - Construction	764,354	-	Application submitted Nov 2015. Revised November 2016. Approved for \$764,354 representing 27% of eligible costs.
Alberta Municipal Water/Wastewater Partnership (AMWWP) - Fort Chipewyan WTP Expansion	-	19,756,092	Application submitted Nov 2015. Revised January 21, 2016. Approved for \$19,756,092 representing 69.64% of eligible costs.
Alberta Municipal Water/Wastewater Partnership (AMWWP) - Conklin WTP Phase 1 Expansion	-	4,286,347	Original approval in 2004 was for a \$922,500 contribution under the AMWWP program. A cost revision funding request was submitted in 2016 which resulted in additional AMWWP contribution of \$4,286,347 under AMWWP. Total grant \$5,208,847.25.
Alberta Community Resilience Program (ACRP)	-	10,000,000	Flood Mitigation Project (Deferred).
Alberta Community Partnership (ACP)	-	779,000	Fort Chipewyan Swimming Pool.
Flood Recovery and Erosion Control Program	-	7,043,525	Five Riverbank Protection Projects.
Alberta Transportation - Project Specific Grant	-	2,000,000	Highway 69 Intersection improvements at West Airport Boundary Road.
Alberta Transportation - Project Specific Grant	-	853,891	Highway 63 intersection improvements at Highway 69 and Mackenzie Blvd.
Alberta Transportation - Project Specific Grant	-	57,399	Landfill Access Upgrading.
Western Economic Diversification Canada	200,000	245,160	2017 - Anzac Community Centre Upgrades, 2013 - Westwood/Westview Community Park upgrade.
<b>Public Works and Transit Services</b>			
Public Transit Infrastructure Program (PTIF)	-	3,451,000	Bus Bay Turn-out project
GreenTRIP Round 3	-	6,459,000	Bus Bay Turn-out project
GreenTRIP Round 3	-	842,560	Airporter/Paratransit
GreenTRIP Round 3	-	1,276,667	Shelter Additions.
GreenTRIP Round 3	-	21,570,614	Intelligent Transportation System.
GreenTRIP Round 1	-	26,670,000	Transit Facility.
GreenTRIP Round 1	-	9,255,000	Transit Bus Purchases.
<b>Community and Protective Services Division</b>			
9-1-1 Grant	-	320,000	2015 Amount was transferred from Operating for Capital Project. 2016 Amount is Q1 and Q2 amount. The grant runs from July 1st to June 30th annually. 9-1-1 Grants are calculated quarterly based on 9-1-1 revenue and population served by the Public Safety Answering Point (PSAP).
<b>Total Capital Grants</b>	<b>\$ 39,493,897</b>	<b>\$ 257,077,886</b>	

## Grants (continued)

Capital Grant Applications in Progress	Amount	Information
<b>Engineering and Environmental Services</b>		
Access to Regional Drinking Water Systems (UNDRIP)	\$ -	A new funding opportunity is being administered by Alberta Transportation and Alberta Indigenous Relations Department. Provincially, there is \$100 M available over the next 4 years (\$25M per year). Funding would be available to integrate drinking water systems with federally supported water systems. The goal is to bring clean, reliable drinking water to all First Nations across the province. First Nations would have the support of Indigenous and Northern Affairs Canada (INAC) for their portion.
Alberta Community Resilience Program (ACRP)	-	The Alberta Community Resilience Program (ACRP) is a multi-year grant program supporting the development of long-term resilience to flood and drought events, while supporting integrated planning and healthy functioning watersheds. The next submission deadline is September 30, 2017 for 2018-19 fiscal funding. Engineering is preparing an application for eligible components of the Prairie Loop Boulevard Phase 2 and Phase 4 projects.
Alberta Municipal Water/Wastewater Program (AMWWP)	30,000,000	Applications that were originally submitted in 2015 were updated in November 2016 for eligible components of the Rural Water and Sewer Servicing (RWSS) Project and the Conklin Water Treatment Plant Phase 2 Upgrade project. The Conklin WTP Phase 2 project received approval in 2017 for \$764,354. The RWSS project will remain under consideration for future funding. Application may be updated in November 2017 if there are any changes to the project that need to be reported.
AMWWP - Water for Life (WFL) Program	50,000,000	An application was submitted for the Southeast 881 Water Supply Line. Based on potential cost share ratios and eligible components, the estimated grant request for this project is approximately \$50M. This project was not approved in 2017 but will remain under consideration for future funding. Application may be updated in November 2017 if there are any changes to the project that need to be reported.
Strategic Transportation Infrastructure Program (STIP)	594,000	Application was submitted in 2017 for up to 75% funding - Culvert Rehabilitation Hwy 63 at Fort Hills (\$594,000). Not successful in this fiscal year. Application will remain on file for future consideration.
<b>Public Works and Transit Services</b>		
GreenTRIP Grant - Round 2	3,401,870	Application submitted in GreenTRIP Grant Round 2 for 66 2/3 % of project costs. Funding requested - Transit Terminal - \$3,401,870. Consideration of application is on hold until location of transit terminal has been determined.
<b>Total Capital Grant in Progress</b>	<b>\$ 83,995,870</b>	



## Grants (continued)

Unsuccessful Capital and Operating Applications	2017	2013-2016	Information
Building Canada - Small Communities Fund	\$ -	\$ 6,000,000	Applications submitted for two projects - Beacon Hill Outfall and Pipeline Upgrade and the Rural Water and Sewer Servicing.
Canada 150 Community Infrastructure Program	-	500,000	Application submitted for Cricket Pitch Upgrades - Syncrude Athletic Park Project.
2015 Alberta Blue Cross - Healthy Communities Grant	-	50,000	Application submitted for Father Turcotte School Playground Design Build.
2016 Alberta Blue Cross - Healthy Communities Grant	-	50,000	Application submitted for Father Turcotte School Playground Design Build.
Canada 150 Program	200,100	-	Application submitted for \$200,100 towards the upgrade of the playground at St. Kateri School (Community Playground Replacement IO 600864). Note a separate application under this program was successful (\$200,000) for the Anzac Community Centre Upgrades.
Civil Forfeiture Grant (CFG)	200,000	-	Community and Protective Services submitted a Letter of Intent (LOI) for funding of \$200,000 from the Civil Forfeiture Grant through the Government of Alberta. The project was called the Child Abuse Victim Advocacy Enhancement Project and their partner would have been the Wood Buffalo Child and Youth Advocacy Centre Steering Committee.
Forest Resource Improvement Association of Alberta (FRIAA) FireSmart Program (EOI's)	400,000	-	The FRIAA FireSmart Program is separate and independent from the Government of Alberta's FireSmart Community Grant Program. On February 23, (4) EOI's were submitted for FireSmart projects in Fort Chipewyan, Gregoire Lake Estates, Thickwood Hill and Anzac. Maximum amount of funding for a single project in this round will be \$200,000 over the life of the project. We have been advised that two of our EOI's (Anzac and GLE) were successful in moving on to the full proposal stage (deadline April 25, 2017) while two EOI's (Fort Chipewyan and Thickwood Hill) were not successful. (Note: Earlier this year, the RMWB successfully secured funding under this program in a previous round in the amount of \$750,000 for hazard reduction activities in Anzac and the Birchwood Trails/Conn Creek area, the development of a mitigation strategy and for a public education program.
Tree Canada - Tree to Our Nature	5,000	-	In celebration of Canada's 150th anniversary, Tree Canada will be providing 150 grants of \$5,000 to successful recipients of the Tree to our Nature program. Parks submitted an application for funding in February however it was not successful.
<b>Total Unsuccessful Capital Applications</b>	<b>\$ 805,100</b>	<b>\$ 6,600,000</b>	

## Grants (continued)

Operating Grants	2017	2013-2016	Information
<b>Indigenous and Rural Relations</b>			
Alberta Indigenous Relations	\$ -	\$ 110,000	Grant to assist with the Urban Aboriginal Connection Initiative project - Wood Buffalo Pan Aboriginal Connection project.
Aboriginal Affairs and Northern Development Canada	-	280,363	Funding for the Urban Aboriginal Strategy.
<b>Community and Protective Services</b>			
Celebrate Canada Grant	9,000	18,000	Canadian Heritage provides financial support for Canada Day activities. Application for the 2017 edition was submitted November 21, 2016.
Police Officer Grant (POG)	300,000	1,200,000	Current agreement is for three (3) years from April 1, 2015 and ending March 31, 2018.
Municipal Policing Assistance Grant (MPAG)	1,323,584	4,798,784	Current funding agreement is for three (3) years from April 1, 2015 and ending March 31, 2018. Payment is based on per capita calculation.
Family and Community Safety Program (Children and Youth Service Grant)	-	260,837	Funded by Minister of Human Services to provide advocacy services in the community.
Family & Community Support Services	1,924,513	6,633,707	Provincial level program through Alberta Human Services. Payment is based on population.
Community Inclusion Grant (Diversity Plan 2016 and Beyond)	-	10,000	Human Rights, Education and Multicultural Fund (2016 - Budget \$44,440, Grant \$10,000).
Conoco Phillips	-	15,000	\$5,000 for Green Teen Program in 2016 and \$10,000 for planters in Anzac in 2014.
Victims of Crime Fund - Grant to Victims Services	-	150,000	Grant to provide services that benefit victims or a class or classes of victims during their involvement with the criminal justice process.
Event Tourism Strategy	-	60,000	Payment from Province of Alberta for cultural and tourism events.
Community Injury Control Fund (CICF) Grant	-	4,000	One time grant in 2014
<b>Regional Emergency Services</b>			
911 Grant	126,048	859,223	The objective of the 911 Grant Program is to strengthen and support local delivery of 911. This is being done using funding generated from a monthly 911 levy on cellphones, and by developing provincial standards for 911. All of this is being done in close collaboration with Alberta's 911 centres. A portion of the 2015 funding is reflected as a capital grant on page 1. A portion of the 2016 grant was transferred from Capital.
Emergency Management Preparedness Program (EMPP)	-	11,525	The objective of the Emergency Management Preparedness Program (EMPP) is to provide an effective and cost-efficient grant program for increased emergency management capacity that resulted in an increased number of trained emergency management practitioners. 2016/2017 grant - \$11,525.
Fire Services Training Program (FSTP) (Formerly Fire Services and Emergency Preparedness Program)	-	-	This program supports the expansion and enhancement of regional fire service training. The objective is to provide an effective and cost-efficient mechanism for increased training capacity that results in a greater number of trained fire service personnel. Next intake September 2017.
Fire Services and Emergency Preparedness Program	-	59,150	The FSEPP has undergone changes and is now known as the Fire Services Training Program (FSTP). The Emergency Management Preparedness Program (EMPP) has also been created and may fund training for other types of emergency preparedness.
2014 Flood Readiness Supplies Grant	-	234,445	One time grant following the flooding of 2013 so that municipalities could replenish their flood-readiness supplies and purchase needed equipment to prepare for future floods.



## Grants (continued)

Operating Grants	2017	2013-2016	Information
<b>Recovery</b>			
Canadian Red Cross - Recovery Gift (Includes \$3.8 M for FireSmart activities)	\$ 10,000,000	\$ -	The Canadian Red Cross Society will provide these funds to further the Alberta Wildfire relief and recovery. Included in the \$10M is \$3.8 M for FireSmart activities.
<b>Human Resources</b>			
Summer Temporary Employment Program (STEP) Program	42,000	14,100	2017 - 10 Students - \$4,200 per student - \$42,000 total. 2016 - 5 Labourer Positions.
Canada Summer Jobs	13,176	55,606	2017 - 6 Students Approved (4 Hired). 2016 - 29 Students.
<b>Public Works and Transit Services</b>			
TD Friends of the Environment	17,820	9,199	Eligible projects include Community Gardens, Environmental Education Projects, Outdoor Classrooms, Protection of Endangered Species/Wildlife, Recycling/Composting Programs, Tree Planting and Urban Naturalization Projects, Energy Conservation/Renewable Energy, Research Projects, Habitat restoration. 2017 - Pacific Park Community Garden (Timberlea), 2016 - 20 trees for Dr. Clark School, 2013 - Trees at Fort McMurray First Nation #468.
TD Tree Days	5,100	-	Planting of approximately 150 potted trees and shrubs at Vista Ridge on September 24, 2017
CN EcoConnexions From the Ground Up	-	25,000	
Alberta Recycling Municipal Demonstration Grant	30,000	-	Grant awarded for \$30,000 towards a pour-in-place recycled tire project at the Syncrude Athletic Park.
FireSmart Community Grant Program - Government of Alberta	-	238,600	Fire Smart Grant from Alberta Government. No call for applications in 2016.
Forest Resource Improvement Association of Alberta (FRIAA) FireSmart Program	750,000	-	The FRIAA FireSmart Program is separate and independent from the Government of Alberta's FireSmart Community Grant Program. Maximum amount of funding for a single project will be \$400,000 over the life of the project. The RMWW applied for funding for the following Hazard Reduction activities. \$400,000 Birchwood/Conn Creek, \$400,000 Anzac, \$125,000 Mitigation strategy, \$40,000 public education. Applications totaled \$965,000. Actual funding awarded \$750,000.
Municipal Recreation/Tourism Areas (MR/TA) Grant (Macdonald Island)	-	12,000	Municipal Recreation/Tourism Areas (MR/TA) Grant-Program ended in 2013.
Municipal Recreation/Tourism Areas (MR/TA) Grant (Vista Ridge)	-	12,000	Municipal Recreation/Tourism Areas (MR/TA) Grant-Program ended in 2013.
Municipal Recreation/Tourism Areas (MR/TA) Grant (Lake shore)	-	12,000	Municipal Recreation/Tourism Areas (MR/TA) Grant-Program ended in 2013.
HWY 63 Traffic Survey & Transportation Demand Model	-	225,000	One time Grant in 2013.
<b>Engineering and Environmental Services</b>			
Alberta Recycling Tire Marshalling Area (TMA)	90,000	17,343	The 2015 grant is for the purchase and delivery of the concrete blocks for the containment area. Three new applications were submitted in November 2016. Awarded funding of \$30,000 each for Tire Marshalling Areas in Conklin, Janvier and Fort Chipewyan.
Alberta Recycling Municipal Electronics and Paint Round-up Grant	15,000	32,225	Alberta Recycling Grant to offset cost to advertise and run the round-up activities.
<b>Planning and Development</b>			
Community and Regional Economic Support (CARES) Program	-	750,000	To support the Back to Business Resource Centre and Business Recovery Expositions.
<b>Total Operating Grants</b>	<b>\$ 14,646,241</b>	<b>\$ 16,108,106</b>	

## Grants (continued)

Operating Grant Applications in Progress	Amount	Information
<b>Public Works and Transit Services</b>		
2017 Edible Trees Program	\$ 4,000	Tree Canada 2017 Edible Trees Program offers funding up to \$4,000 and other resources for community-based projects that provide residents with access to fresh fruit and nut trees. Application deadline was February 24, 2017. Parks submitted an application for funding.
<b>Community and Protective Services</b>		
Victims of Crime Fund (VOCF)	792,602	A grant application has been submitted for a 3 year funding arrangement of approximately \$264k per year for Victims Services. We expect to receive a response later in 2017.
Point in Time Count	50,000	A proposal has been submitted by Community Services for funding from Employment and Social Development Canada (ESDC) for the "Everyone Counts: the 2018 Coordinated Point-in-Time Count.
RMWB FireSmart Grant	10,000,000	The Minister of Agriculture and Forestry has recently committed \$10.5M to the FireSmart program in the RMWB over the next 3 years. This funding will be provided in the form of an Agriculture and Forestry Development Grants and the Regional FireSmart Committee will have oversight over its spending. An application has been completed with input from the RMWB, the Regional FireSmart Committee and Agriculture and Forestry.
<b>Planning and Development</b>		
Canadian Red Cross	1,081,029	A proposal has been submitted to seek funding from the Canadian Red Cross to support the Small Business Program Phase 3B.
<b>Financial Services</b>		
Connect to Innovate	3,041,055	The Connect to Innovate program will invest up to \$500 million by 2021, to bring high-speed Internet to rural and remote communities in Canada. This program will support new "backbone" infrastructure to connect institutions like schools and hospitals with a portion of funding for upgrades and "last-mile" infrastructure to households and businesses. Application was submitted by IT April 2017. Estimated project costs \$6,486,432. Funding requested \$3,041,055.
<b>Total Operating Grant in Progress</b>	<b>\$ 14,968,686</b>	



## Grants (continued)

Future Grant Opportunities	Information
Community and Protective Services	
Alberta Community Restorative Justice (ACRJ)	The ACRJ Grant is available to support the delivery of direct restorative justice mediation services, enhance a community's capacity for restorative justice understanding and referral. A total of \$360,000 is available to non-profit organizations, including incorporated non-profit and volunteer organizations, coalitions, local community groups, First Nations, Government of Alberta sanctioned youth justice committees. A maximum of \$50,000 per initiative per year is available for use over a period of up to two years for programs or initiatives using innovative, promising and proven practices.
Alberta Culture Days	Funding is available for 2017 Culture Days Events. The local Alberta Culture Days Committee is planning to apply to become a Celebration site. Applications are due June 16, 2017.
Alberta Traffic Safety Fund (ATSF)	The purpose of the ATSF is to encourage communities and other traffic safety stakeholders to develop and implement community-based, preventative, and collaborative traffic safety projects that support the strategies in Alberta's Traffic Safety Plan (TSF). Small grants (up to \$5,000) and large grants (\$5,001-17,000) are available. Applications for funding are accepted annually by January 31st.
Alberta Injury Control Fund (AICF)	The goal of the AICF is to improve the well-being of individuals, increase individual and community safety, and reduce unintentional injuries by assisting communities with resources to undertake solutions to local injury problems. The AICF cannot support projects that address intentional injury (such as violence, mental health & suicide, sexual exploitation, bullying). Applications must be received by December 16th annually.
Canada Cultural Spaces Fund	The Canada Cultural Spaces Fund (CCSF) supports the improvement of physical conditions for artistic creativity and innovation. The fund supports the improvement, renovation and construction of arts and heritage facilities, as well as the acquisition of specialized equipment. Eligible applicants include not-for-profit arts and heritage organizations, incorporated under the Canada Not-for-Profit Corporations Act, Part II of the Canada Corporations Act or under corresponding provincial or territorial legislation; provincial/territorial governments, municipal or regional governments and their agencies; and Aboriginal people's institutions or organizations. The Canada Cultural Spaces Fund receives applications on an ongoing basis.
Celebrate Canada	The Celebration and Commemoration Program – Celebrate Canada component provides funding for activities organized on National Aboriginal Day (June 21), Saint-Jean-Baptiste Day (June 24), Canadian Multiculturalism Day (June 27) and Canada Day (July 1). The Celebrate Canada 2018 application deadline will be November 2017.
Community Facility Enhancement Fund and Community Infrastructure Program	Grants are available for capital (generally up to \$125,000 per year) and operating (up to \$75,000 per year) to eligible organizations in the community. The municipality may support these applications.
Community Inclusion Grant	Community Inclusion grants strengthen municipal efforts to build inclusive communities. Funding will support municipalities or one of their partner organizations to advance strategies associated with the principles of being Welcoming and Inclusive Communities (WIC) or a signatory to the Canadian Coalition of Municipalities Against Racism and Discrimination (CMARD). The grant will provide up to \$10,000 to municipalities developing their WIC, CMARD or similar community strategies including engagement initiatives, action plans, planning processes or other initiatives. Deadline for applications are generally September 15th.
Conoco Phillips	Conoco Phillips provides grants from time to time to support education, environment and safety. They also regularly fund social services, youth, health, arts, culture and civic programs.
Everyone Counts: the 2018 Coordinated Point-in-Time Count ESDC Funding	Employment and Social Development Canada has issued a call for proposals for the Everyone Counts: the 2018 Coordinated Point-in-Time Count. Deadline for applications: May 31, 2017, 23:59 Pacific Time. Community Services is preparing a submission.

## Grants (continued)

Future Grant Opportunities	Information
Historic Resources Grant	Information has been distributed to Public Operations (Parks) and Community Services. Applications accepted twice per year, February 1st and September 1st.
Heritage Awareness Grant	Grants support tangible initiatives that promote awareness of Alberta's history and that will have lasting impact. Applications accepted twice per year, February 1st and September 1st
Transportation/Industrial Artifact Conservation Grant	Transportation or Industrial Artifact Conservation Grants provide funding for the preservation or restoration of transportation and industrial artifacts that have a distinctive or significant connection to Alberta's history. In general, this means: the first artifact of its kind, the last remaining, the best example, having direct association with a key historic event or figure. It must also have been built in or had a long period of continuous use within Alberta. The applicant must establish the special significance of the artifact to Alberta. Assistance is restricted to costs associated with the restoration of artifacts and not for artifact purchase, engine maintenance or total reproduction. One-time matching grants are awarded up to 50% of eligible project value, up to \$25,000.
<b>Engineering and Environmental Services</b>	
Alberta Community Resilience Program (ACRP)	Flood Mitigation - The Alberta Community Resilience Program (ACRP) is a multi-year grant program supporting the development of long-term resilience to flood and drought events, while supporting integrated planning and healthy functioning watersheds. The next submission deadline is September 30, 2017 for 2018-19 fiscal funding.
Alberta Innovates - Waste to Value-Added Product Demonstration Projects for Alberta Small Municipalities	Funding opportunity to establish demonstration of waste conversion facilities within small urban and rural communities. No current call for expression of interests.
Alberta Municipal Water/Wastewater Partnership and Water for Life Program	The Alberta Municipal Water/Wastewater Partnership provides cost-shared funding to eligible municipalities to assist in the construction of municipal water supply and treatment and wastewater treatment and disposal facilities. Various initiatives have been included in the program to ensure the needs of Alberta municipalities are met. Applications due November 30th annually. 2016-2017 Alberta Budget estimate \$50 M provincially for Municipal Water Wastewater Program and \$80 M for Water for Life Program. Applications that were submitted in November 2015 for the Rural Water and Sewer Servicing Program and the Conklin Water Treatment Phase 2 were updated in November 2016. An additional application was submitted for a new project, the Southeast 881 Water Supply Line, eligible under the Water for Life (WFL) Program. The percentage funded will be determined using a population based formula with the maximum of 75%.
Alberta Municipal Solar Program (AMSP)	The Alberta Municipal Solar Program (AMSP) provides financial rebates to Alberta municipalities who install solar photovoltaics (PV) on municipal facilities or land and complete public engagement for the project. Funding is available on a first come first served basis. All projects must be completed and energized after February 5, 2016. Funding will be in the form of a rebate per watt of total installed capacity and will not exceed 20% of eligible expenses up to a maximum of \$300,000.
Building Canada Provincial-Territorial Infrastructure Component (PTIC)	In Alberta, there has been no specific call for proposals as PTIC funds will likely be used to fund projects identified in the Province's capital plan.
Building Canada National Infrastructure Component (NIC)	No applications are presently being accepted.
Canada Green Corps	The United Nations Association (UNA) of Canada has recently launched this program which is a green internship program for youth between the ages of 18-30. UNA Canada provides a 50% wage subsidy to employers to hire interns. Their most recent intake was in January 2017 and is for a 4-month period.
Clean Water and Wastewater Fund (CWWF) Grant	The Government of Alberta funding will come from the province's Water for Life grant program.
Green Municipal Fund	Grants available to cover up to 50 per cent of eligible costs for plans, feasibility studies and pilot projects — to a maximum of \$175,000 for plans and feasibility studies, and a maximum of \$350,000 for pilot projects. Low-interest loans available, usually in combination with grants, to cover up to 80 per cent of eligible costs for capital projects. The loan maximum is \$5 million*, and the grant amount is set at 15 per cent of the loan, to a maximum of \$750,000. * Applicants with high-ranking projects may be eligible for a loan of up to \$10 million combined with a grant for 15 per cent of the loan amount, to a maximum of \$1.5 million. Brownfields: Grants are not available for capital projects in the brownfields sector. There is no specified loan limit for capital projects in the brownfields sector, but FCM reserves the right to adjust the maximum loan limit per project.
FCM's Climate and Asset Management Network	Applications are now open for FCM's Climate and Asset Management Network. It provides peer-learning opportunities, grant funding and training to help Canadian municipalities better integrate climate and sustainability goals into asset management approaches. As a network participant, you can benefit from funding of up to \$175,000 for your municipality along with workshops and knowledge-sharing activities with colleagues from municipalities across Canada. Deadline is June 15, 2017.

## Grants (continued)

Future Grant Opportunities	Information
FCM's Municipal Asset Management Program	Up to \$50,000 is available (80% of eligible costs) through the Municipal Asset Management Program (MAMP) for eligible activities including asset management assessments, asset management plans, policies and strategies, data collection and reporting, training and organizational development and knowledge transfer. Applications are received year round on a continuous basis; there are no deadlines to apply.
Municipalities for Climate Innovation Program (MCIP) Grant	Grant funding of up to \$1 million and more for climate change capital projects is now available from the Federation of Canadian Municipalities (FCM) under the Municipalities for Climate Innovation Program (MCIP). Communities can use the funding to upgrade, build, replace, expand or purchase and install fixed assets or infrastructure, such as buildings and treatment plants. Applications are accepted year round until January 31, 2020 for, Energy: Climate mitigation capital projects, Solid waste: Climate mitigation capital projects, Water: Climate mitigation capital projects, Transportation: Climate mitigation capital projects, Community initiatives: Climate mitigation capital projects, Extreme temperatures: Climate adaptation capital projects, Flooding and drought: Climate adaptation capital projects, Wind events: Climate adaptation capital projects, Community initiatives: Climate adaptation capital projects
Partners for Places	National funders invest in local projects to promote a healthy environment, a strong economy, and well-being of all residents. Not presently accepting applications.
Strategic Transportation Infrastructure Program (STIP)	There are four components within STIP: Local Road Bridge Program (LRB), Resource Road Program (RRP), Community Airport Program (CAP), Local Municipal Initiatives (LMI). Deadline for applications for 2017-2018 funding is February 3, 2017 for all components except LMI which are accepted throughout the year.
TAME+ Program	Grants Available for up to \$2,000 for Energy Audit, and Up to \$100,000 for retrofit capital costs. Information has been distributed to Sustainability and Engineering. Funding available on a first come, first served basis.
TD Green Streets	TD Green Streets is the flagship program of Tree Canada and the only nationally-based municipal forestry innovation program in Canada. Applications for funding up to \$25,000 are generally accepted in November.
Watershed Resiliency and Restoration Program	Alberta Environment and Parks' (AEP) WRRP aims to improve natural watershed functions in order to build greater long-term resiliency to droughts and floods through conservation, education and stewardship, research data and restoration and enhancement. Applications are accepted annually on October 30th.
Wildfire Community Preparedness Day	Wildfire Community Preparedness Day is held annually in May. FireSmart Canada offers up to \$500 funding awards to implement neighborhood projects.
<b>Public Works and Transit Services Division</b>	
Playground Grant	Under the program, Alberta Education will provide grant funding of up to \$250,000 per school to support the construction of a playground. The \$20-million program will apply to all new schools with Kindergarten to Grade 6 programs announced between 2014 and 2018.
Alberta Blue Cross - Healthy Communities Grant	In the interest of promoting wellness and active living, Alberta Blue Cross has launched the Healthy Communities Grant Program. Four \$50,000 grants are being awarded each year to support community amenities and facilities that promote active living. Applications open annually on June 1st and close on August 30th.



## Grants (continued)

Future Grant Opportunities	Information
<b>Planning and Development</b>	
Community and Regional Economic Support (CARES) Program	Information provided to Economic Development and Community Services. There are 3 upcoming intakes for new applications: October 1-Nov 30, 2016, April 1-May 31, 2017 and a 3rd intake to be announced. The RMWB were awarded \$750,000 from this program for the Back to Business Resource Centre.
<b>Financial Services</b>	
CRTC Funding	The CRTC is establishing a fund to support projects in areas that do not meet these targets. Applicants will be able to submit funding proposals in order to build or upgrade infrastructure for fixed and mobile broadband Internet access services. The fund will make available up to \$750 million over the first five years, be complementary to existing and future private investment and public funding, focus on underserved areas; and be managed at arm's length by a third party. More details to be released.
Summer Temporary Employment Program (STEP) Program	STEP is a 4 - 16 week wage subsidy program that provides funding to eligible Alberta employers to hire high school or post-secondary students into summer jobs from May to August. A standardized wage subsidy of \$7.00/hour to a maximum of 37.5 hours/week will be provided to approved applicants. Generally the deadline for applications is Feb 28th each year.
Canada Summer Jobs	Canada Summer Jobs provides funding to help employers create summer job opportunities for students. It is designed to focus on local priorities, while helping both students and their communities. The program provides work experiences for students, supports organizations, including those that provide important community services and recognizes that local circumstances, community needs and priorities vary widely. Canada Summer Jobs provides funding to not-for-profit organizations, public-sector employers and small businesses with 50 or fewer employees to create summer job opportunities for young people aged 15 to 30 years who are full-time students intending to return to their studies in the next school year. Deadline for applications is January 20, 2017.
Occupational Health and Safety Innovation and Engagement Grants Program (OHS I&E Grants Program)	These grants fund non-profit and public sector organizations for projects aimed at improving OHS awareness, knowledge and action in Alberta. Eligible organizations can apply for grants of up to \$10,000, \$20,000 or \$50,000 in three different categories. There is no call for applications at present however the application deadline is generally October 31st of each year.
<b>Human Resources</b>	
Career Focus Funding	Career Focus provides funding for employers and organizations to design and deliver a range of activities that enable youth to make more informed career decisions and develop their skills. To take advantage of this program the municipality would need to contact a workforce consultant at the Government of Alberta's Ministry of Labour.
<b>All Divisions</b>	
Alberta Community Partnership (ACP) Program	<p>The objective of the ACP program is to improve the viability and long-term sustainability of municipalities by providing support for regional collaboration and capacity-building initiatives.</p> <p>The ACP program is designed to support municipalities in attaining the following key program outcomes:</p> <ul style="list-style-type: none"> <li>▪ new or enhanced regional municipal services;</li> <li>▪ improved municipal capacity to respond to municipal and regional priorities; and</li> <li>▪ effective intermunicipal relations through joint and collaborative activities.</li> </ul> <p>Intermunicipal Collaboration Component - Deadline TBA  Mediation and Cooperative Process component - Deadline February 1, 2018  Municipal Restructuring Component - Deadline February 1, 2018  Strategic Initiatives Component - Deadline February 1, 2018  Municipal Internship Component - Deadline October 1, 2017</p>