

A photograph of a bison standing in a field of tall, golden grass. The bison is facing left, with its head turned slightly towards the camera. The background is a hazy, rolling landscape under a clear sky. The text "Regional Municipality of Wood Buffalo" and "Quarterly Financial Report" is overlaid on the top half of the image.

Regional Municipality of Wood Buffalo

Quarterly Financial Report

For the quarter ended June 30, 2018



TABLE OF CONTENTS

EXECUTIVE SUMMARY3

BUDGET POSITION.....6

 Operating Budget..... 7

2016 WILDFIRE.....11

 2016 Wildfire..... 12

FINANCIAL POSITION13

 Capital 14

 Investments..... 16

 Debt..... 17

 Grants..... 18



EXECUTIVE SUMMARY

BUDGET POSITION

Operating Budget

As of June 30, 2018, the Municipality is showing an annual projected surplus of \$18.2 million. The annual projected surplus consists of an operating revenue increase of \$11.8 million and an operating expense decrease of \$6.4 million.

Operating Revenues

Year to date operating revenues to June 30, 2018 are \$397.4 million. On an annual basis the revenue projection is \$786.5 million which reflects an increase of \$11.8 million.

Net taxes are projected \$6.6 million higher than budget which is attributed to increased oil well drilling activities (\$0.4 million), increased actual issued property tax billing compared to the budgeted estimate (\$0.7 million) and a reduction in the estimated assessment corrections (expense) as less appeals materialized (\$5.5 million).

Sales and user charges are projected \$3.3 million higher than budget with the introduction of new revenue streams for dewatered biosolid sludge (\$0.6 million) and external waste water treatment sewage fees (\$0.2 million) combined with increased cost reimbursements received for insurance fees for Jubilee Center operations, wide load fees, snow dumping fees due to higher snowfall, and other small reimbursements (\$0.6 million).

Rentals are projected \$0.6 million higher than budget from back rent received in 2018.

Licenses and permits are projected higher than budget due to permits reimbursed from the Red Cross (\$2.2 million) partially offset by lower construction activity (\$0.6 million).

Operating Expenses

Year to date operating expenses to June 30, 2018 are \$352.3 million. On an annual basis the expense projection is \$768.2 million which reflects a decrease of \$6.4 million.

Salaries, Wages and Benefits are projected \$5.0 million lower than budget due to vacancies.

Contracted and General Services are projected \$1.0 million lower than budget mainly due to cost savings from lower quotations received for engineering consulting fees, deferred consulting fees for the MDP project (\$0.4 million) and reduced charges in contracted services for the intersection cameras that were offline for a few months (\$0.5 million).

Purchases from other governments decreased by \$1.0 million due to lower charges for RCMP services.

Materials, Goods, Supplies and Utilities are projected lower than budget by \$0.5 million as the secondary caustic line work at the Fort McMurray Water Treatment Plant is deferred until 2019 and will be added to the capital budget.

Interest on long-term debt increased by \$0.9 million due to a budget error; year-end debenture interest was miscalculated.

2016 WILDFIRE

The Municipality has spent \$196.0 million in recoverable wildfire costs since May 2016. To date the Province has advanced \$148.7 million for reimbursable expenses; Red Cross has advanced \$5.0 million and our insurance provider has advanced \$29.6 million.

Administration is working with the Province and the Insurer to quantify claims. The Red Cross has entered into an agreement with the Municipality to cover \$10 million of certain wildfire related costs and has advanced \$5.0 million, of which \$1.2 million has been spent on operating expenses, \$2.2 million has been received for permits not charged to residents and \$0.5 million has been spent on capital expenses towards this initiative. The Municipality has an agreement with Government of Alberta Agriculture and Forestry to cover \$10.5 million of certain FireSmart wildfire related costs and has advanced \$7.0 million, of which \$1.1 million has been spent on operating expenses for this agreement.

The Wood Buffalo Recovery Task Force operational costs (as shown on the bottom of page 12) from May 2016 to date are \$7.4 million. The Committee's operational costs are included as part of the overall municipal operating financial statements.

Capital

The Municipality approved the 2018 capital budget of \$251.6 million. At the end of June 2018, amendment reductions of \$12.9 million have occurred. As of June 2018, \$46.2 million has been spent on the delivery of capital projects. The Construction of the Rural Water and Sewer Servicing project is 34% of the total spend.

Investments

The Municipality has \$908.1 million in investment holdings as of June 30, 2018. Return on investments for the first two quarters of 2018 total \$10.4 million with \$7.6 million from investment income and \$2.8 million of interest earned from bank accounts.

Debt

Municipal debt at June 30, 2018 of \$274.4 million has been decreased by \$8.3 million since December 31, 2017 from debt repayment. The Municipality presently has a total debt commitment of \$559.6 million of this \$285.2 million has not been drawn.

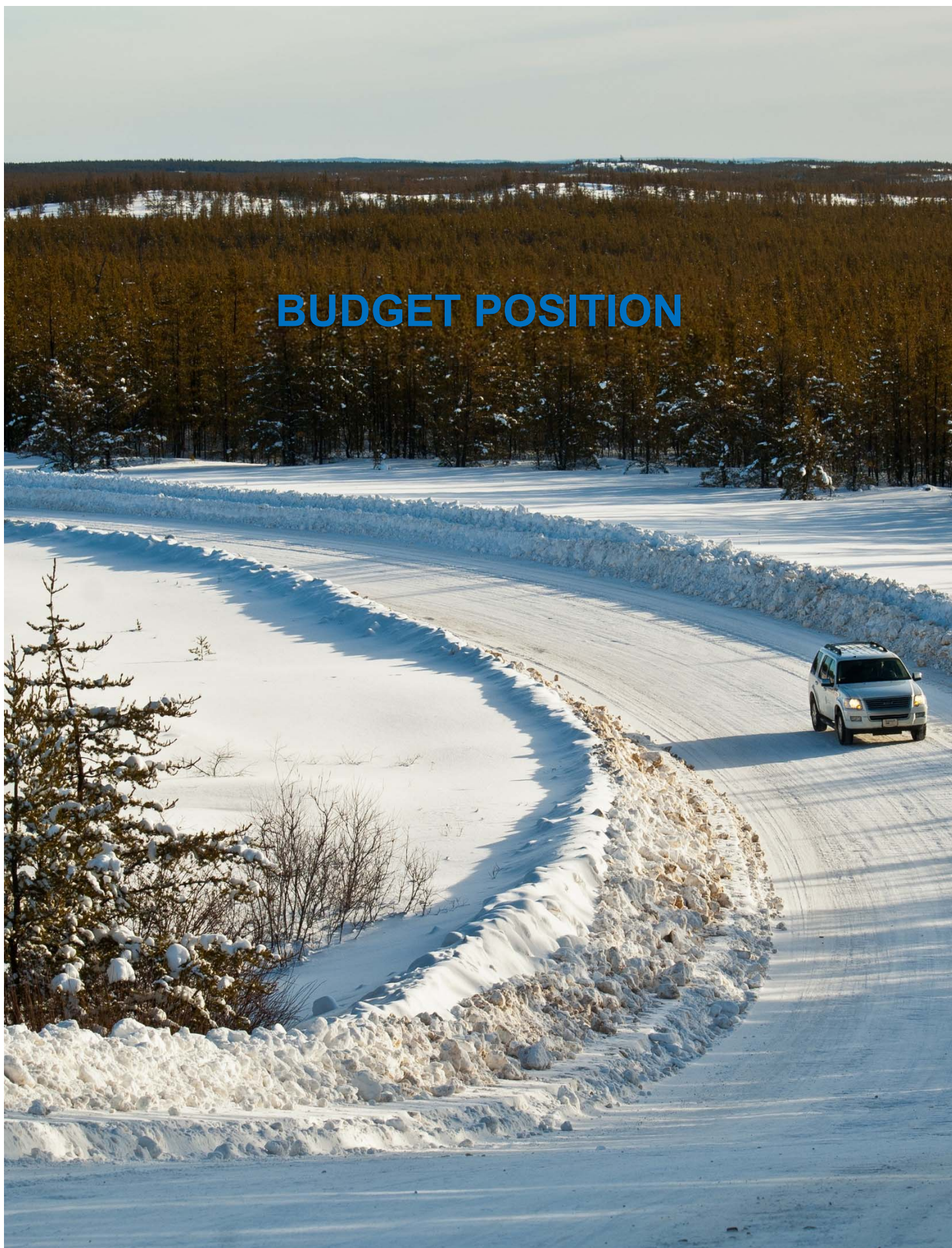
Grants

To date the Municipality has received approval for \$47.0 million in capital grants and \$4.9 million in operating grants.

There are four capital grant applications totaling \$96.6 million that have been submitted for consideration with the government. The capital grant applications include Alberta Community Resilience Program (ACRP) for \$29.2 million, Alberta Municipal Water/Wastewater Program (AMWWP) for \$49.7 million, Green TRIP Grant – round 2 for \$3.4 million and Investing in Canada Infrastructure Program – Green Infrastructure for \$14.4 million.

Research into grant opportunities is an on-going process.

BUDGET POSITION



Operating Budget

REGIONAL MUNICIPALITY OF WOOD BUFFALO

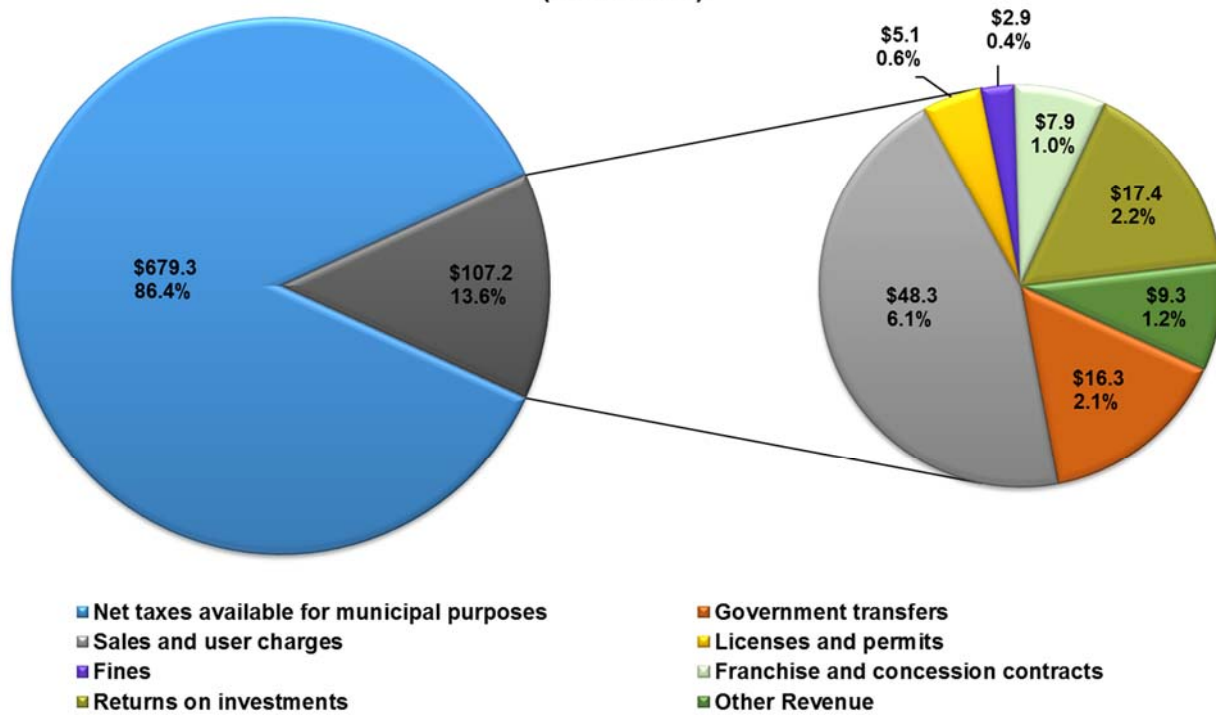
Municipal Operating Revenues and Expenses

For the Period Ending June 30, 2018

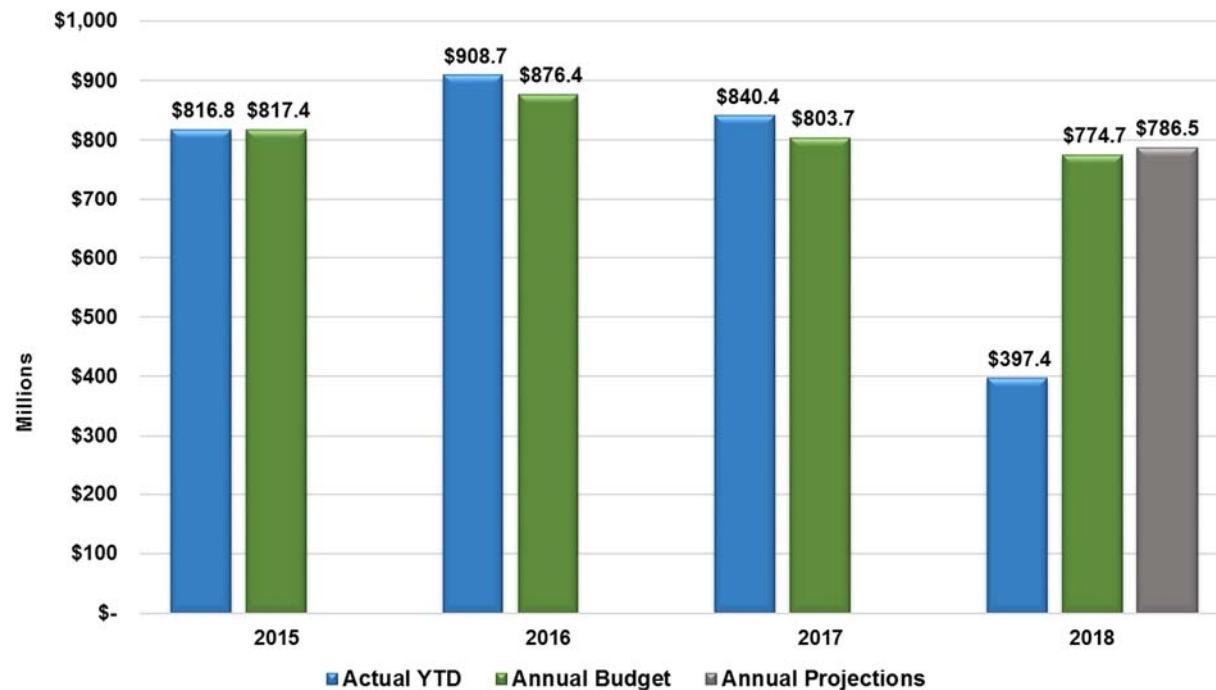
	June Actual YTD (A)	June Budget YTD (B)	YTD Budget Variance Incr (Decr) (A-B)	Annual Budget (C)	Annual Projections (D)	Annual Budget Variance Incr (Decr) (D-C)
Revenue:						
Net taxes available for municipal purposes	\$ 338,988,026	\$ 336,491,376	\$ 2,496,650	\$ 672,728,941	\$ 679,336,515	\$ 6,607,574
Government transfers	9,528,862	7,612,960	1,915,902	16,537,075	16,344,075	(193,000)
Sales and user charges	24,531,116	22,353,449	2,177,667	44,994,740	48,266,740	3,272,000
Sales to other governments	1,016,885	1,305,697	(288,812)	2,596,471	2,596,471	-
Penalties and costs on taxes	2,233,780	2,211,396	22,384	4,312,300	4,184,300	(128,000)
Licenses and permits	3,318,412	1,802,998	1,515,414	3,470,400	5,080,400	1,610,000
Fines	1,129,473	1,519,996	(390,523)	3,040,000	2,945,000	(95,000)
Franchise and concession contracts	4,389,382	3,959,712	429,670	7,919,000	7,919,000	-
Return on investments	10,454,610	8,303,000	2,151,610	17,396,000	17,406,000	10,000
Rentals	1,248,959	737,765	511,194	1,475,300	2,011,100	535,800
Other	525,967	98,102	427,865	185,500	367,500	182,000
	397,365,472	386,396,451	10,969,021	774,655,727	786,457,101	11,801,374
Expenses:						
Salaries, wages and benefits	107,941,156	116,565,218	(8,624,062)	228,541,215	223,499,215	(5,042,000)
Contracted and general services	20,647,878	43,505,587	(22,857,709)	78,295,569	77,257,383	(1,038,186)
Purchases from other governments	11,815,152	13,834,720	(2,019,568)	27,113,700	26,113,700	(1,000,000)
Materials, goods, supplies and utilities	13,241,125	19,482,861	(6,241,736)	37,269,136	36,768,472	(500,664)
Provision for allowances	(3,953,602)	266,000	(4,219,602)	512,000	762,000	250,000
Transfers to local boards and agencies	-	371,500	(371,500)	743,000	743,000	-
Transfers to individuals and organizations	15,771,003	14,004,523	1,766,480	30,290,410	30,290,410	-
Bank charges and short-term interest	102,762	114,650	(11,888)	228,600	228,600	-
Interest on long-term debt	7,397,252	10,887,000	(3,489,748)	12,734,000	13,651,000	917,000
Other	60,450	89,050	(28,600)	95,150	62,000	(33,150)
Debenture repayment	8,344,352	8,343,000	1,352	17,301,000	17,301,000	-
Transfers to reserves/operations	170,919,889	203,565,958	(32,646,069)	341,531,947	341,531,947	-
	352,287,417	431,030,067	(78,742,650)	774,655,727	768,208,727	(6,447,000)
Excess (deficit) operating revenues over expenses	\$ 45,078,055	\$ (44,633,616)	\$ 89,711,671	\$ -	\$ 18,248,374	\$ 18,248,374

Operating Budget (continued)

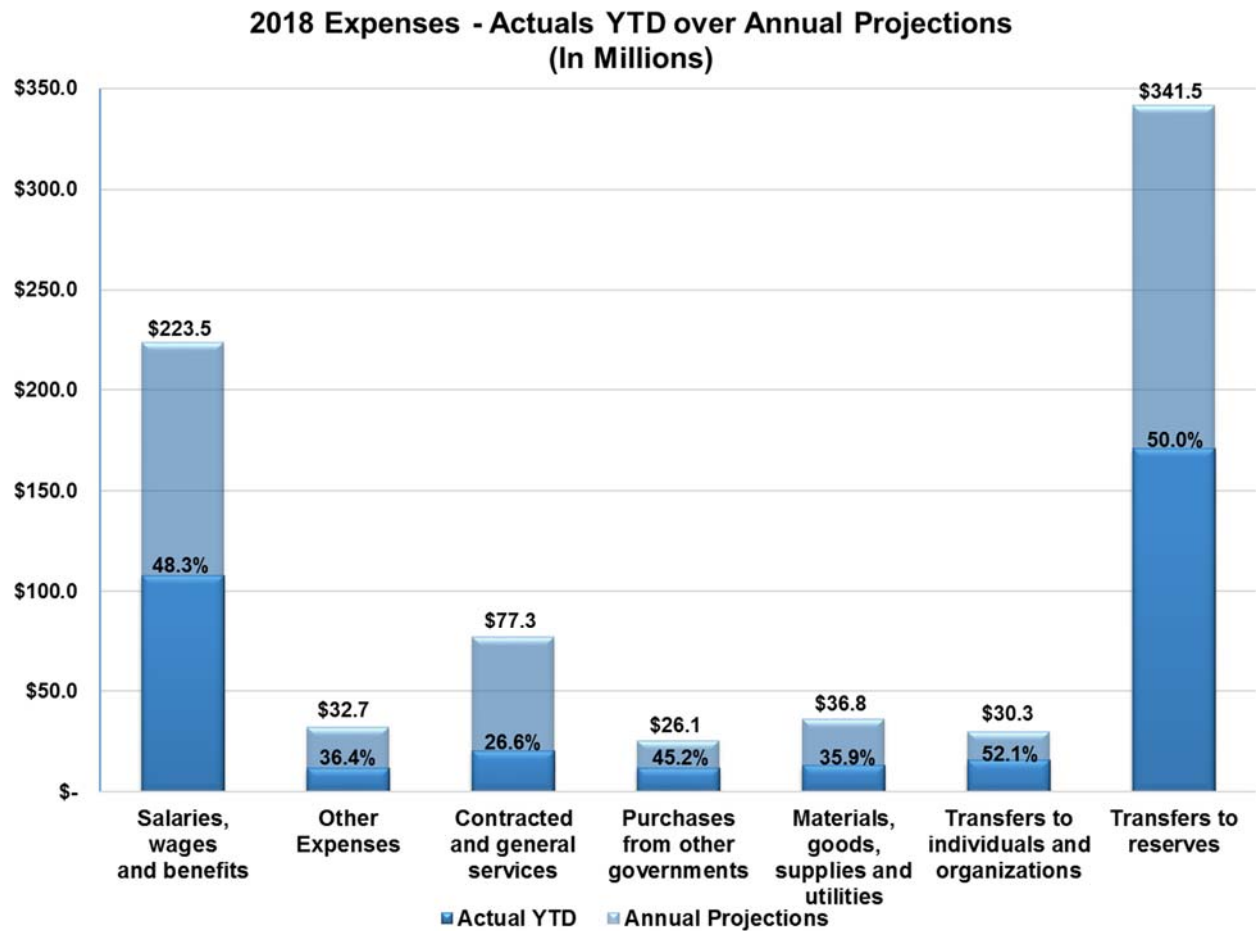
**2018 Revenue - Annual Projections
(In Millions)**



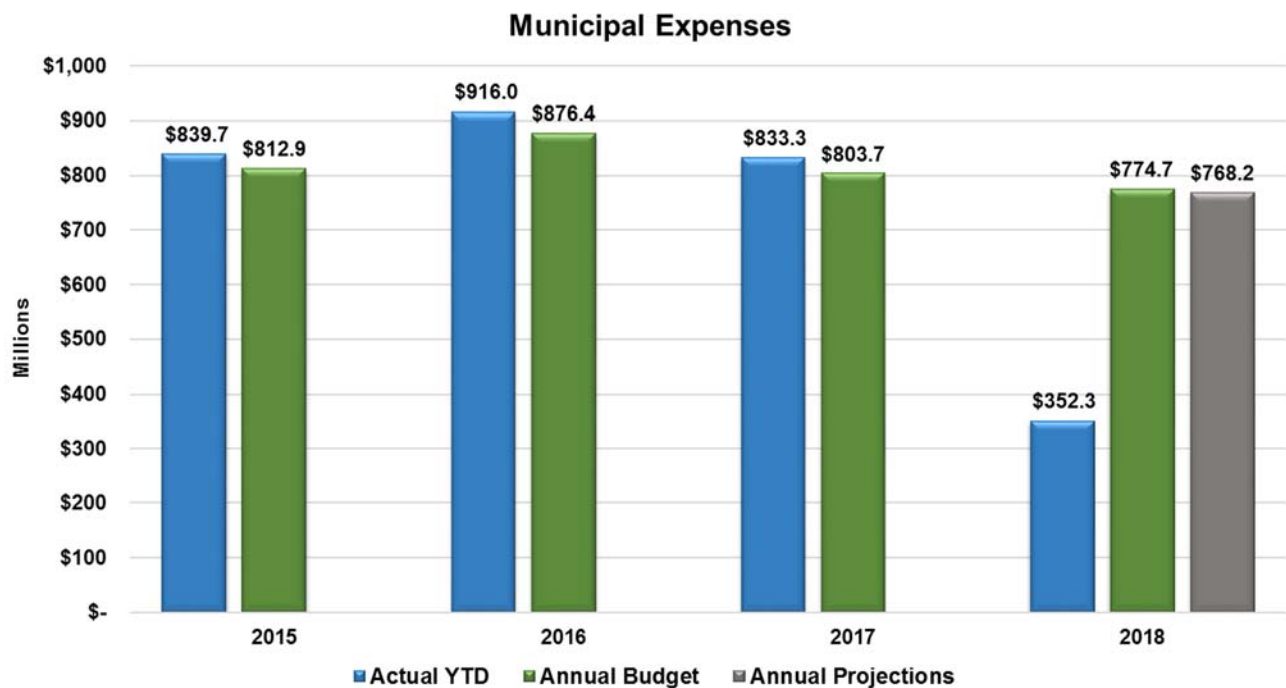
Municipal Revenues



Operating Budget (continued)



**Note - Percentages reflect actual YTD percentage of annual budget*



Operating Budget (continued)

REGIONAL MUNICIPALITY OF WOOD BUFFALO

Operating Summary Report by Division

For the Period Ending June 30, 2018

	June Actual YTD (A)	June Budget YTD (B)	YTD Budget Variance Incr (Decr) (A-B)	Annual Budget (C)	Annual Projections (D)	Annual Budget Variance Incr (Decr) (D-C)
Mayor and Council						
Revenues	\$ -	\$ -	\$ -	\$ -	\$ -	\$ -
Expenses	510,378	648,072	(137,694)	1,325,320	1,278,320	(47,000)
Division Surplus (Deficit)	(510,378)	(648,072)	137,694	(1,325,320)	(1,278,320)	47,000
Chief Administrative Officer						
Revenues	65,589	19,175	46,414	22,000	22,000	-
Expenses	2,245,715	2,812,724	(567,009)	5,907,420	5,836,906	(70,514)
Division Surplus (Deficit)	(2,180,126)	(2,793,549)	613,423	(5,885,420)	(5,814,906)	70,514
Chief Financial Officer						
Revenues	7,120,845	4,485,860	2,634,985	10,481,975	11,074,975	593,000
Expenses	81,234,834	58,661,750	22,573,084	116,308,049	113,173,830	(3,134,219)
Division Surplus (Deficit)	(74,113,989)	(54,175,890)	(19,938,099)	(105,826,074)	(102,098,855)	3,727,219
Communications and Stakeholder Relations						
Revenues	44,924	35,000	9,924	75,000	75,000	-
Expenses	2,179,378	2,404,295	(224,917)	4,638,382	4,645,382	7,000
Division Surplus (Deficit)	(2,134,454)	(2,369,295)	234,841	(4,563,382)	(4,570,382)	(7,000)
Engineering						
Revenues	3,205	3,300	(95)	7,000	7,000	-
Expenses	2,747,862	4,311,850	(1,563,988)	8,114,768	7,540,418	(574,350)
Division Surplus (Deficit)	(2,744,657)	(4,308,550)	1,563,893	(8,107,768)	(7,533,418)	574,350
Environmental						
Revenues	22,297,848	21,934,624	363,224	43,726,230	45,851,630	2,125,400
Expenses	21,840,346	28,692,403	(6,852,057)	54,310,246	53,201,514	(1,108,732)
Division Surplus (Deficit)	457,502	(6,757,779)	7,215,281	(10,584,016)	(7,349,884)	3,234,132
Human Resources						
Revenues	5,372	-	5,372	11,700	11,700	-
Expenses	4,926,701	5,207,690	(280,989)	10,067,963	10,196,963	129,000
Division Surplus (Deficit)	(4,921,329)	(5,207,690)	286,361	(10,056,263)	(10,185,263)	(129,000)
Indigenous and Rural Relations						
Revenues	2,118	420	1,698	840	840	-
Expenses	1,139,791	1,490,538	(350,747)	2,705,248	2,741,298	36,050
Division Surplus (Deficit)	(1,137,673)	(1,490,118)	352,445	(2,704,408)	(2,740,458)	(36,050)
Planning and Development						
Revenues	2,700,223	3,568,400	(868,177)	7,011,800	6,403,400	(608,400)
Expenses	13,681,929	15,919,658	(2,237,729)	30,989,762	28,900,806	(2,088,956)
Division Surplus (Deficit)	(10,981,706)	(12,351,258)	1,369,552	(23,977,962)	(22,497,406)	1,480,556
Public Works and Transit Services						
Revenues	1,939,711	990,369	949,342	1,785,300	2,734,100	948,800
Expenses	48,013,979	62,291,200	(14,277,221)	119,474,539	120,138,278	663,739
Division Surplus (Deficit)	(46,074,268)	(61,300,831)	15,226,563	(117,689,239)	(117,404,178)	285,061
Regional Emergency Services						
Revenues	4,965,370	4,933,029	32,341	9,893,751	9,912,751	19,000
Expenses	18,905,799	20,440,175	(1,534,376)	39,671,968	38,589,693	(1,082,275)
Division Surplus (Deficit)	(13,940,429)	(15,507,146)	1,566,717	(29,778,217)	(28,676,942)	1,101,275
Wood Buffalo Recovery Committee						
Revenues	2,469,381	26,000	2,443,381	50,000	2,250,000	2,200,000
Expenses	266,556	71,601	194,955	137,810	137,810	-
Division Surplus (Deficit)	2,202,825	(45,601)	2,248,426	(87,810)	2,112,190	2,200,000
Corporate						
Revenues	355,750,886	350,400,274	5,350,612	701,590,131	708,113,705	6,523,574
Expenses	154,594,149	228,078,111	(73,483,962)	381,004,252	381,827,509	823,257
Division Surplus (Deficit)	201,156,737	122,322,163	78,834,574	320,585,879	326,286,196	5,700,317
Municipal Operations Revenue	397,365,472	386,396,451	10,969,021	774,655,727	786,457,101	11,801,374
Municipal Operations Expenses	352,287,417	431,030,067	(78,742,650)	774,655,727	768,208,727	(6,447,000)
Municipal Surplus (Deficit)	\$ 45,078,055	\$ (44,633,616)	\$ 89,711,671	\$ -	\$ 18,248,374	\$ 18,248,374



2016 Wildfire

Wildfire 2016 Recoverable Costs Summary

May 1, 2016 to June 30, 2018

	Approved Submissions	Submitted - Not Yet Approved	In Preparation	Total
Response Costs	\$ 85,438,724	\$ 29,047,879	\$ 7,730,772	\$ 122,217,375
Recovery Costs	8,187,208	23,429,168	22,824,528	54,440,904
Insurable Costs	17,895,520	-	-	17,895,520
Red Cross Funded Costs	-	248,686	160,727	409,413
Fire Smart Funded Costs	-	-	1,068,317	1,068,317
Total Wildfire 2016				
Recoverable Costs	\$ 111,521,452	\$ 52,725,733	\$ 31,784,344	\$ 196,031,529

Municipal 2016 Wildfire Recoverable Costs Details

May 1, 2016 to June 30, 2018

	Response Actual	Recovery Actual	Insurance Actual	Red Cross Actual	FireSmart Actual	Total Actual
Cost Reimbursements:						
Disaster Recovery Program Funding	\$ 121,742,874	\$ 54,440,904	\$ -	\$ -	\$ -	\$ 176,183,778
Red Cross Advance	-	-	-	1,209,588	-	1,209,588
FireSmart Advance	-	-	-	-	1,116,177	1,116,177
Insurable Advance	-	-	17,895,521	-	-	17,895,521
Welcome BBQs Funding	454,875	-	-	-	-	454,875
Refunded permits	-	-	-	(800,175)	-	(800,175)
Fort McMurray Airport - reimbursement	20,505	-	-	-	-	20,505
	122,218,254	54,440,904	17,895,521	409,413	1,116,177	196,080,269
Reimbursable Expenses:						
Salaries, wages and benefits	6,164,918	3,753,656	-	15,414	-	9,933,988
Contracted and general services	105,279,419	50,095,184	17,895,521	102,204	1,066,890	174,439,218
Materials, goods, supplies and utilities	10,773,037	592,064	-	291,545	1,427	11,658,073
Other Expenditures	-	-	-	250	-	250
	122,217,374	54,440,904	17,895,521	409,413	1,068,317	196,031,529
Excess (Deficit) of Cost Reimbursements**	\$ 880	\$ -	\$ -	\$ -	\$ 47,860	\$ 48,740

* Wildfire reimbursable costs above are not included in the municipal operating results.

** Excess (deficit) funding for June 2018 will be done in July 2018

Municipal 2016 Wildfire Operating Costs

May 1, 2016 to June 30, 2018

	December 2016 Actual YTD	December 2017 Actual YTD	June 2018 Actual YTD	May 2016 - June 2018 Actuals
Expenses:				
Salaries, wages and benefits	\$ 1,187,044	\$ 1,451,564	\$ 4,941	\$ 2,643,549
Contracted and general services	2,743,498	1,005,955	484,590	4,234,043
Materials, goods, supplies and utilities	85,592	428,034	(37,061)	476,565
Other Expenditures	400	50	(25)	425
Wood Buffalo Recovery Committee				
Operating Expenses	\$ 4,016,534	\$ 2,885,603	\$ 452,445	\$ 7,354,582

FINANCIAL POSITION



Capital

Capital Project Spending

Capital expenditures are funds used by the Municipality to acquire or upgrade physical assets considering end of life cycle needs. The Municipality approved the 2018 budget of \$251.6 million. At the end of June 2018 capital amendment reductions of \$12.9 million have occurred. Below is a summary of capital project spending to June 30, 2018.

REGIONAL MUNICIPALITY OF WOOD BUFFALO

Capital Project Spending

For the Period Ending June 30, 2018

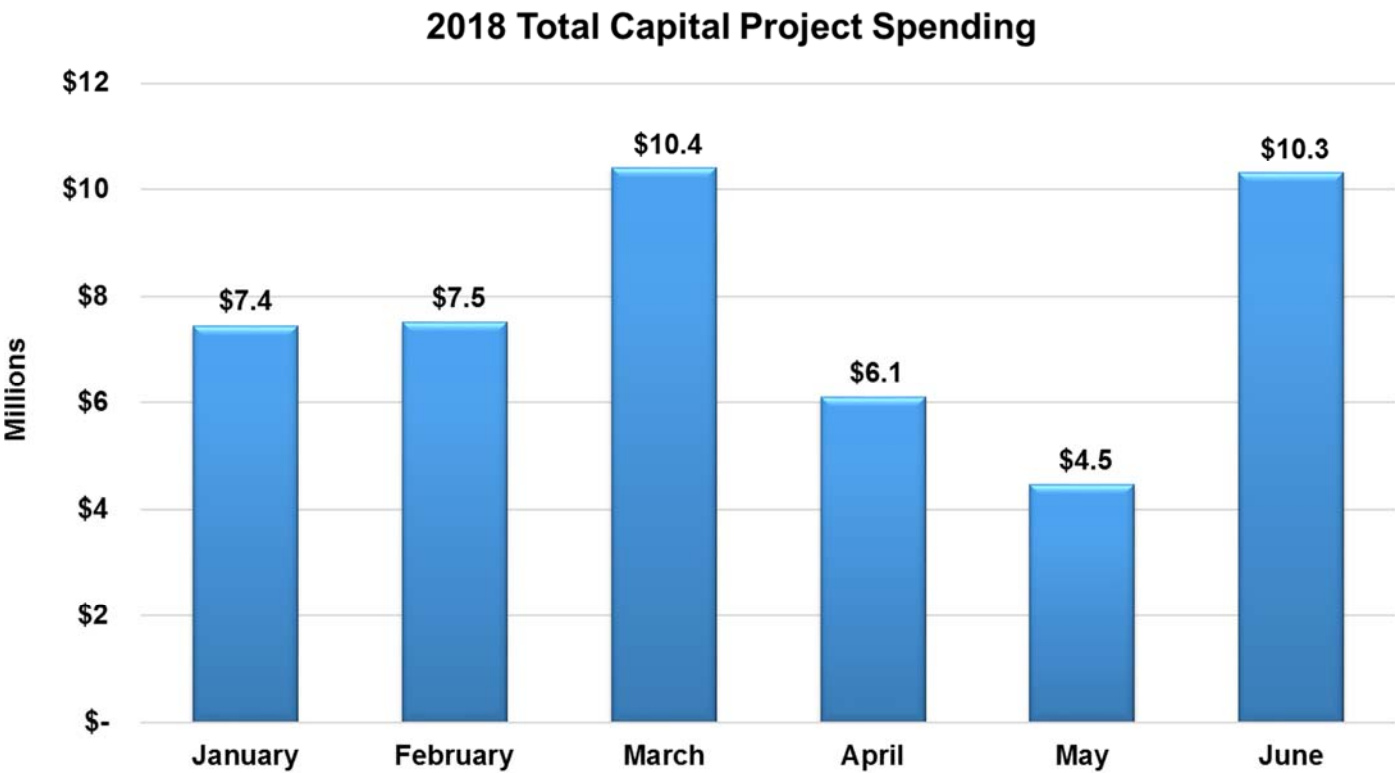
Project Name	June 2018 Actual YTD \$
Top 20	
Rural Water and Sewer Servicing - Construction	\$ 15,884,738
Conklin Multiplex - Construction	5,248,169
Rural Infrastructure Rehabilitation 2015-2017 - Construction	2,426,019
Clearwater Drive (Prairie Loop Boulevard)	2,258,991
King Street Bridge Rehabilitation	1,885,234
Urban Infrastructure Rehabilitation 2017 - Construction	1,832,995
Thickwood Reservoir Replacement - Construction	1,742,037
2016 Heavy Equipment Replacements	1,481,491
Building Life Cycle 2014-2016	1,089,996
Urban Infrastructure Rehabilitation 2014-2016 - Construction	1,081,798
MacDonald Island Park Sustaining Capital Grant 2018	1,000,000
Anzac Fire Hall - Construction	993,892
Urban Infrastructure Rehabilitation 2016-2018 - Design	972,162
Lift Station Upgrades (South)	634,719
Thickwood Perimeter Sewer - Design	574,299
Fort MacKay Fire Hall - Design	554,915
Land Acquisition 2013-2014	510,822
Three Wild Land Sprinkler Trailers - Regional Emergency Services	501,000
Southwest Water Supply Line Phase 1 - Construction	498,121
Grayling Terrace Lift Station - Construction	436,035
All Other Project Costs	4,632,273
Total Capital Spending	\$ 46,239,706

**Spending equals total Settlement for the month driven by Service Entry Sheet entries on capital internal orders*

Capital (continued)

Total Capital Spending

During the year to June 2018, a total of \$46.2 million was spent on the delivery of capital projects. Below illustrates the monthly spending for capital project delivery to June 2018.



**Spending equal totals added to assets under construction during the month.*

Investments

The Investment Policy FIN-140, outlines the investment objectives, benchmarks and parameters. This Policy is reviewed annually by Administration with changes recommended to Council for approval. Permissible investments are restricted to fixed income securities that meet the investment objectives and parameters.

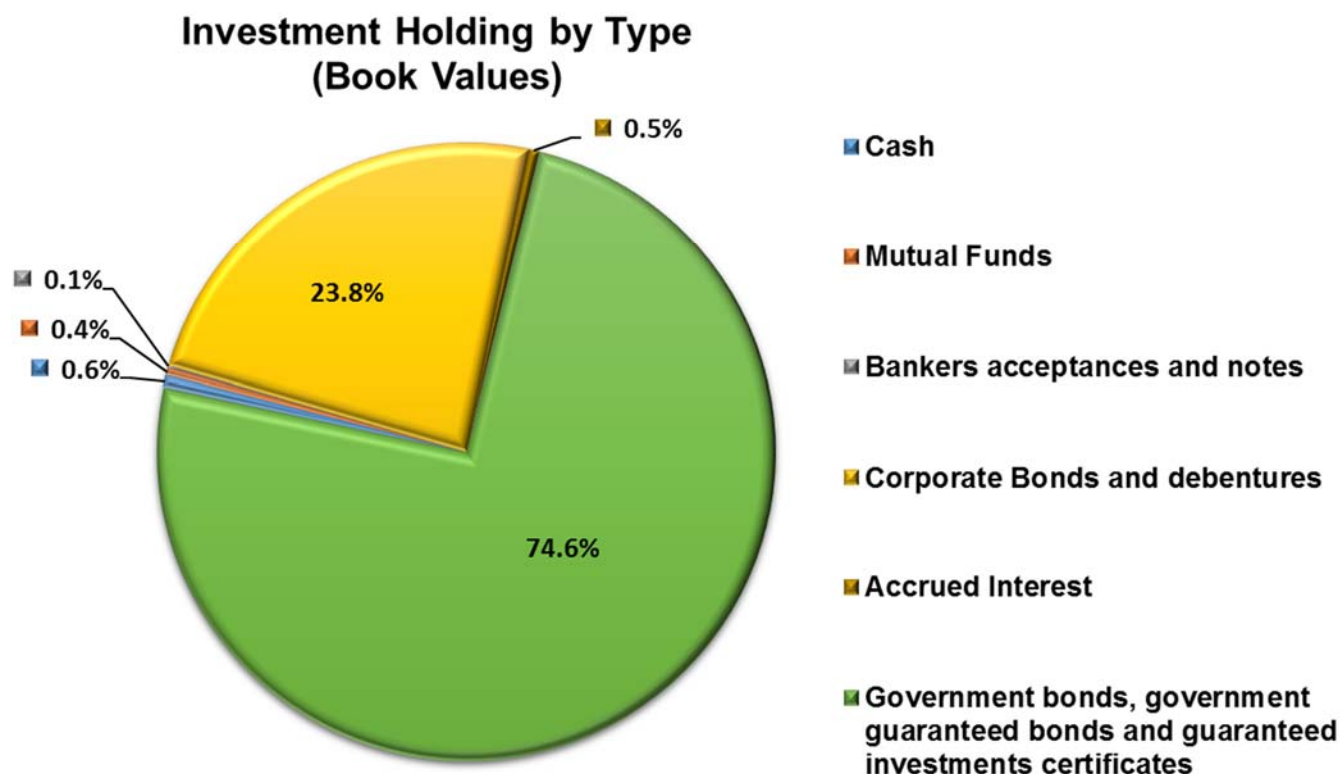
The table below shows the activity in the investment holdings for each investment type. As of June 30, 2018, the Municipality has investment holdings with an amortized cost of \$908.1 million and a market value of \$901.9 million.

Investment Holdings

(In Millions)

Type:	Amortized Cost @ December 31, 2017	Amortized Cost @ June 30, 2018	Market Value @ June 30, 2018
Cash	\$ 43.8	\$ 5.9	\$ 5.9
Mutual Funds	60.1	3.3	3.3
Bankers acceptances and notes	3.0	1.3	1.3
Corporate Bonds and debentures	167.6	215.9	212.1
Accrued Interest	2.7	4.8	4.8
Government bonds, government guaranteed bonds and guaranteed investments certificates	653.2	676.9	674.5
Total	\$ 930.4	\$ 908.1	\$ 901.9

Returns on investments to June 2018 are \$10.4 million with \$7.6 million from investment income and \$2.8 million of interest earned from bank accounts.



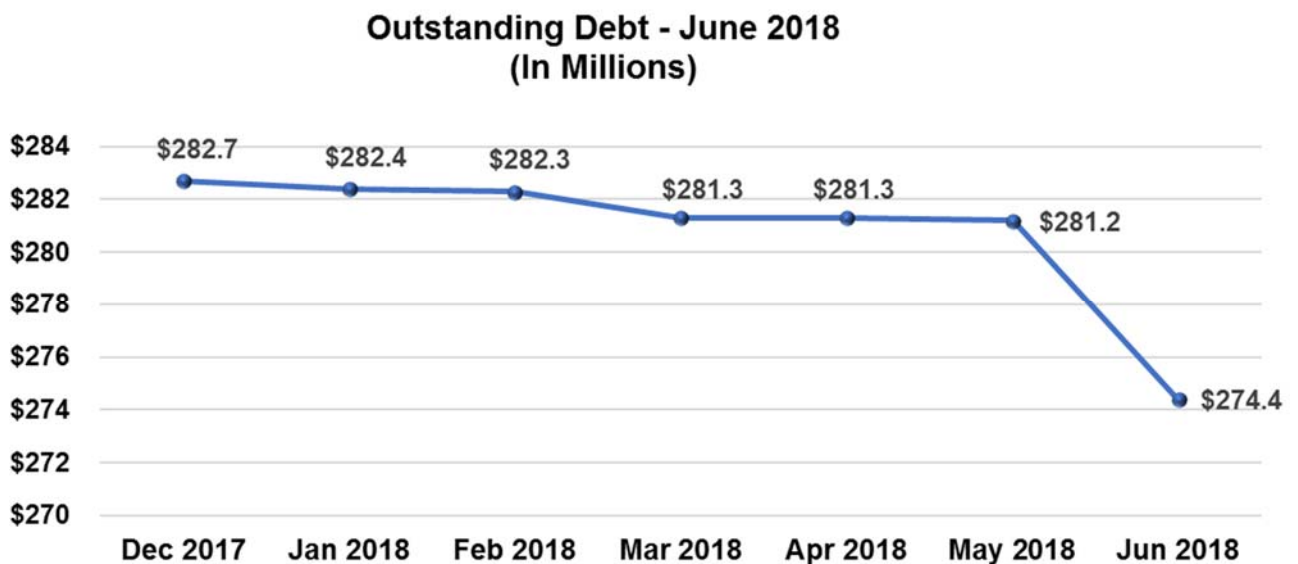
Debt

Authority to incur debt for municipalities in Alberta is granted through Alberta Regulation (AR) 255/2000 of the Alberta Municipal Government Act (MGA) and in special cases, variation can be granted through a Ministerial Order. Sections 251 through 274 of the MGA provides guidance regarding indebtedness for operating and capital purposes.

The general debt limits for municipalities in Alberta allow for debt of 1.5 times revenue and 0.25 times revenue for debt service. Regional Municipality of Wood Buffalo's debt limit is set at 2 times revenue and debt service limit is set at 0.35 times revenue through AR255/2000.

Council, through the Debt Management Policy (FIN-120), set the Municipality's limits at 85% of the Alberta Debt Limit Regulation (AR) 255/2000.

As of June 30, 2018, the Municipality has \$274.4 million in debt outstanding, \$285.2 million in undrawn debt and a total debt commitment of \$559.6 million.



There is net decrease in debt from December 31, 2017 to June 30, 2018 by \$8.3 million due to principal payments.

Grants

REGIONAL MUNICIPALITY OF WOOD BUFFALO
Summary of Capital and Operating Grants Awarded
As At June 30, 2018

Past & Current Capital Grants	2018	2013-2017	Information
Provincial and Federal Allocations			
Basic Municipal Transportation Grant (BMTG)	\$ -	\$ 4,604,388	This program has been rolled into the MSI Grant as of 2014.
Federal Gas Tax Fund (FGTF)	6,324,684	30,954,382	\$6,000,000 budgeted in 2017. Actual allocations determined by Federal and Provincial Budgets.
Municipal Sustainability Initiative (MSI)	16,944,998	132,528,498	\$18,000,000 budgeted in 2017. Actual allocations determined by Provincial Budget.
MSI Additional	23,571,422	12,079,872	BMTG was rolled into this program in 2014.
			Part of 2014 Provincial Fiscal Budget ending March 31, 2015.
Engineering			
Alberta Community Partnership (ACP)	-	779,000	Fort Chipewyan Swimming Pool.
Alberta Community Resilience Program (ACRP)	-	10,000,000	Flood Mitigation Project (Deferred).
Alberta Municipal Water/Wastewater Partnership (AMWWP) - Conklin WTP Phase 1 Expansion	-	4,286,347	Original approval in 2004 was for a \$922,500 contribution under the AMWWP program. A cost revision funding request was submitted in 2016 which resulted in additional AMWWP contribution of \$4,286,347 under AMWWP. Total grant \$5,208,847.25.
Alberta Municipal Water/Wastewater Partnership (AMWWP) - Conklin WTP Phase 2 Upgrades - Construction	-	764,354	Application submitted Nov 2015. Revised November 2016. Approved for \$764,354 representing 27% of eligible costs.
Alberta Municipal Water/Wastewater Partnership (AMWWP) - Fort Chipewyan WTP Expansion	-	19,756,092	Application submitted Nov 2015. Revised January 21, 2016. Approved for \$19,756,092 representing 69.64% of eligible costs.
Alberta Transportation - Project Specific Grant	-	2,000,000	Highway 69 Intersection improvements at West Airport Boundary Road.
Alberta Transportation - Project Specific Grant	-	853,891	Highway 63 intersection improvements at Highway 69 and Mackenzie Blvd.
Alberta Transportation - Project Specific Grant	-	57,399	Landfill Access Upgrading.
Community Facility Enhancement Program (CFEP)	123,500		The Ptarmigan Nordic Ski Club with the support of the Regional Municipality of Wood Buffalo has secured a grant to offset 50% of the cost of the Furniture, Fixtures and Equipment required for the Doug Barnes Cabin Expansion - Construction project.
Flood Recovery and Erosion Control Program	-	7,043,525	Five Riverbank Protection Projects.
Strategic Transportation Infrastructure Program (STIP)	-	574,035	Fort Chipewyan Winter Road Culvert Replacement (\$765,380 total cost) 75% approved
Western Economic Diversification Canada	-	445,160	2017 - Anzac Community Centre Upgrades, 2013 - Westwood/Westview Community Park upgrade.
Public Works and Transit Services			
GreenTRIP Round 1	-	26,670,000	Transit Facility.
GreenTRIP Round 1	-	9,255,000	Transit Bus Purchases.
GreenTRIP Round 3	-	6,459,000	Bus Bay Turn-out project
GreenTRIP Round 3	-	842,560	Airporter/Paratransit
GreenTRIP Round 3	-	1,276,667	Shelter Additions.
GreenTRIP Round 3	-	21,570,614	Intelligent Transportation System.
Public Transit Infrastructure Program (PTIF)	-	3,451,000	Bus Bay Turn-out project
Regional Emergency Services			
9-1-1 Grant	-	320,000	2015 Amount was transferred from Operating for Capital Project. 2016 Amount is Q1 and Q2 amount. The grant runs from July 1st to June 30th annually. 9-1-1 Grants are calculated quarterly based on 9-1-1 revenue and population served by the Public Safety Answering Point (PSAP).
Total Capital Grants	\$ 46,964,604	\$ 296,571,783	

Grants (continued)

Capital Grant Applications in Progress	Amount	Information
Engineering		
Access to Regional Drinking Water Systems (UNDRIP)	\$ -	A new funding opportunity is being administered by Alberta Transportation and Alberta Indigenous Relations Department. Provincially, there is \$100 M available over the next 4 years (\$25M per year). Funding would be available to integrate drinking water systems with federally supported water systems. The goal is to bring clean, reliable drinking water to all First Nations across the province. First Nations would have the support of Indigenous and Northern Affairs Canada INAC) for their portion.
Alberta Community Resilience Program (ACRP)	29,170,000	The Alberta Community Resilience Program (ACRP) is a multi-year grant program supporting the development of long-term resilience to flood and drought events, while supporting integrated planning and healthy functioning watersheds. The next submission deadline is September 30, 2018 for 2019-20 fiscal funding. Engineering submitted an application for eligible components of the Prairie Loop Boulevard Phase 2 and Phase 4 projects in 2017 and while the applications did not receive funding in the 2018-2019 fiscal year, the application will remain on file for consideration in 2019-2020. Given the complexity and cost of the project, the RMWB is working on other opportunities including the Investing in Canada Infrastructure Program and the Disaster Mitigation Adaptation Fund.
Alberta Municipal Water/Wastewater Program (AMWWP)	49,684,116	The application for funding of the Rural Water and Sewer Servicing (RWSS) Project was originally submitted in 2015 and was updated for the 2017/2018 AMWWP program. Estimated eligible costs are \$54.5M. If successful, the program could fund up to 75% of these costs. Also, additional grant funds of \$4,050,246 have been requested for the Fort Chipewyan Water Treatment Expansion Project. This project was awarded a grant in 2016 of approximately \$19.7M based on estimates. The projects actual costs are higher than originally estimated so additional grant funding has been requested. In 2018, an application was submitted for the Fort Chipewyan Lift Station #1. Estimated eligible cost is \$6.9M. If successful, the grant may fund approximately 69% of the eligible costs.
Investing in Canada Infrastructure Program - Green Infrastructure	14,380,000	The RMWB is seeking federal and provincial funding for flood mitigation work on Reaches 7,8 and 9. Total project cost for these sections is estimated at \$19.7M.
Public Works and Transit Services		
GreenTRIP Grant - Round 2	3,401,870	Application submitted in GreenTRIP Grant Round 2 for 66 2/3 % of project costs. Funding requested - Transit Terminal - \$3,401,870. Consideration of application is on hold until location of transit terminal has been determined.
Total Capital Grant in Progress	\$ 96,635,986	

Operating Grant Applications in Progress	Amount	Information
Chief Financial Officer		
Community Inclusion Grant - Diversity & Inclusion Employee Census 2019	\$ 10,000	An application has been submitted for \$10,000 Community Inclusion Grant funding from the Alberta Justice and Solicitor General - Human Rights, Education and Multicultural Fund. If approved, the funding would be used for the Diversity & Inclusion Employee Census 2019 project which has a project budget of \$15,240.
Human Resources		
Connect to Innovate	\$ 3,041,055	The Connect to Innovate program will invest up to \$500 million by 2021, to bring high-speed Internet to rural and remote communities in Canada. This program will support new "backbone" infrastructure to connect institutions like schools and hospitals with a portion of funding for upgrades and "last-mile" infrastructure to households and businesses. Application was submitted by IT April 2017. Estimated project costs \$6,486,432. Funding requested \$3,041,055.
Public Works and Transit Services		
FCM's Municipal Asset Management Program (MAMP)	50,000	An application is being submitted to FCM's Municipal Asset Management Program (MAMP) to offset the cost of conducting condition assessments of (50) municipal building facilities.
Regional Emergency Services		
AgriSpirit Fund - RES - Fire Training Props	25,000	Regional Emergency Services has applied for a grant of \$25,000 for Fire Training Props.
Total Operating Grant in Progress	\$ 3,126,055	

Grants (continued)

Unsuccessful Capital and Operating Applications	2018	2013-2017	Additional Information
2015 Alberta Blue Cross - Healthy Communities Grant	\$ -	\$ 50,000	Application submitted for Father Turcotte School Playground Design Build.
2016 Alberta Blue Cross - Healthy Communities Grant	-	50,000	Application submitted for Father Turcotte School Playground Design Build.
2017 Edible Trees Program	-	4,000	Tree Canada 2017 Edible Trees Program offers funding up to \$4,000 and other resources for community-based projects that provide residents with access to fresh fruit and nut trees. Application deadline was February 24, 2017. Parks submitted an application for funding but were not successful.
AMWWP - Water for Life (WFL) Program	-	50,000,000	An application was submitted for the Southeast 881 Water Supply Line. Based on potential cost share ratios and eligible components, the estimated grant request for this project is approximately \$50M. This project was not approved as the RMWB received funding from this program for the original SE 881 Water Supply Line and therefore are not eligible for funding for the current project.
Building Canada - Small Communities Fund	-	6,000,000	Applications submitted for two projects - Beacon Hill Outfall and Pipeline Upgrade and the Rural Water and Sewer Servicing.
Canada 150 Community Infrastructure Program	-	500,000	Application submitted for Cricket Pitch Upgrades - Syncrude Athletic Park Project.
Canada 150 Program	-	200,100	Application submitted for \$200,100 towards the upgrade of the playground at St. Kateri School (Community Playground Replacement IO 600864). Note a separate application under this program was successful (\$200,000) for the Anzac Community Centre Upgrades.
Civil Forfeiture Grant (CFG)	-	200,000	Community and Protective Services submitted a Letter of Intent (LOI) for funding of \$200,000 from the Civil Forfeiture Grant through the Government of Alberta. The project was called the Child Abuse Victim Advocacy Enhancement Project and their partner would have been the Wood Buffalo Child and Youth Advocacy Centre Steering Committee.
Forest Resource Improvement Association of Alberta (FRIAA) - FireSmart Program (EOI's)	-	400,000	The FRIAA FireSmart Program is separate and independent from the Government of Alberta's FireSmart Community Grant Program. On February 23, (4) EOI's were submitted for FireSmart projects in Fort Chipewyan, Gregoire Lake Estates, Thickwood Hill and Anzac. Maximum amount of funding for a single project in this round will be \$200,000 over the life of the project. We have been advised that two of our EOI's (Anzac and GLE) were successful in moving on to the full proposal stage (deadline April 25, 2017) while two EOI's (Fort Chipewyan and Thickwood Hill) were not successful. (Note: Earlier this year, the RMWB successfully secured funding under this program in a previous round in the amount of \$750,000 for hazard reduction activities in Anzac and the Birchwood Trails/Conn Creek area, the development of a mitigation strategy and for a public education program.
Hockey Alberta - Every Kid Every Community Grant	-	5,000	Program grants up to \$5,000 are available for the creation or support of an existing program that will focus on recruiting new players to the game of hockey regardless of age, skill or environmental factors. Community Services applied for this grant to assist with costs related to the Shootout on the Snye. Due to the large volume of applications received, Hockey Alberta advised that they were unable to provide a grant this year but to continue to apply in future years.
Strategic Transportation Infrastructure Program (STIP)	-	594,000	Application was submitted in 2017 for up to 75% funding - Culvert Rehabilitation Hwy 63 at Fort Hills (\$594,000). This bridge file was not recommended for approval because it was not a local road bridge and therefore deemed to be not eligible.
Summer Student Employment Program (STEP)	42,000	-	Human Resources has requested funding for 10 summer student positions at \$4,200 per student.
Tree Canada - Tree to Our Nature	-	5,000	In celebration of Canada's 150th anniversary, Tree Canada will be providing 150 grants of \$5,000 to successful recipients of the Tree to our Nature program. Parks submitted an application for funding in February however it was not successful.
Total Unsuccessful Capital and Operating Applications	\$ 42,000	\$ 58,008,100	

Grants (continued)

Operating Grants	2018	2013-2017	Information
Chief Finance Officer			
Celebrate Canada Grant	\$ 9,000	\$ 27,000	Canadian Heritage provides financial support for Canada Day activities.
Coalitions Creating Equity Program (CCE)	123,000	-	Community Services has developed an application for funding to the Alberta Human Rights and Multiculturalism Grant Program for the Wood Buffalo Equity Coalition Program which will be delivered by the Regional Advisory Committee on Inclusion, Diversity and Equality (RACIDE).
Community Inclusion Grant	10,000	10,000	Alberta Justice and Solicitor General - Human Rights, Education and Multicultural Fund 2016 - Diversity Plan 2016 and Beyond 2018 - Diversity and Inclusion Business Recognition Program
Community Injury Control Fund (CICF) Grant	-	4,000	One time grant in 2014
Conoco Phillips	-	15,000	\$5,000 for Green Teen Program in 2016 and \$10,000 for planters in Anzac in 2014.
Event Tourism Strategy	-	60,000	Payment from Province of Alberta for cultural and tourism events.
Family and Community Safety Program (Children and Youth Service Grant)	-	260,837	Funded by Minister of Human Services to provide advocacy services in the community.
Family & Community Support Services	1,924,513	8,558,220	Provincial level program through Alberta Human Services. Payment is based on population.
Municipal Policing Assistance Grant (MPAG)	1,065,216	6,122,368	Current funding agreement is for two (2) years from April 1, 2018 and ending March 31, 2020. Payment is based on per capita calculation.
Point in Time Count	50,000	-	Community Services was successful securing funding from Employment and Social Development Canada (ESDC) for the "Everyone Counts: the 2018 Coordinated Point-in-Time Count.
Police Officer Grant (POG)	300,000	1,500,000	Current agreement is for two (2) years from April 1, 2018 and ending March 31, 2020.
Victims of Crime Fund - Grant to Victims Services	-	942,602	Grant to provide services that benefit victims or a class or classes of victims during their involvement with the criminal justice process. 2017 - 3 year grant for Victims Services for 2018-2020.
Environmental			
Alberta Recycling Municipal Electronics and Paint Round-up Grant	-	47,225	Alberta Recycling Grant to offset cost to advertise and run the round-up activities.
Alberta Recycling Tire Marshalling Area (TMA)	-	107,343	The 2015 grant is for the purchase and delivery of the concrete blocks for the containment area. Three new applications were submitted in November 2016. Awarded funding of \$30,000 each for Tire Marshalling Areas in Conklin, Janvier and Fort Chipewyan.
Human Resources			
Canada Summer Jobs	-	92,938	2017 - 17 students 2016 - 29 Students.
Careers - The Next Generation	-	4,500	A grant to offset the costs of summer students employed at the Water Treatment Plant. \$15 per hour x 100 hours x 3 students.
Green Job Initiative - Summer Work Experience	11,424	-	2018 - 2 students
Summer Temporary Employment Program (STEP) Program	-	56,100	2017 - 10 Students - \$4,200 per student - \$42,000 total. 2016 - 5 Labourer Positions.

Grants (continued)

Operating Grants (continued)	2018	2013-2017	Information
Indigenous and Rural Relations			
Alberta Indigenous Relations	-	110,000	Grant to assist with the Urban Aboriginal Connection Initiative project - Wood Buffalo Pan Aboriginal Connection project.
Aboriginal Affairs and Northern Development Canada	-	280,363	Funding for the Urban Aboriginal Strategy.
Planning and Development			
Canadian Red Cross -Disaster Response Services Agreement Small Business Program (Phase 3B)	992,472	-	For Support to Small Business Program (Phase 3B) programming for small businesses impacted by the May 2016 Horse River Wildfire disaster in the Regional Municipality of Wood Buffalo
Community and Regional Economic Support (CARES) Program	95,000	750,000	2016 - To support the Back to Business Resource Centre and Business Recovery Expositions. 2018 - To support the development of a five-year Economic Development Strategic Plan
Invest Canada - Community Initiatives (ICCI)	5,500	-	An application submitted by the Economic Development Department for funding for Foreign Direct Investment Tools and Material Development has received approval for \$5,500.
Public Works and Transit Services			
Alberta Recycling Municipal Demonstration Grant	-	30,000	Grant awarded for \$30,000 towards a pour-in-place recycled tire project at the Syncrude Athletic Park.
CN EcoConnexions From the Ground Up	-	25,000	Tree Canada's CN EcoConnexions From the Ground Up program will provide funding up to \$25,000 per project. A minimum of 50% matching funding must come from other sources.
FireSmart Community Grant Program - Government of Alberta	-	238,600	Fire Smart Grant from Alberta Government. No call for applications in 2016.
Forest Resource Improvement Association of Alberta (FRIAA) FireSmart Program	-	750,000	The FRIAA FireSmart Program is separate and independent from the Government of Alberta's FireSmart Community Grant Program. Maximum amount of funding for a single project will be \$400,000 over the life of the project. The RMWW applied for funding for the following Hazard Reduction activities. \$400,000 Birchwood/Conn Creek, \$400,000 Anzac, \$125,000 Mitigation strategy, \$40,000 public education. Applications totaled \$965,000. Actual funding awarded \$750,000.
HWY 63 Traffic Survey & Transportation Demand Model	-	225,000	One time Grant in 2013.
Municipal Recreation/Tourism Areas (MR/TA) Grant (Lake Shore)	-	12,000	Municipal Recreation/Tourism Areas (MR/TA) Grant-Program ended in 2013.
Municipal Recreation/Tourism Areas (MR/TA) Grant (MacDonald Island)	-	12,000	Municipal Recreation/Tourism Areas (MR/TA) Grant-Program ended in 2013.
Municipal Recreation/Tourism Areas (MR/TA) Grant (Vista Ridge)	-	12,000	Municipal Recreation/Tourism Areas (MR/TA) Grant-Program ended in 2013.
TD Friends of the Environment	-	27,019	Eligible projects include Community Gardens, Environmental Education Projects, Outdoor Classrooms, Protection of Endangered Species/Wildlife, Recycling/Composting Programs, Tree Planting and Urban Naturalization Projects, Energy Conservation/Renewable Energy, Research Projects, Habitat restoration. 2017 - Pacific Park Community Garden (Timberlea), 2016 - 20 trees for Dr. Clark School, 2013 - Trees at Fort McMurray First Nation #468.
TD Tree Days	5,000	5,100	2017 - Planting of approximately 150 potted trees and shrubs at Vista Ridge on September 24, 2017. 2018 - Planting of approximately 300 trees and shrubs at Beaconhill Lookout in September 16, 2018.

Grants (continued)

Operating Grants (continued)	2018	2013-2017	Information
Regional Emergency Services			
911 Grant	258,507	1,365,168	The objective of the 911 Grant Program is to strengthen and support local delivery of 911. This is being done using funding generated from a monthly 911 levy on cellphones, and by developing provincial standards for 911. All of this is being done in close collaboration with Alberta's 911 centres. A portion of the 2015 funding is reflected as a capital grant on page 1. A portion of the 2016 grant was transferred from Capital.
2014 Flood Readiness Supplies Grant	-	234,445	One time grant following the flooding of 2013 so that municipalities could replenish their flood-readiness supplies and purchase needed equipment to prepare for future floods.
Emergency Management Preparedness Program (EMPP)	-	11,525	The objective of the Emergency Management Preparedness Program (EMPP) is to provide an effective and cost-efficient grant program for increased emergency management capacity that resulted in an increased number of trained emergency management practitioners. 2016/2017 grant - \$11,525.
Fire Services and Emergency Preparedness Program	-	59,150	The FSEPP has undergone changes and is now known as the Fire Services Training Program (FSTP). The Emergency Management Preparedness Program (EMPP) has also been created and may fund training for other types of emergency preparedness.
Fire Services Training Program (FSTP) (Formerly Fire Services and Emergency Preparedness Program)	5,800	-	This program supports the expansion and enhancement of regional fire service training. The objective is to provide an effective and cost-efficient mechanism for increased training capacity that results in a greater number of trained fire service personnel.
RMWB FireSmart Grant Budget includes approximately \$2.5 M for capital projects	-	10,500,000	The Minister of Agriculture and Forestry has recently committed \$10.5M to the FireSmart program in the RMWB over the next 3 years. This funding will be provided in the form of an Agriculture and Forestry Development Grants and the Regional FireSmart Committee will have oversight over its spending. An application has been completed with input from the RMWB, the Regional FireSmart Committee and Agriculture and Forestry. Funding was approved August 2017.
Wood Buffalo Recovery Committee			
Canadian Red Cross - Recovery Gift (Includes \$3.8 M for FireSmart activities)	-	10,000,000	The Canadian Red Cross Society will provide these funds to further the Alberta Wildfire relief and recovery. Included in the \$10M is \$3.8 M for FireSmart activities.
Wildfire Community Preparedness Day	2,200		Wildfire Community Preparedness Day is held annually in May. FireSmart Canada offers up to \$500 funding awards to implement neighborhood projects. The RMWB received 4 awards of \$500 each plus \$200 towards the cost of refreshments for events held in Gregoire Lake, Sapræ, Ft. Chipewyan and Conklin.
Total Operating Grants	\$ 4,855,432	\$ 42,455,503	

Grants (continued)

Future Grant Opportunities	Information
Chief Financial Officer	
Alberta Community Restorative Justice (ACRJ)	The ACRJ Grant is available to support the delivery of direct restorative justice mediation services, enhance a community's capacity for restorative justice understanding and referral. A total of \$360,000 is available to non-profit organizations, including incorporated non-profit and volunteer organizations, coalitions, local community groups, First Nations, Government of Alberta sanctioned youth justice committees. A maximum of \$50,000 per initiative per year is available for use over a period of up to two years for programs or initiatives using innovative, promising and proven practices. Applications are generally accepted in December.
Alberta Injury Control Fund (AICF)	The goal of the AICF is to improve the well-being of individuals, increase individual and community safety, and reduce unintentional injuries by assisting communities with resources to undertake solutions to local injury problems. The AICF cannot support projects that address intentional injury (such as violence, mental health & suicide, sexual exploitation, bullying). Applications are generally accepted in December annually.
Alberta Traffic Safety Fund (ATSF)	The purpose of the ATSF is to encourage communities and other traffic safety stakeholders to develop and implement community-based, preventative, and collaborative traffic safety projects that support the strategies in Alberta's Traffic Safety Plan (TSF). Small grants (up to \$5,000) and large grants (\$5,001-17,000) are available. Applications for funding are accepted annually by January 31st.
Canada Summer Jobs	Canada Summer Jobs provides funding to help employers create summer job opportunities for students. It is designed to focus on local priorities, while helping both students and their communities. The program provides work experiences for students, supports organizations, including those that provide important community services and recognizes that local circumstances, community needs and priorities vary widely. Canada Summer Jobs provides funding to not-for-profit organizations, public-sector employers and small businesses with 50 or fewer employees to create summer job opportunities for young people aged 15 to 30 years who are full-time students intending to return to their studies in the next school year. Deadline for applications for the 2018 program was February 2, 2018.
Civil Forfeiture Grant (CFG)	Time-limited grant funding between \$50,000 and \$200,000 per project is available for projects lasting up to 2 years. Funded projects must focus on crime prevention and victim services. The RMWB was not successful during the 2016 application intake. Next intake not yet announced however applications are generally accepted in October.
Community Inclusion Grant	Alberta Justice and Solicitor General provides funding from the Human Rights, Education and Multiculturalism Fund for the Community Inclusion Grant program. A maximum grant of \$10,000 per year per municipality is available for projects. A minimum of 25% of the total costs of the project should come from sources other than the fund. Applications are generally accepted annually in September.
Conoco Phillips	Conoco Phillips provides grants from time to time to support education, environment and safety. They also regularly fund social services, youth, health, arts, culture and civic programs.
CRTC (Canadian Radio-television and Telecommunications Commission) Funding	The CRTC is establishing a fund to support projects in areas that do not meet these targets. Applicants will be able to submit funding proposals in order to build or upgrade infrastructure for fixed and mobile broadband Internet access services. The fund will make available up to \$750 million over the first five years, be complementary to existing and future private investment and public funding, focus on underserved areas; and be managed at arm's length by a third party. More details to be released.
Occupational Health and Safety Innovation and Engagement Grants Program (OHS I&E Grants Program)	These grants fund non-profit and public sector organizations for projects aimed at improving OHS awareness, knowledge and action in Alberta. Eligible organizations can apply for grants of up to \$10,000, \$20,000 or \$50,000 in three different categories. There is no call for applications at present however the application deadline is generally October 31st of each year.
Point-in-Time Count ESDC Funding	Employment and Social Development Canada may issue a call for proposals from time to time for a Coordinated Point-in-Time Count. Community Services was successful in their application for funding in 2018.
Status of Women Grant	The Alberta Status of Women Grant Program provides funds to not-for-profit and charitable organizations. The funds are for projects and activities that improve the lives of women and girls in Alberta and relate to one or more of the priority areas of Status of Women: <ul style="list-style-type: none"> • increasing women's economic security • increasing women in leadership and democratic participation • preventing and responding to gender-based violence. Funding is available through two streams: Innovation and Enhancement. Application deadline was January 10, 2018.

Grants (continued)

Future Grant Opportunities (continued)	Information
Chief Financial Officer (continued)	
Summer Temporary Employment Program (STEP) Program	STEP is a 4 - 16 week wage subsidy program that provides funding to eligible Alberta employers to hire high school or post-secondary students into summer jobs from May to August. A standardized wage subsidy of \$7.00/hour to a maximum of 37.5 hours/week will be provided to approved applicants. The deadline for applications for the 2018 program was Feb 9th.
Engineering	
Alberta Community Resilience Program (ACRP)	Flood Mitigation - The Alberta Community Resilience Program (ACRP) is a multi-year grant program supporting the development of long-term resilience to flood and drought events, while supporting integrated planning and healthy functioning watersheds. The next submission deadline is September 30, 2018 for 2019-20 fiscal funding
Alberta Municipal Water/Wastewater Partnership and Water for Life Program	The Alberta Municipal Water/Wastewater Partnership provides cost-shared funding to eligible municipalities to assist in the construction of municipal water supply and treatment and wastewater treatment and disposal facilities. Various initiatives have been included in the program to ensure the needs of Alberta municipalities are met. Applications due November 30th annually.
Clean Water and Wastewater Fund (CWWF) Grant	The Government of Alberta funding will come from the province's Water for Life grant program.
Disaster Mitigation and Adaptation Fund (DMAF)	The Government of Canada has set aside \$2 billion for a Disaster Mitigation and Adaptation Fund. This fund would support the national, provincial and municipal infrastructure required to deal with climate change. Expressions of Interest are due July 31, 2018.
FCM's Municipal Asset Management Program (MAMP)	Up to \$50,000 is available (80% of eligible costs) through the Municipal Asset Management Program (MAMP) for eligible activities including asset management assessments, asset management plans, policies and strategies, data collection and reporting, training and organizational development and knowledge transfer. Applications are received year round on a continuous basis; there are no deadlines to apply.
National Disaster Mitigation Program (NDMP)	The NDMP was established in 2015 to reduce the impacts of natural disasters on Canadians by focusing investments on significant, recurring flood risk and costs; and advancing work to facilitate private residential insurance for overland flooding. Provincial and territorial governments are the eligible recipients for funding under the NDMP. However, provincial and territorial authorities may collaborate with, and redistribute funding to eligible entities, such as municipal or other local governments, public sector bodies, private sector bodies, band councils, international non-government organizations or any combination of these entities. Intakes are generally announced in the summer with the closing date being October 31. Communities and municipalities who are interested in the NDMP proposal submission process should contact their appropriate Provincial/Territorial government department or ministry as early as possible to discuss its internal process in regards to the NDMP.
Strategic Transportation Infrastructure Program (STIP)	There are four components within STIP: Local Road Bridge Program (LRB), Resource Road Program (RRP), Community Airport Program (CAP), Local Municipal Initiatives (LMI). Deadline for applications for 2019-2020 funding is November 30, 2018.
Environmental	
Alberta Innovates - Waste to Value-Added Product Demonstration Projects for Alberta Small Municipalities	Funding opportunity to establish demonstration of waste conversion facilities within small urban and rural communities. No current call for expression of interests. Last intake was March 31, 2017.
Alberta Municipal Solar Program (AMSP)	The Alberta Municipal Solar Program (AMSP) provides financial rebates to Alberta municipalities who install solar photovoltaics (PV) on municipal facilities or land and complete public engagement for the project. Funding is available on a first come first served basis. All projects must be completed and energized after February 5, 2016. Funding will be in the form of a rebate per watt of total installed capacity and will not exceed 20% of eligible expenses up to a maximum of \$300,000.
Alberta Recycling - Tire Marshalling Area (TMA) Grant	Up to \$30,000 per applicant is available for upgrading tire collection areas at landfills, transfer stations, or recycling depots. Environmental Services has received 4 of these grants in the recent years for Janvier, Conklin, Fort McMurray and Fort Chipewyan. The RMWB has no requirements for additional TMA's at this time. Applications are generally accepted in November annually.
Canada Green Corps	The United Nations Association (UNA) of Canada has recently launched this program which is a green internship program for youth between the ages of 18-30. UNA Canada provides a 50% wage subsidy to employers to hire interns. Their most recent intake was in January 2017 and was for a 4-month period.

Grants (continued)

Future Grant Opportunities (continued)	Information
Environmental (continued)	
Clean Growth Program - Natural Resources Canada	Provides funding for clean technology research and development (R&D) and demonstration projects in Canada's energy, mining and forestry sectors. Municipalities are eligible to apply where applicable. The program may pay up to 75% of total project costs per R&D project. Requests for funding in the range of \$300,000 to \$2,000,000 are expected. Maximum funding of \$5,000,000 per project is permitted. Letters of Interest (LOI) were due by February 7, 2018.
Emissions Reduction Alberta (ERA)	ERA works with government, industry and innovators to accelerate development of innovative technologies that reduce GHG emission. There is no current call for applications however future opportunities will be evaluated.
FCM's Climate and Asset Management Network	FCM's Climate and Asset Management Network provides peer-learning opportunities, grant funding and training to help Canadian municipalities better integrate climate and sustainability goals into asset management approaches. As a network participant, you can benefit from funding of up to \$175,000 for your municipality along with workshops and knowledge-sharing activities with colleagues from municipalities across Canada. Most recent call for applications closed June 15, 2017.
Green Municipal Fund	Grants available to cover up to 50 per cent of eligible costs for plans, feasibility studies and pilot projects — to a maximum of \$175,000 for plans and feasibility studies, and a maximum of \$350,000 for pilot projects. Low-interest loans available, usually in combination with grants, to cover up to 80 per cent of eligible costs for capital projects. The loan maximum is \$5 million*, and the grant amount is set at 15 per cent of the loan, to a maximum of \$750,000. * Applicants with high-ranking projects may be eligible for a loan of up to \$10 million combined with a grant for 15 per cent of the loan amount, to a maximum of \$1.5 million. Brownfields: Grants are not available for capital projects in the brownfields sector. There is no specified loan limit for capital projects in the brownfields sector, but FCM reserves the right to adjust the maximum loan limit per project.
Municipalities for Climate Innovation Program (MCIP) Grant	Grant funding of up to \$1 million and more for climate change capital projects is now available from the Federation of Canadian Municipalities (FCM) under the Municipalities for Climate Innovation Program (MCIP). Communities can use the funding to upgrade, build, replace, expand or purchase and install fixed assets or infrastructure, such as buildings and treatment plants. Applications are accepted year round until January 31, 2020 for, Energy: Climate mitigation capital projects, Solid waste: Climate mitigation capital projects, Water: Climate mitigation capital projects, Transportation: Climate mitigation capital projects, Community initiatives: Climate mitigation capital projects, Extreme temperatures: Climate adaptation capital projects, Flooding and drought: Climate adaptation capital projects, Wind events: Climate adaptation capital projects, Community initiatives: Climate adaptation capital projects
TAME+ Program	Grants Available for up to \$2,000 for Energy Audit, and Up to \$100,000 for retrofit capital costs. Information has been distributed to Sustainability and Engineering. Funding available on a first come, first served basis.
Human Resources	
Career Focus Funding	Career Focus provides funding for employers and organizations to design and deliver a range of activities that enable youth to make more informed career decisions and develop their skills. To take advantage of this program the municipality would need to contact a workforce consultant at the Government of Alberta's Ministry of Labour.
Public Works and Transit Services	
Alberta Blue Cross - Healthy Communities Grant	In the interest of promoting wellness and active living, Alberta Blue Cross has launched the Healthy Communities Grant Program. Four \$50,000 grants are being awarded each year to support community amenities and facilities that promote active living. Applications open annually on June 1st and close on August 30th.
Alberta Recycling - Municipal Demonstration Grant (MDP)	Up to \$30,000 per applicant is available through the Municipal Demonstration Grant (MDP) to help purchase recycled tire products for community projects such as playgrounds, arenas, walking trails, etc. Annual deadline for applications is generally in November. Matching funds is a requirement of the program.
Alberta Culture Days	Funding is available annually for Culture Days Events. The local Alberta Culture Days Committee can apply to become a Celebration site. Applications are generally due June annually.

Grants (continued)

Future Grant Opportunities (continued)	Information
Public Works and Transit Services (continued)	
Canada Cultural Spaces Fund	The Canada Cultural Spaces Fund (CCSF) supports the improvement of physical conditions for artistic creativity and innovation. The fund supports the improvement, renovation and construction of arts and heritage facilities, as well as the acquisition of specialized equipment. Eligible applicants include not-for-profit arts and heritage organizations, incorporated under the Canada Not-for-Profit Corporations Act, Part II of the Canada Corporations Act or under corresponding provincial or territorial legislation; provincial/territorial governments, municipal or regional governments and their agencies; and Aboriginal people's institutions or organizations. The Canada Cultural Spaces Fund receives applications on an ongoing basis.
Celebrate Canada	The Celebration and Commemoration Program – Celebrate Canada component provides funding for activities organized on National Aboriginal Day (June 21), Saint-Jean-Baptiste Day (June 24), Canadian Multiculturalism Day (June 27) and Canada Day (July 1). Applications are generally due in November and Community Services has been successful securing funding in recent intakes.
CN EcoConnexions	Tree Canada's CN EcoConnexions From the Ground Up program will provide funding up to \$25,000 per project. A minimum of 50% matching funding must come from other sources. Intakes are generally announced in April.
Community Facility Enhancement Fund and Community Infrastructure Program	Grants are available for capital (generally up to \$125,000 per year) and operating (up to \$75,000 per year) to eligible organizations in the community. The municipality may support these applications.
Enabling Accessibility Fund	The Enabling Accessibility Fund supports the capital costs of construction and renovations related to improving physical accessibility and safety for people with disabilities in Canadian communities and workplaces. Applications for from eligible applicants interested in receiving grant funding up to \$100,000 for small projects are being accepted until July 26, 2018.
FRIAA FireSmart	The Forest Resource Improvement Association of Alberta announces requests for expressions of interest (EOI) for the FRIAA FireSmart Program from time to time. Each intake is evaluated by the Regional FireSmart Committee. Projects are generally in the \$200,000 - \$300,000 range.
Greening Canada's School Grounds	This program is available to schools to plant trees on their grounds. The RMWB is facilitating by providing Tree Canada will contact information of schools in the region that could benefit from this program.
Heritage Awareness Grant	Grants support tangible initiatives that promote awareness of Alberta's history and that will have lasting impact. Applications accepted twice per year, February 1st and September 1st.
Historic Resources Grant	Historic Resources Conservation grants provide funding for conservation of Alberta's historic places and conservation studies and professional services. Matching grants are awarded up to 50% of eligible costs. Information has been distributed to Public Operations (Parks) and Community Services. Applications accepted twice per year, February 1st and September 1st.
Hockey Alberta - Every Kid Every Community Grant	Program grants up to \$5,000 are available for the creation or support of an existing program that will focus on recruiting new players to the game of hockey regardless of age, skill or environmental factors. Community Services applied for this grant to assist with costs related to the Shootout on the Snye. Applications are accepted year round however funds are awarded quarterly. Application deadlines are August 30th, November 30th, February 28th, and May 30th.
Jumpstart Accessibility Grant	Jumpstart Accessibility Grants offer two funding streams: <i>Accessibility-Enabling Grants</i> , which provide eligible facilities with up to \$50,000 for projects to adapt and enhance existing facilities, and <i>Inclusive Design Innovation Grants</i> , which provide between \$250,000 and \$1,000,000 for projects designed to uniquely enhance sport and recreation spaces with innovative solutions.
Partners for Places	National funders invest in local projects to promote a healthy environment, a strong economy, and well-being of all residents. Not presently accepting applications.
Playground Grant	Under the program, Alberta Education will provide grant funding of up to \$250,000 per school to support the construction of a playground. The \$20-million program will apply to all new schools with Kindergarten to Grade 6 programs announced between 2014 and 2018.
TD Green Streets	TD Green Streets is the flagship program of Tree Canada and the only nationally-based municipal forestry innovation program in Canada. Applications for funding up to \$25,000 are generally accepted in November.

Grants (continued)

Future Grant Opportunities (continued)	Information
Public Works and Transit Services (continued)	
TD Friends of the Environment	TD Friends of the Environment accepts applications for a wide range of environmental initiatives, with a primary focus on environmental education and green space programs. Eligible projects include schoolyard greening and outdoor classrooms, park revitalization and restoration work, community gardens, trail building and restoration, recycling and composting programs, indoor and outdoor environmental education programming. The most recent intake was January 2018.
Tree Canada - Edible Trees Grant	Tree Canada funding is available (but not limited to) community gardening groups, community housing projects, indigenous communities, schools, parks and arboreturns. Applications for Tree Canada's Edible Trees program most recent intake was April 30, 2018. Maximum grant available was \$4,000. The RMWB did not apply in that round.
Transportation/Industrial Artifact Conservation Grant	Transportation or Industrial Artifact Conservation Grants provide funding for the preservation or restoration of transportation and industrial artifacts that have a distinctive or significant connection to Alberta's history. In general, this means: the first artifact of its kind, the last remaining, the best example, having direct association with a key historic event or figure. It must also have been built in or had a long period of continuous use within Alberta. The applicant must establish the special significance of the artifact to Alberta. Assistance is restricted to costs associated with the restoration of artifacts and not for artifact purchase, engine maintenance or total reproduction. One-time matching grants are awarded up to 50% of eligible project value, up to \$25,000. Applications accepted twice per year, February 1st and September 1st.
Watershed Resiliency and Restoration Program	Alberta Environment and Parks' (AEP) WRRP aims to improve natural watershed functions in order to build greater long-term resiliency to droughts and floods through conservation, education and stewardship, research data and restoration and enhancement. Applications are accepted annually on October 30th.
Watershed Steward Grant	The Watershed Stewardship Grant Program (WSG) is made possible with funding from Alberta Environment and Parks. Grants are available up to \$20,000 for projects that aim to enhance, protect or restore Alberta's precious water resources. While Municipalities are not eligible to apply directly for this grant, they may serve as the partnering legal entity for a group that does not have a legal status. Most recent deadline was February 2018. Future rounds will be considered.
Planning and Development	
Community and Regional Economic Support (CARES) Program	The RMWB was awarded \$750,000 from this program for the Back to Business Resource Centre. A second grant from this program of \$95,000 was just awarded to the RMWB for the development of a five year Economic Development Strategic Plan. The next intake will close June 30, 2018 however the municipality will not be submitting an application at this time.
Regional Emergency Services	
Emergency Management Preparedness Program (EMPP)	The objective of the Emergency Management Preparedness Program (EMPP) is to provide an effective and cost-efficient grant program for increased emergency management capacity resulting in an increased number of trained emergency management practitioners. The RMWB submitted an application for 2017 and the next intake is September 30, 2018.
Fire Services Training Program (FSTP)	This program supports the expansion and enhancement of regional fire service training. The objective is to provide an effective and cost-efficient mechanism for increased training capacity that results in a greater number of trained fire service personnel. The RMWB submitted an application for 2017 and the next intake is September 30, 2018.
Wildfire Community Preparedness Day	Wildfire Community Preparedness Day is held annually in May. FireSmart Canada offers up to \$500 funding awards to implement neighborhood projects. Applications will be accepted from January 15 - March 9, 2018.

Grants (continued)

Future Grant Opportunities (continued)	Information
All Divisions	
Alberta Community Partnership (ACP) Program	<p>The objective of the ACP program is to improve the viability and long-term sustainability of municipalities by providing support for regional collaboration and capacity-building initiatives.</p> <p>The ACP program is designed to support municipalities in attaining the following key program outcomes:</p> <ul style="list-style-type: none"> ■ new or enhanced regional municipal services; ■ improved municipal capacity to respond to municipal and regional priorities; and ■ effective intermunicipal relations through joint and collaborative activities. <p>Intermunicipal Collaboration Component - November 1, 2018 Mediation and Cooperative Process component - Deadline February 1, 2019 Municipal Restructuring Component - Deadline February 1, 2019 Strategic Initiatives Component - Deadline February 1, 2019 Municipal Internship Component - Deadline September 1, 2018</p>
Investing in Canada Infrastructure Program	<p>Through the federal government's Investing in Canada Infrastructure Plan, Alberta will receive \$3.39 billion over the next 10 years. These projects will be cost-shared with the Alberta government, municipalities and other partners.</p> <p>Eligible organizations can apply for funding under the following streams:</p> <ul style="list-style-type: none"> • Public transit infrastructure • Green infrastructure • Rural and northern communities infrastructure • Community, culture and recreation <p>Applications are open until August 1, 2018.</p>
Smart Cities Challenge	<p>The Smart Cities Challenge is a competition open to all municipalities, local or regional governments, and indigenous communities across Canada. This challenge will inspire communities across the country to define their future with the help of their residents through the use of a smart cities approach. Applications were due April 24, 2018 however the RMWB has opted to compete in Round 2 in 2019 and are actively working on developing our challenge statement.</p>