

Accessory Building Specifications

Name: _____ DP # _____
Civic Address: _____ Legal Address: _____

Roofing Material

- Asphalt Shingles
- Cedar, Pine Shakes/Shingles
- Metal Roofing
- Other (specify) _____

Roofing Sheathing

- Min. 3/8" OSB or plywood
NOTE: OSB or plywood less than 1/2" requires H clips and bridge blocking
- 1/2" OSB or plywood
- Other (specify) _____

Roof Framing

- Pre-manufactured Engineered Truss
- Stick Build Rafters (provide details)

Exterior Finish

- Vinyl Siding
- Stucco
- Metal Siding
- Other (specify) _____

Foundation

- 4" Slab with Thickened Edges
- Strip footing & 4' frost wall

Interior Development

NOTE: A separate permit is required for each of these items (if applicable)

- Electrical
- Gas
- Plumbing
- Other (specify): _____

Wall Sheathing

- 3/8" OSB
- 3/8" plywood
- 1/2" plywood
- 1/2" OSB
- Other (specify): _____

Wall Framing

- 2 x 4 @ 16" o.c.
- 2 x 4 @ 24" o.c.
- 2 x 6 @ 16/24" o.c.
- Insulated walls and ceilings

Garage Door Beam

Length: _____

Depth: _____ # of Plys: _____

- Built Up
- Engineered

Garage Door Size: _____

Please Note:

Windows cannot be placed in a wall that is closer than 4 feet to a neighbour's property.

If the roof framing members transfer roof loading to the overhead garage door beam, please specify the size of the garage door beam.

Garage door beams without roof loading must be minimum size 2 – 2 x 12 c/w a minimum of 3" bearing.

Maximum size of detached garage on a slab thickening foundation is 110 sq. m. with truss span not exceeding 85m. Oversized garage will require review and approval by a Safety Codes Officer.

Walls to be secured to slab with minimum 12.7mm (1/2") diameter anchor bolts at 2.4m (8') on center maximum.

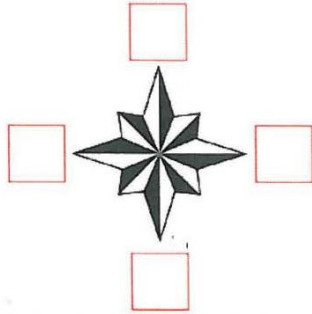
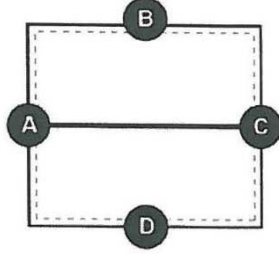
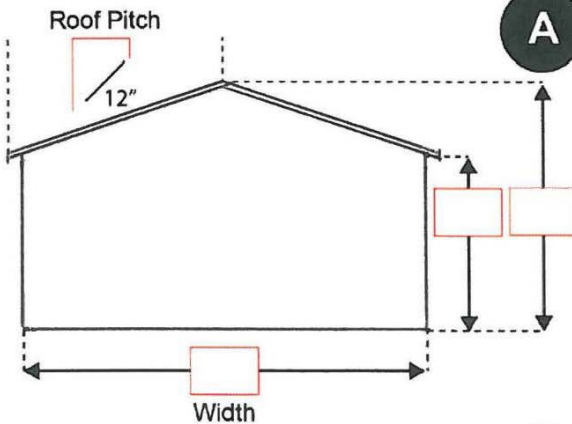
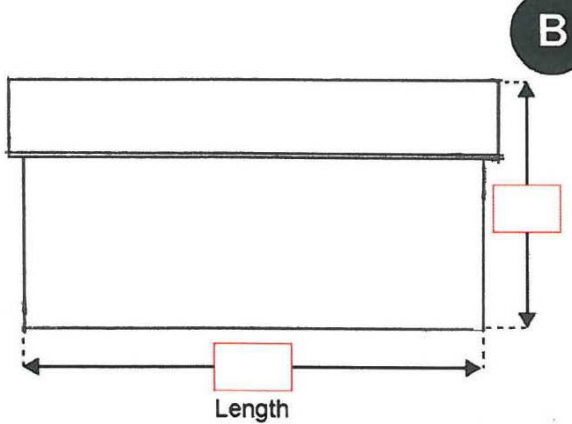
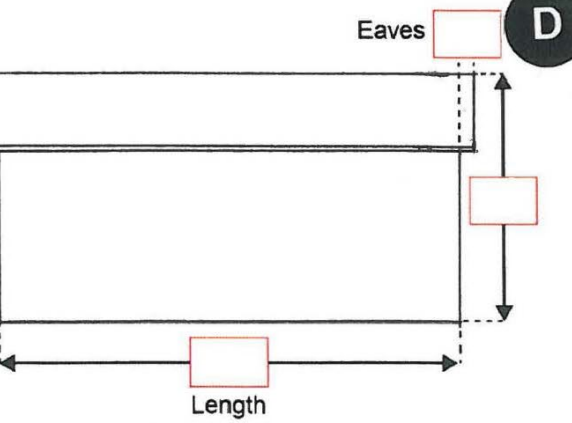
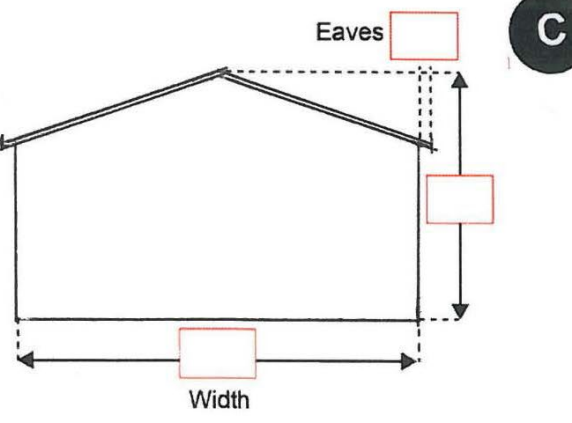
Cannot build over an underground gas line.

Direction of Trusses

- Trusses parallel to overhead door opening

- Trusses perpendicular to overhead door opening
- Other Foundation (details, engineering)



<h3 style="margin: 0;">Key Map</h3> <p><input type="checkbox"/> Please indicate North on the north arrow relative to the <i>site plan view</i></p>	<div style="text-align: center;">  </div> <div style="text-align: right; margin-top: 20px;"> <p><i>Site Plan View</i></p>  </div>
<p>Elevation View: Please show all doors and windows with their width and length dimensions</p>	
<div style="display: flex; flex-wrap: wrap;"> <div style="width: 50%; padding: 5px;"> <p>Roof Pitch</p>  <p style="text-align: center;">Width</p> </div> <div style="width: 50%; padding: 5px;">  <p style="text-align: center;">Length</p> </div> <div style="width: 50%; padding: 5px;">  <p style="text-align: center;">Length</p> </div> <div style="width: 50%; padding: 5px;">  <p style="text-align: center;">Width</p> </div> </div>	
<h3 style="margin: 0;">Accessory Building Specifications</h3> <p>Name: _____ DP # _____</p> <p>Civic Address: _____ Legal Address: _____</p>	

The personal information collected is authorized under Section 4 (c) of the *Protection of Privacy Act* and is managed in accordance with the Act. It will be used as contact information and to process your application. If you have any questions regarding the collection or use of this information please contact PULSE at 780-743-7000, 1-800-973-9663, or online at rmwb.ca/pulse.